

# Business Math: A Step-by-Step Handbook



# **BUSINESS MATH: A STEP-BY-STEP HANDBOOK**

Version 2018 Revision A

JEAN-PAUL OLIVIER

Lyryx Learning



*Business Math: A Step-by-Step Handbook by Jean-Paul Olivier is licensed under a [Creative Commons Attribution-NonCommercial-ShareAlike 4.0 International License](https://creativecommons.org/licenses/by-nc-sa/4.0/), except where otherwise noted.*

# CONTENTS

<a href="#">License</a>	ix
<a href="#">Preface</a>	x
<a href="#">About the Author</a>	xii
<a href="#">Textbook Features</a>	xiii
<a href="#">A Note On Rounding Rules</a>	xix
1. <a href="#">Chapter 1: Succeeding In Business Mathematics</a>	1
2. <a href="#">1.1: What Is Business Math?</a>	3
3. <a href="#">1.2: How Can I Use The Features Of This Book To My Advantage?</a>	5
4. <a href="#">1.3: Where Do We Go From Here?</a>	13
5. <a href="#">Appendix 1: Rounding Rules</a>	15
6. <a href="#">Chapter 2: Back To The Basics</a>	16
7. <a href="#">: Order of Operations</a>	18
8. <a href="#">: Fractions, Decimals, &amp; Rounding</a>	29
9. <a href="#">: Percentages</a>	51
10. <a href="#">: Algebraic Expressions</a>	64
11. <a href="#">: Linear Equations: Manipulating and Solving</a>	94
12. <a href="#">: Natural Logarithms</a>	118
13. <a href="#">Chapter 2 Summary</a>	126
14. <a href="#">Chapter 3: General Business Management Applications</a>	137
15. <a href="#">: Averages</a>	157
16. <a href="#">: Ratios, Proportions, and Prorating</a>	178
17. <a href="#">Chapter 3 Summary</a>	179
18. <a href="#">Chapter 4: Human Resources and Economic Applications</a>	180
19. <a href="#">: Gross Earnings</a>	182
20. <a href="#">: Personal Income Tax</a>	207

21. <a href="#">: Indexes</a>	219
22. <a href="#">Chapter 4 Summary</a>	239
23. <a href="#">Chapter 5: Marketing and Accounting Fundamentals</a>	248
24. <a href="#">: Cost-Revenue-Net Income Analysis</a>	250
25. <a href="#">5.2: Break-Even Analysis</a>	278
26. <a href="#">Chapter 5 Summary</a>	295
27. <a href="#">Chapter 6: Marketing Applications</a>	296
28. <a href="#">6-170: Figuring Out the Cost: Discounts</a>	298
29. <a href="#">: Markup: Setting the Regular Price</a>	326
30. <a href="#">: Markdown: Setting the Sale Price</a>	350
31. <a href="#">: Merchandising</a>	365
32. <a href="#">Chapter 6 Summary</a>	392
33. <a href="#">Chapter 6 Case Study</a>	402
34. <a href="#">Chapter 7: Accounting Applications</a>	405
35. <a href="#">: Sales Taxes</a>	408
36. <a href="#">: Property Taxes</a>	409
37. <a href="#">: Exchange Rates and Currency Exchange</a>	418
38. <a href="#">: Invoicing: Terms of Payment and Cash Discounts</a>	419
39. <a href="#">Chapter 7 Summary</a>	420
40. <a href="#">Chapter 8: Simple Interest:</a>	421
41. <a href="#">8.1: Principal, Rate, Time</a>	423
42. <a href="#">: Moving Money Involving Simple Interest</a>	424
43. <a href="#">: Application: Savings Accounts and Short-Term GICs</a>	439
44. <a href="#">: Application: Promissory Notes</a>	440
45. <a href="#">: Application: Loans</a>	441
46. <a href="#">: Application: Treasury Bills &amp; Commercial Papers</a>	442
47. <a href="#">Chapter 8 Summary</a>	453
48. <a href="#">Chapter 8 Case Study</a>	461
49. <a href="#">Chapter 9: Compound Interest: Working with Single Payments</a>	465
50. <a href="#">: Compound Interest Fundamentals</a>	468

51. <a href="#">: Determining the Future Value</a>	489
52. <a href="#">: Determining the Present Value</a>	512
53. <a href="#">: Equivalent Payments</a>	526
54. <a href="#">: Determining the Interest Rate</a>	542
55. <a href="#">: Equivalent and Effective Interest Rates</a>	543
56. <a href="#">: Determining the Number of Compounds</a>	556
57. <a href="#">Chapter 9 Summary</a>	557
58. <a href="#">Chapter 10: Compound Interest: Applications Involving Single Payments</a>	558
59. <a href="#">: Application: Long-Term GICs</a>	561
60. <a href="#">: Application: Long-Term Promissory Notes</a>	576
61. <a href="#">: Application: Savings Bonds</a>	590
62. <a href="#">: Application: Strip Bonds</a>	605
63. <a href="#">: Application: Inflation, Purchasing Power, and Rates of Change</a>	618
64. <a href="#">Chapter 10 Summary</a>	634
65. <a href="#">Chapter 11: Compound Interest: Annuities</a>	641
66. <a href="#">: Fundamentals of Annuities</a>	644
67. <a href="#">: Future Value of Annuities</a>	656
68. <a href="#">: Present Value of Annuities</a>	680
69. <a href="#">: Annuity Payment Amounts</a>	708
70. <a href="#">: Number of Annuity Payments</a>	722
71. <a href="#">: Annuity Interest Rates</a>	735
72. <a href="#">Chapter 11 Summary</a>	750
73. <a href="#">Chapter 12: Compound Interest: Special Applications of Annuities</a>	760
74. <a href="#">: Deferred Annuities</a>	763
75. <a href="#">: Constant Growth Annuities</a>	778
76. <a href="#">: Perpetuities</a>	795
77. <a href="#">: Leases</a>	807
78. <a href="#">: Application: How to Purchase a Vehicle</a>	820
79. <a href="#">: Application: Planning Your RRSP</a>	839
80. <a href="#">Chapter 12 Summary</a>	850

81.	<a href="#">13.1: Calculating Interest and Principal Components</a>	863
82.	<a href="#">13.2: Calculating the Final Payment</a>	888
83.	<a href="#">: Amortization Schedules</a>	905
84.	<a href="#">: Special Application: Mortgages</a>	927
85.	<a href="#">Chapter 13 Summary</a>	945
86.	<a href="#">Chapter 14: Bonds and Sinking Funds</a>	954
87.	<a href="#">14.1: Determining the Value of a Bond</a>	956
88.	<a href="#">: Calculating a Bond's Yield</a>	982
89.	<a href="#">: Sinking Fund Schedules</a>	995
90.	<a href="#">14.4: Debt Retirement and Amortization</a>	1017
91.	<a href="#">Chapter 14 Summary</a>	1035
92.	<a href="#">Chapter 15: Making Good Decisions</a>	1046
93.	<a href="#">: Net Present Value</a>	1048
94.	<a href="#">: Other Measures for Making Decisions</a>	1049
95.	<a href="#">Chapter 15 Summary</a>	1066
	<a href="#">Appendix A</a>	1067
	<a href="#">Appendix B</a>	1068
	<a href="#">Appendix C</a>	1071



# LICENSE

---

## **BUSINESS MATH: A Step-By-Step Handbook**

### **License**



Attribution-NonCommercial-ShareAlike (CC BY-NC-SA)

This license lets others remix, tweak, and build upon your work non-commercially, as long as they credit you and license their new creations under the identical terms

To view a copy of this license, visit <https://creativecommons.org/licenses/by-nc-sa/4.0/>

# PREFACE

---

## Preface

I have spoken with many math instructors and professors all across Canada. As educators, it is apparent that many of us are experiencing the same challenges with our students. These challenges include, but are not limited to:

- Mathematics has a negative perception amongst most students and is viewed as the “dreaded” course to take;
- It is commonly accepted that mathematics is one of the few courses where students make the comment of “I’m not very good at it” and people just accept it as truth; and
- The declining ability of our students with regards to fundamental mathematical skills and problem-solving ability.

Compared to when we grew up, our students now face a very different Canada. Today’s society is extremely time-pressed and always on the go. Most students are not only attending college or university, but holding down full- or part-time jobs to pay their bills and tuition. There are more mature students returning from industry for upgrading and retraining who have families at home.

There are increasing rates of cultural diversity and international students in the classroom. Many students do not go directly home at night and do their homework. Rather, they fit their schoolwork, assignments, and homework into their schedules where they can.

In addition to all of this, our students have grown up surrounded by technology at home, in school, and at work. It is the modern way of doing business. Microsoft Office is prevalent across most industries and companies, however LibreOffice is readily available and starting to compete with Microsoft Office. As technology continues to develop and prices become more affordable, we see more students with laptops, iPhones, and even iPads. Our students need us to embrace this technology which is a part of their life in order to help them become the leaders of tomorrow.

### What Do We Need To Do?

I set out to write this textbook to answer the question, “What can we, as educators, do to help?” We can’t change the way our students are or how they live. Nor can we change the skill sets they bring into our

classroom. What we can do though is adapt our textbooks, resources, and the way we teach mathematics. After all, isn't it our job to find teaching strategies that meet with the needs of our students?

You may ask, 'what do students need in a textbook'? The answer requires us to listen to our students both in feedback and the questions that they pose. Term after term, year after year, do these questions sound familiar?

1. How do we approach the mathematical problem (I don't know where to start)?
2. What are the steps needed to arrive at the answer (how do I get there)?
3. Why is this material so repetitive (particularly made with respect to annuities)?
4. Why do we use algebraic symbols that have absolutely no relevance to the variable they represent?
5. How and why does a formula work?
6. Is there a quick way to locate something in the book when I need it?
7. How does this material relate to me personally and my professional career (what's in it for me)?
8. How does the modern world utilize technology to aid in math computations (does anyone do this by hand)?
9. Where are the most common errors so that I can try to avoid them?
10. Are there any shortcuts or "trade secrets" that can help me understand the concepts better?
11. How do all the various mathematical concepts fit together when we only cover each piece one at a time?
12. Is there any way to judge whether I conceptually understand the material?

The answer to each of these questions is incorporated into the content, structure, and features of this textbook. Students helped create this textbook. It is written to meet the needs of a twenty-first century student. Through the combination of all of the features of this textbook, it is my goal to enhance your classroom and increase your student success rates. I encourage you to provide feedback about your experiences and how we, as mathematical educators, can constantly improve our textbooks for our students. I look forward to hearing about your challenges and, most importantly, your novel solutions that help your students succeed. Please email me at [jpolivier@shaw.ca](mailto:jpolivier@shaw.ca) with your suggestions, questions, comments, and input. Thank you in advance for your support and input!

Jean-Paul Olivier

# ABOUT THE AUTHOR

---

## About The Author

### **JEAN-PAUL OLIVIER**

#### **Education:**

*University of Manitoba, Bachelor of Commerce (Honours)*

*Red River College of Applied Arts, Science, & Technology, Certificate in Adult Education*

#### **Current Position:**

*Mathematics and Statistics Instructor, Red River College of Applied Arts, Science, & Technology, Winnipeg, MB, Canada*

Jean-Paul has been teaching Business and Financial Mathematics, as well as Business Statistics and Quantitative Methods for the past 21 years. He is a dedicated instructor interested in helping his students succeed through multi-media teaching involving PowerPoints, videos, whiteboards, in-class discussions, readings, online software, and homework practice. He regularly facilitates these quantitative courses and leads a team of instructors. You may have met Jean-Paul at various mathematical and statistical symposiums held throughout Canada (and the world). He has contributed to various mathematical publications for the major publishers with respect to reviews, PowerPoint development, online algorithmic authoring, technical checks, and co-authoring of textbooks. This text represents Jean-Paul's first venture into solo authoring.

Jean-Paul resides in Winnipeg, Manitoba, Canada, along with his wife and two daughters. When he is not teaching, he loves vacationing in the warm climes of the south with his family in California and Florida.

#### **This book is dedicated to:**

My wife, Pamela, who supports me in every way possible, And to

My daughters, Gabrielle and Madison, who wanted Daddy to help others learn their numbers.

# TEXTBOOK FEATURES

---

## Textbook Features

### How To Approach The Mathematical Problem (The PUPP Model)

Our students struggle with completing math exercises from beginning to end. They are unfamiliar with mathematical thought process and the techniques involved. A systematic approach is needed to help students learn how to think. This textbook's core design centers around a structured thinking process termed The PUPP Model (Plan, Understand, Perform, and Present). This process is found throughout the textbook in every guided example to help students develop a step-by-step problem-solving approach.

1. **Plan.** One of the most common difficulties is when students rush into calculations and have no clue what they are solving for! This step focuses and reminds students about what it is they are doing. The goal is to encourage students to recognize what question has been asked and what variable(s) need to be calculated.
2. **Understand.** It is critical to know what you are doing and how you are going to get there. Before performing calculations, this step urges students to think through the entire process required in order to logically arrive at the solution. There are two critical elements:
  - i. ***What You Already Know.*** Students must read through the question and assign the correct values to appropriate variables. If necessary, diagrams such as timelines are drawn to help visualize the information being provided and what to do with that information.
  - ii. ***How You Will Get There.*** Everybody needs a roadmap. This step focuses students on describing the steps, procedures, and formulas required to arrive at the solution.
3. **Perform.** This stage is all about the mathematics. Students execute their roadmap and perform the needed calculations and procedures to arrive at the root(s) of the problem.
4. **Present.** The final part of the model encourages students to express their solution(s) in the context of the question. It's not good enough just to calculate a number. They have to understand what it means and how it fits into the situation. This also makes it easier to see if the solution makes sense. If not, there is a higher chance of spotting an error. Additionally, visual charts and graphs assist students in understanding how the various numbers fit into the cohesive puzzle.

## What Are The Steps Needed To Arrive At The Final Answer? (How It Works)

Have you sometimes known what the destination is but you just couldn't figure out how to get there? Students commonly experience this problem in financial mathematics, particularly when questions become grander in scope. Integrated into the PUPP Model is another core feature of this textbook called "How It Works". In this section, students can find:

1. Detailed, step-by-step sequential procedures to address common business mathematical problems.
2. Handy reference flowchart guides that summarize the key steps required to arrive at the solutions.
3. Where possible, quick and simple examples to further illustrate the procedure.

In every section of the textbook, the "How It Works" is introduced. These steps are then utilized in all guided examples to assist students in taking a problem from beginning to end.

## The Repetitiveness Of Annuities

I have heard from instructors, professors, textbook reviewers, and students alike the same concerns about the repetitiveness in teaching the four types of annuities. It is no secret that there are only minor differences between the annuity types. Many have expressed that their courses are highly time-constrained. Other textbooks address most or all annuity types separately. Each annuity type is then solved for the five common unknown variables. This can result in up to twenty different lectures.

An overwhelming number of educators have indicated that they find it better to teach the four annuity types up front. Once students understand how to recognize the annuity type and the key differences, students can solve any annuity for any variable!

In this textbook, the four annuity types are thoroughly introduced and discussed, followed by sections discussing the solving for each formula variable. Key knowledge is offered in a single chapter. This textbook also utilizes only four annuity formulas – two for ordinary annuities and another two for annuities due. Incorporated into the design of these formulas are the mathematics needed to address both simple and general formats. To reduce the chance of error, students are not required to use combinations of annuity formulas nor substitute solutions of one formula into another.

When solving for other annuity variables, students use their algebra skills to substitute and rearrange the four formulas. There are no long lists of formulas that are nothing more than algebraic rearrangements of existing formulas. There are two formulas for ordinary annuities and two formulas for annuities due. Clean and simple.

## Relevant Algebraic Symbols

There are two key student concerns here: irrelevant algebraic symbols and algebraic symbols with multiple usages. Both of these concerns are addressed through symbol choices and formulas utilized in this textbook.

Nothing is more frustrating for students than algebraic symbols that have nothing to do with the variable. For example, it is common to let “ $j$ ” represent the nominal interest rate. To students this is like apples and oranges. What makes more sense is to use relevant algebraic symbols that help students to understand the formulas being presented. Doesn’t IY for interest rate per year make much more sense than “ $j$ ”? This text utilizes representative singular (such as P for profit) or plural (such as PMT for annuity payments) symbols to further student understanding.

Additionally, having identical algebraic symbols with different interpretations is very confusing for students. For example, the symbol for future value (FV) is used to represent the future value of a single payment, an ordinary annuity, or an annuity due.

However, many questions require students to execute combinations of single payments and annuities. This requires multiple appearances of the same FV symbol each requiring different computational formulas. Except where industry standards exist, this textbook differentiates algebraic symbols so that each symbol has only one meaning. Thus FV is for the future value of a single payment, FVORD is the future value of an ordinary annuity payment stream, and FVDUE is the future value of an annuity due payment stream. This means less confusion for our students.

## How And Why A Formula Works

We all agree that understanding a formula and not just memorizing it goes a long way in business mathematics. In this respect, this textbook offers annotated and detailed formulas allowing students to simultaneously visualize the formula as a whole and by its various components. Instead of cross-referencing variable definitions and concept explanations, each part of the formula is visually addressed and the elements explained as a cohesive whole.

## Handbook Design

It is difficult to get students to look at and use their textbook. An easy reference handbook design forms a cornerstone to aiding our students in two ways.

1. The book offers a friendly, strong visual appeal. It is not just page after page of endless and uninviting formulas. Instead, students find modern graphics, pictures, and an appearance designed to encourage their interaction.

2. Unlike other textbooks, every section and chapter follows an identical structure. The goal is to make material easy to find. Throughout the book there are constant guides and locators.

- In addition to the table of contents, every chapter introduction and summary provides key topic summaries.

- If a student needs to know the steps in solving a problem, students always find the details in the “How It Works” section. If they just need a summary or reminder, they can always find a nutshell summary at the end of each chapter.

- If students need calculator function instructions, they always find it in the Technology section of each chapter summary. Call the book a reference manual if you will. It is about students finding what they need when they need it made easy.

## Relevance

As educators, we constantly hear, “...and when will I ever use that in my life?” This textbook demonstrates to students both personal and professional applications in discussions, guided examples, case studies, and even their homework questions.

1. On a personal level, students are shown realistic scenarios, companies, and products that they commonly are exposed to. It is always easier to learn something when students can relate to it.

2. On a professional level, this textbook demonstrates business situations in different business fields so that students can see applicability regardless of their chosen career path. Whether students are planning on becoming accountants or marketers, there are applications to be found in this textbook.

This book offers to your student:

- Math organized by business function using products and companies that are familiar to students.
- Both business and personal application sections ranging from HELOCs and Promissory Notes to RRSP planning and purchasing vehicles.

## Integration Of Technology & Resources

### Texas Instruments BAI+ Calculator

One of the most widely used calculators in Canada, the Texas Instruments BAI+, is illustrated and fully integrated into this textbook.

For those instructors and professors utilizing this calculator, step-by-step calculator button solutions are provided at the bottom of relevant PUPP model examples. Improving this integration is the usage of similar



formula and calculator symbols that allows students to make the easy transfer between algebraic variables and calculator buttons.

If calculators are not used in your course or you use an alternate calculator, the layout and design of the textbook strategically places these calculator solutions in an inconspicuous manner in the guided solutions. Thus, they do not interfere with your students' coverage of the material and are easily skipped.

## Structured Exercises

Every section, as well as chapter end, has approximately 18 practice questions for the students. Students comment that having more than that appears daunting and discourages doing their homework. Imagine reading a section and finding eighty homework questions at the end! Solutions to all exercises are found at the back of the book. The exercises are broken into three sections:

1. **Mechanics.** This section focuses on fundamental mathematical skills and practicing of the formulas. These questions are straight-forward and may appear in a table format that encourages students to become more familiar with the formulas and how to solve them. After completing this section, your students should have the basic mathematical skills however will not be able to demonstrate adequate competency in the subject matter without continuing to the next section.

2. **Applications.** Once students has mastered the mathematics, it is time to put their skills to work and solve various business and personal applications. The questions in this section are in word format and require the students to execute their problem-solving skills. After completing this section, students will be able to demonstrate adequate competency in the subject matter.

3. **Challenge, Critical Thinking, and Other Applications.** This section raises the difficulty bar and asks challenging questions. Solutions may require multi-stage approaches or integration of different concepts. Strong problem-solving skills are needed. Questions may also take students in new directions by having them interrelate different concepts. Students completing this section demonstrate a high level of competency in the subject matter.

## Identification Of Common Errors & Finding Shortcuts

Built-in to the design of this book are the standard elements that make students aware of the common errors (Things To Watch Out For) as well as some tips and tricks (Paths To Success) along the way. What makes these different in this book is that they are an integrated component of the textbook and not separated into text boxes that are generally ignored by our students.

## How Do All The Pieces Fit Together?

Helping your students integrate their concepts is accomplished in two main ways:

1. **End Of Chapter Exercises.** These questions allow students to explore the various concepts outside of their chapter section. Where possible, various concepts are combined in questions that allow students to integrate their acquired knowledge.
2. **Short Case Studies.** A fictional company called Lightning Wholesale is used throughout this textbook. Almost every chapter features a short case study showing how a single business applies all the various mathematical concepts into its daily operations. Students can learn how various chapter elements combine together into business scenarios.

## Am I Understanding The Material? (Give It Some Thought)

The students have read the material, but did they take the time to understand the material? Throughout the textbook, after concepts have been introduced, is a question and answer section called “Give It Some Thought”. This is not a mathematical computation section. It features conceptually based questions whereby no calculations are required. Instead, this section offers students periodic checkpoints to determine if they are understanding the relationships of various variables and the concepts being presented.

# A NOTE ON ROUNDING RULES

---

## A Note on Rounding Rules

For some, the method by which a textbook performs rounding in its calculations plays a very important role in the delivery of business math. This textbook addresses the issue of rounding in as simplified manner as possible.

For the instructor:

- The rules utilized in this textbook follow a very basic premise: no rounding until the final answer is achieved unless there is a logical reason to round an interim solution.
- All interim solutions display up to six decimal places, limited only by the graphical display capabilities of the BAI+ calculator. Thus, what the student sees on the screen of the calculator is exactly what is presented in the examples.
- Unless there is a standard for rounding the final answer (such as currency), the solution displays up to six decimals in decimal format and four decimals in percentage format.

For the student:

- An introduction to the global rounding rules is presented in the appendix to Chapter 1.
- The basic principles of rounding are discussed in Chapter 2.
- Any nuances, textbook standards, or industry standards are presented as needed throughout the book as various topics are introduced. These key rules are summarized in Appendix C.



1.

# CHAPTER 1: SUCCEEDING IN BUSINESS MATHEMATICS

---

## (How To Use This Textbook)

Math!

You may really dread the “M” word. Not only that, but this course is business mathematics, which some people say is even harder. Is that true, or is it just a rumour?

Take a look at your world from a different perspective—notice that math is everywhere! Before you went to bed last night, you performed some math and solved a complex algebraic equation (and you probably didn’t even realize it!). That equation helped you to figure out what time to get up this morning so that you could arrive at your destination on time. You factored in variables such as the required arrival time, commuting time (including the unknown variables of traffic and weather delays), morning routine time, and even snooze button time. When you solved this complex algebraic equation, you then set your alarm clock.

From the moment you woke up this morning, numbers have appeared everywhere. Perhaps you figured out how many calories are in your breakfast cereal. Maybe your car’s gas tank was low, so you calculated whether you had enough gas for your commute today. You checked your bank account online to see if you had enough money to pay the bills. At Tim Hortons you figured out what size of coffee you could buy to go with your donut using only the \$1.80 in change in your pocket. I hope you get my point.

Students ask, “But why do I want to learn about business math?” The answer is simply this: money. Our world revolves around money. We all work to earn money. We need money to purchase our necessities, such as homes, transportation, food, and utilities. We also need money to enjoy the pleasures of life, including vacations, entertainment, and hobbies. We need money to retire. And businesses need money to survive and prosper.

Quite simply, business math teaches you monetary concepts and how to make smart decisions with your money.

## Outline of Chapter Topics

- : What Is Business Math?
- : How Can I Use the Features of This Book to My Advantage? 1.3: Where Do We Go from Here?

## 2.

# 1.1: WHAT IS BUSINESS MATH?

---

Business math is the study of mathematics required by the field of business. By the fact that you are reading this textbook, you must be interested in a business field such as accounting, marketing, human resources, or economics.

Regardless of your path, you cannot avoid dealing with money and numbers.

Both personally and in your career you certainly use elementary arithmetic such as addition, subtraction, multiplication, and division. However, there is a whole field of mathematics that deals specifically with money. You will work with taxes, gross earnings, product prices, and currency exchange; you will be offered loans, lines of credit, mortgages, leases, savings bonds, and other financial tools. Do you know what these are and how these financial tools can maximize your earnings and minimize your costs? Do you have what it takes to execute smart monetary decisions both personally and for your business? Do you know how interest works and how it gets calculated? If you can answer “yes” to these questions, then you are already off to a great start. If not, by the end of this textbook you will have a better understanding of all of these topics and more.

### **How Do I Learn about Business Math?**

Let’s be realistic. In some areas of life and business, you can achieve a reasonable degree of understanding just by reading. However, reading about business mathematics without doing it would be disastrous. To succeed, you must follow a structured approach:

- Always read the content prior to your professor covering the topic in class.
- Attend class, ask questions, and explore the topic to advance your understanding.
- Do the homework and assignments—you absolutely must practice, practice, and practice!
- Seek help immediately when you need it.

Learning mathematics is like constructing a building. Each floor of the building requires the floor below it to be completed first. In mathematics, each section of a textbook requires the concepts and techniques from the sections that preceded it. If you have trouble with a concept, you must fix it NOW before it causes a large ripple effect on your ability to succeed in subsequent topics.

So the bottom line is that you absolutely cannot replace this approach—you must follow it.



3.

## 1.2: HOW CAN I USE THE FEATURES OF THIS BOOK TO MY ADVANTAGE?

---

I wrote this textbook with the help of student input specifically for students like you. It is designed to address common student needs in mathematics. Let's examine each of those needs and learn how you benefit from the features in this textbook.

### I Don't Know How to Solve a Math Problem

Do you find it difficult to start a math problem? What do you do first? What is the next step? The reason this is challenging to some students is that they have never been shown problem-solving techniques. This textbook extensively uses an author-created design called the PUPP model in all guided examples. Successfully working through a problem involves four steps: Plan, Understand, Perform, and Present (PUPP). The figure on the next page shows the PUPP model at work. This model provides a structured problem-solving approach that will aid you not only in mathematics but in any problem-solving situation you may encounter.

**Example 9.5A: Straightforward Interest Rate Calculation—FV and PV Known**

When Sandra borrowed \$7,100 from Sanchez, she agreed to reimburse him \$8,615.19 three years from now including interest compounded quarterly. What interest rate is being charged?

<b>Plan</b>	Find the nominal quarterly compounded rate of interest (IY).															
<b>Understand</b>	<p>What You Already Know</p> <p>Step 1: The present value, future value, term, and compounding are known, as illustrated in the timeline. <math>CY = \text{quarterly} = 4</math> <math>Term = 3</math> years</p>	<p>How You Will Get There</p> <p>Step 2: Calculate N using Formula 9.2.</p> <p>Step 3: Substitute into Formula 9.3 and rearrange for <math>i</math>. Step 4: Substitute into Formula 9.4 and rearrange for IY.</p>														
<b>Perform</b>	<p>Step 2: <math>N = 4 \times 3 = 12</math></p> <p>Step 3: <math>\\$8,615.10 = \\$7,100(1 + i)^{12}</math></p> $1.213394 = (1 + i)^{12}$ $1.213394^{1/12} = 1 + i$ $1.016249 = 1 + i$ <p>Step 4: <math>0.016249 = i</math></p> $= 0.016249 \times 4 = 0.064996 = 0.065 \text{ or } 6.5\%$	<p>Calculator Instructions</p> <table border="1"> <thead> <tr> <th>N</th> <th>I/Y</th> <th>PV</th> <th>PMT</th> <th>FV</th> <th>P/Y</th> <th>C/Y</th> </tr> </thead> <tbody> <tr> <td>12</td> <td>Answer: 6.499709</td> <td>-7100</td> <td>0</td> <td>8615.10</td> <td>4</td> <td>4</td> </tr> </tbody> </table>	N	I/Y	PV	PMT	FV	P/Y	C/Y	12	Answer: 6.499709	-7100	0	8615.10	4	4
N	I/Y	PV	PMT	FV	P/Y	C/Y										
12	Answer: 6.499709	-7100	0	8615.10	4	4										
<b>Present</b>	<p>Sanchez is charging an interest rate of 6.5% compounded quarterly on the loan to Sandra.</p>	<p style="text-align: center;"><b>Structure of the Loan</b></p> <p style="text-align: right;">Maturity Value = \$8,615.19</p> <p style="text-align: right;">\$1,515.19</p> <p style="text-align: right;">\$7,100.00</p> <p style="text-align: right;">■ Compound Interest ■ Principal</p>														

To understand each of these steps, let's plan a vacation.

- Plan. If you are heading out on vacation, the first thing you want to know is where you are going!

Otherwise, how would you get there? In mathematics, you need to figure out what variable you are solving for before you can proceed. This step focuses your problem solving on the end goal. Many students mistakenly rush through this step and start punching numbers on a calculator or plugging numbers into formulas without understanding what it is they are doing. Spend plenty of time on this step, because the remaining three steps do not help at all if you solve for the wrong variable!

- Understand. In planning your vacation, once you figure out where you want to go you need to gather information about your destination. There are things you already know, but there are also things that you do not know, so you need a plan to figure these out. This step of the PUPP model helps your problem solving in two ways:
  - First, you need to assess what information has already been provided to you. You need to assign values to variables. You may need to draw diagrams to understand how all the numbers fit together.
  - Second, you create a plan by which you will solve your problem. Your roadmap identifies how you go from Point A (some variable is unknown) to Point B (knowing what the variable is).
- Perform. Once your vacation is planned, all that is left is to go on vacation! In other words, execute your plan. This step involves all of the mechanics and computations of your roadmap that you developed in the previous step.
- Present. After you return from vacation, you tell everyone about what you just did. In mathematics, this means you must explain solutions in the context of the question asked. If you just calculated  $x = \$700$ , what exactly does that represent and how should it be interpreted? Calculating a solution without understanding it is not good enough. A further benefit of this last step is that you can detect errors more easily when you have to explain the solution. For example, read this presentation statement: “If an investor puts \$1,000 into a savings account that earns 10% interest, I have calculated that

after one year the investor has \$700 in her savings account.” Did that make sense?

If an account is earning interest, the balance should have become bigger, not smaller! Clearly, the solution of  $x = \$700$  must be an error!

Once you repeatedly practise this model and ingrain it in your thinking process, you have a structured approach to solving not just math problems but any life problem. When you are first learning the PUPP model you will need to write out every step of the model. As you keep practising, you’ll find that the model becomes a way of thinking. You can never skip one of the steps, but you won’t have to write them all out anymore because you’ll execute some steps with rapid-fire thought!

## I Can't Find What I Want When I Need It

When practising your business math through homework and assignments, you will need to go back to look up various formulas or techniques or to review concepts. The

challenge of most textbooks is in finding what you need when you need it buried in the vast pages of the textbook.

Browse the table of contents of this book and notice the functional layout. This textbook incorporates a handbook design that aids in finding information. When you need to look something up, you will notice the following:

- Every part of every section in every chapter is designed and laid out using an identical structure. While not every part is required in every section, the order is always as follows:
- Concept introduction
- Concept fundamentals and characteristics
- Formula development and explanation
- Steps and procedures required to solve problems
- Important concept elements and technology use
- Common pitfalls and shared tips
- Conceptual understanding questions
- Guided examples
- Homework exercises
- The start of every chapter includes a miniature table of contents allowing you to locate what you need in the chapter without having to flip back to the book’s main table of contents.
- End-of-chapter summaries deliver exactly that—each chapter in a nutshell. They contain key concept reviews, key terms, algebraic symbol definitions, formula summaries, and technology discussions on calculator usage. Links to other chapters are also provided as needed. If you need to look something up, this is the place to start!

## Are There Any Steps to Help Me Remember?

Students have always asked if they need to follow a logical sequence of steps to solve a problem. The answer, of course, is YES! A section called “How It Works” helps you with this by providing step-by-step procedures, techniques, and formulas you need to solve the problem.

## Can This Book Help Me Understand the Formulas Better?

You can’t avoid formulas—this is math, after all. What helps, though, is to understand what the formulas do and how each component comes together to produce the solution. If you can understand, you do not need to memorize! This book lays formulas out visually, clearly labelling all symbols. In addition, each component is fully

explained (see below). You are not required to cross-reference paragraph-style explanations to formulas, as the visual layout makes it all clear. The goal is for you to understand what exactly the formula does and how, so that you understand enough to recognize when solutions make sense or might be wrong.

Formula 6.1 – Single Discount:  $N = L \times (1 - d)$   
 $d$  is Discount Rate: The discount rate represents the percentage (in decimal format) of the list price that is deducted.  
 $L$  is List Price: The list price is the normal or regular dollar price of the product before any discounts. It is the Manufacturer's Suggested Retail Price (MSRP – a price for a product that has been published or advertised in some way), or any dollar amount before you remove the discount.  
 $N$  is Net Price: The net price is the price of the product after the discount is removed from the list price. It is a dollar amount representing what price remains after you have applied the discount.

Additionally, you will not find any of those archaic algebraic symbols in this book. Representative symbols make the algebra easier to remember and understand. Those ancient mathematicians just loved to speak Greek (literally!), but this text speaks modern-day English and understands that we have technology here in the twenty-first century! We'll use symbols like  $N$  for net price,  $L$  for list price,  $P$  for profit, and  $E$  for expenses, letters that actually remind you of the variable they stand for!

## Does Anyone Actually Do Any of This in the Real World?

As you read through the guided examples and do your homework, pause to consider how the question applies to you. Does it demonstrate a business application you can use to be a smarter business professional? How can you extend the question to similar situations? This textbook shows you examples from both business and personal situations that you either have already encountered or probably will encounter in the future. (Remember: Math is all around you!)

- **Business.** Why do business programs require a business math course in the first term or two? How is it relevant to your future? This textbook provides numerous examples of applications in marketing, finance, economics, accounting, and more. Once you complete this textbook, you should see clearly how business mathematics is relevant and important to your chosen future career.
- **Personal.** You will see companies and products from your everyday life. Real-world situations show you how to put a few extra dollars in your pocket by making smart mathematical choices. What if you could save \$100 per month simply by making smarter choices? Over 40 years at a very conservative rate of interest, that is approximately \$100,000 in your pocket. You will also find life lessons. Are you ready to start planning your RRSP? Would you like to know the basics on how to do this? If you are thinking of buying a home, do you know how the numbers work on your mortgage? To learn how to buy a car at

the lowest cost, read on!

## Are There Any Secrets?

### TOP SECRET

There are never any secrets. However, I will point out some tricks of the trade and commonly made mistakes throughout this book.



- **Paths To Success.** This feature is designed to make you feel like part of the “in” crowd by letting you take advantage of shortcuts or tricks of the trade, such as some easy way to remember a particular technique or formula. It helps you see how some of the math could be made a little simpler or performed in a different way.
- **Things to Watch Out For.** Awareness of common pitfalls and sources of error in mathematics reduces your chances of making a mistake. A reminder also helps when important concepts are about to be used, reused, or combined in a novel way. It gives you a “heads up” when needed.

## Is There Any Way to Know That I'm “Getting It”?

Mastering business math requires two key skills:

- Executing the required techniques and calculations



- Understanding and successfully integrating various mathematical concepts. (For example, when a variable changes, can you estimate how this affects the final result?)

The second skill is much harder to acquire than the first. A feature called Give It Some Thought, poses scenarios and questions for which no calculations are required. You need to visualize and conceptualize various mathematical theorems. Ultimately, you perform a self-test to see if you are “getting it.”

## In Today's World, Who Does This By Hand Anymore?

That is a perfectly valid question. You are right: Most people do not do this work by hand and instead use mathematical tools such as calculators, spreadsheet software, and apps. However, as the saying goes, you must learn to walk before you can run. The learning of mathematics requires pencil and paper first. Once you master these, you can then employ technology to speed up the process. This basic version textbook incorporates one technology to aid you in your application of business mathematics:

1. The Calculator. Integrated throughout this book are instructions for one of the financial calculators most widely used in Canada—the Texas Instruments BAII Plus. Calculator functions with step-by-step button sequences are presented with guided examples illustrating how you solve the math problem not only by hand but also using the financial calculator.

## Is There Any Way I Can Assess My Ability?

At the end of almost every section of this book you will find approximately 18 practice questions covering the concepts specifically introduced in that section, with final solutions listed to all questions at the end of this textbook. These questions are divided into three categories to help develop your mathematical skills and assess your abilities:

- **Mechanics.** This group of questions focuses on fundamental mathematical skills and formula usage. They are your first taste of using the section formulas and working with the mathematical concepts at an introductory level. Successful completion of the Mechanics section means that you:
  - Have at least a basic understanding of the variables at play,
  - Show rudimentary application of concepts, and
  - Can calculate solutions using the formulas.

Do not stop here, though! You do not yet have enough skills to meet the basic requirements of most business math courses. Once you have mastered the Mechanics section, you must progress to the next section, where you learn to apply your knowledge.

- **Applications.** These questions are more typical of business math course expectations (check with your instructor). The key difference from the Mechanics section is that you must now execute your problem-

solving skills. These questions require you to determine the unknown variable and figure out how the various pieces of the puzzle come together in the solution.

Successful completion of these questions means that you

- Understand concepts at a satisfactory level,
- Can problem solve typical business math applications, and
- Can successfully integrate concepts at an acceptable performance level.
- Challenge, Critical Thinking, and Other Applications. These questions put your knowledge and understanding to the test. The difficulty bar is set high, as these questions commonly require multistep solutions with advanced problem-solving techniques. As well, success might require you to integrate formulas, concepts, or procedures in novel ways. You will be challenged! Successful completion of these questions means that you
- Understand concepts at an above-average level,
- Can problem solve in difficult situations, and
- Can successfully integrate concepts at a higher level of thinking.

## How Do I Put It All Together?

You may have noticed in your previous studies that many math textbooks teach one topic at a time. However, they do not necessarily help you see how all the little topics come together and interrelate. This leaves you wondering if there is a master plan.

Throughout this textbook, a single fictional company called Lightning Wholesale illustrates such interconnections. Case studies appear at the end of Chapters 3 through 15. Even if your instructor does not assign these case studies or work through them in class, completing them benefits you in three ways:

- You learn how to integrate chapter concepts into a cohesive whole.
- You perform large multitask problems that reflect real-world problem solving. This will make you a much more valuable employee when you graduate.
- You see how business mathematics works throughout an organization.



4.

## 1.3: WHERE DO WE GO FROM HERE?

---

At this point, I hope that you can see that all the features of this textbook are built for you! They are here to help you learn, understand, and perform math. This book gives you every opportunity to succeed!

Now that you know what business mathematics is and why it is important to you, let's get going! Complete the exercises below. Then look at your course syllabus and read your first section. Remember to take advantage of all the features of this textbook along the way.



### Section 1.3 Exercises

#### Mechanics

In questions 1–8, identify where you would look in this textbook if you needed to find the indicated information.

- The definition of a mathematical concept or term.
- An explanation of a particular calculator function.
- Guided solutions and examples to illustrate a mathematical concept.
- An illustration of how to use the calculator to solve a particular scenario.
- Step-by-step procedures for solving a mathematical problem.
- More practice questions.
- Detailed explanations of how to use the Excel spreadsheet templates.
- A full discussion of a mathematical concept.
- What does the acronym PUPP stand for? Why is it important?
- You just completed the “Mechanics” questions for a particular section. Do you need to do any more questions, or is that enough for you to pass the course?
- Every chapter includes Review Exercises at the end. Why do you think it is important to complete these

exercises?

## Applications

- Think about your current job. List five activities that you perform that involve mathematics.
- Talk to family members. Note their individual occupations and ask them about what work activities they perform every day that involve mathematics.

For questions 14–17, gather a few of your fellow students to discuss business mathematics.

- Identify five specific activities or actions that you need to perform to succeed in your business math course.
- Consider how you will study for a math test. Develop three specific study strategies.
- Many students find it beneficial to work in study groups. List three ways that a study group can benefit you in your business math course.
- For those students who may experience high levels of stress or anxiety about mathematics, identify three coping strategies.
- Go online and enter the phrase “business math” or “business math help” into a search engine. Look at the table of contents for this book and note any websites that may help you study, practice, or review each chapter.

5.

## APPENDIX 1: ROUNDING RULES

---

How and when to round always is a source of confusion. This Appendix provides you with some rules for rounding your answers. We start with some general guidelines that apply globally throughout the entire textbook, then comment at the rules that apply to some specific sections of text.

### Global Rounding Rules

- All interim solutions never get rounded unless there is a logical reason or business process forcing it to be rounded.
- When writing nonterminating decimals in this textbook, up to six decimals are written. The horizontal line format is used for repeating decimals. If the number is not a final solution, then it is assumed that all decimals or as many as possible are being carried forward.
- All final numbers are rounded to four decimals in decimal format and two decimals in percent format unless instructions indicate otherwise.
- Final solutions are rounded according to common business practices, practical limitations, or specific instructions.
- Zeroes not required at the end of decimals are generally not written unless required to meet a rounding standard or to visually line up a sequence of numbers.

### Topic Specific Rounding Rules

Some specific topics have their own rounding standards. Until you learn about these topics, it does not make any sense to put those standards here. However, the standards are introduced with the relevant topic. They are also summarized into Appendix C: Rounding Rules.

## CHAPTER 2: BACK TO THE BASICS

---

### (Shoulder Check)

Where can you go in life and not be exposed to numbers and mathematics? Whether you are figuring out the price of a product (including shipping) on eBay, or balancing your bank accounts, you use your elementary mathematical skills from both your primary and secondary education.

Think about the math you perform every day:

- At the grocery store, you compare products to calculate the best value. One brand of potato chips retails for \$3.99 for 300 g, while the equally satisfying brand beside it is priced at \$3.49 for 250 g. Which offers the better value?
- As the host for a large gathering, you are preparing a homemade lasagna and need to triple the original recipe, which calls for  $1\frac{2}{3}$  cups of tomato sauce. In the expanded recipe, how many cups of tomato sauce do you need?
- If you are a sports fan, you know plenty of statistics about your favourite players and teams. Many come in percentage form, such as three-point throws for NBA stars or save percentages for NHL goaltenders. What exactly do those percentages mean?
- Many employers pay out bonuses. Perhaps in your company managers get twice as large a bonus as employees. Your company has five managers and 25 employees. If it announces a \$35,000 total bonus, what is your share as an employee?

Mathematics and numbers surround you in the business world, where you must read many numerical reports, interpret how the numbers fit together, and create your own reports showing such metrics as sales and profit projections.

Away from work, you must manage your income and pay your bills. This is a mathematical problem you likely solve on a daily basis, ensuring that the money flowing out of your bank account does not exceed the money flowing in. To purchase groceries, vacations, or entertainment, you need numbers.

This chapter gives you a refresher on your basic mathematical skills, which are essential for success in later chapters.

Some instructors will review this chapter with you, while others will leave it up to

you to complete this chapter independently. Either way, this chapter is important and should be used to test your basic abilities. For example, it would be unfortunate if you got a leasing calculation wrong because you made an error by breaking an order of operation rule even though you understood basic leasing concepts.

Approach this chapter with confidence, and if you encounter any difficulties ensure that you master the concepts before moving on to future chapters.

## Outline of Chapter Topics

- : Order of Operations (Proceed in an Orderly Manner)
- : Fractions, Decimals, and Rounding (Just One Slice of Pie, Please) 2.3: Percentages (How Does It All Relate?)
- : Algebraic Expressions (The Pieces of the Puzzle)
- : Linear Equations—Manipulating and Solving (Solving the Puzzle)
- : Natural Logarithms (How Can I Get that Variable Out of the Exponent?)

7.

## : ORDER OF OPERATIONS

---

### **(Proceed In An Orderly Manner)**

You have just won \$50,000 in a contest. Congratulations! But before you can claim it, you are required to answer a mathematical skill-testing question, and no calculators are permitted. After you hand over your winning ticket to the redemption agent, she hands you your time-limited skill-testing question:  $2 \times 5 + 30 \div 5$ . As the clock counts down, you think of the various possibilities. Is the answer 8, 14, 16, or something else altogether? Would it not be terrible to lose

\$50,000 because you cannot solve the question! If you figured out the solution is 16, you are on the right path. If you thought it was something else, this is a great time to review order of operations.

### **The Symbols**

While some mathematical operations such as addition use a singular symbol (+), there are other operations, like multiplication, for which multiple representations are acceptable. With the advent of computers, even more new symbols have crept into mathematical symbology. The table below lists the various mathematical operations and the corresponding mathematical symbols you can use for them.

Mathematical Operation	Symbol or Appearance	Comments
Brackets	() or [] or {}	In order, these are known as round, square, and curly brackets.
Exponents	23 or 2^3	In 23, 3 is the exponent; an exponent is always written as a superscript. On a computer, the exponent is recognized with the ^ symbol; 23 is represented by 2^3.
Multiplication	× or * or • or 2(2) or (2)(2)	In order, these are known as times, star, or bullet. The last two involve implied multiplication, which is when two terms are written next to each other joined only by brackets.
Division	/ or ÷ or $\frac{4}{2}$	In order, these are known as the slash, divisor, and divisor line. Note in the last example that the division is represented by the horizontal line.
Addition	+	There are no other symbols.
Subtraction	–	There are no other symbols.

You may wonder if the different types of brackets mean different things. Although mathematical fields like calculus use specialized interpretations for the different brackets, business math uses all the brackets to help the reader visually pair up the brackets. Consider the following two examples:


$$\text{Example 1: } 3 \times (4 / (6 - (2 + 2)) + 2)$$

$$\text{Example 2: } 3 \times [4 / \{6 - (2 + 2)\} + 2]$$

Notice that in the second example you can pair up the brackets much more easily, but changing the shape of the brackets did not change the mathematical expression. This is important to understand when using a calculator, which usually has only round brackets. Since the shape of the bracket has no mathematical impact, solving example 1 or example 2 would involve the repeated usage of the round brackets.

## BEDMAS

In the section opener, your skill-testing question was  $2 \times 5 + 30 \div 5$ . Do you just solve this expression from left to right, or should you start somewhere else? To prevent any confusion over how to resolve these mathematical operations, there is an agreed-upon sequence of mathematical steps commonly referred to as BEDMAS. **BEDMAS** is an acronym for **B**rackets, **E**xponents, **D**ivision, **M**ultiplication, **A**ddition, and **S**ubtraction.



### How It Works

**Step 1:** Brackets must be resolved first. As brackets can be nested inside of each other, you must resolve the innermost set of brackets first before proceeding outwards to the next set of brackets. When resolving a set of brackets, you must perform the mathematical operations within the brackets by following the remaining steps in this model (EDMAS). If there is more than one set of brackets but the sets are not nested, work from left to right and top to bottom.

**Step 2:** If the expression has any exponents, you must resolve these next. Remember that an exponent indicates how many times you need to multiply the base against itself. For example,  $2^3 = 2 \times 2 \times 2$ . More review of exponents is found in Section 2.4.

**Step 3:** The order of appearance for multiplication and division does not matter. However, you must resolve these operations in order from left to right and top to bottom as they appear in the expression.

**Step 4:** The last operations to be completed are addition and subtraction. The order of appearance doesn't matter; however, you must complete the operations working left to right through the expression.



### Important Notes

Before proceeding with the Texas Instruments BAII Plus calculator, you must change some of the factory defaults, as explained in the table below. To change the defaults, open the Format window on your calculator. If for any reason your calculator is reset (either by removing the battery or pressing the reset button), you must perform this sequence again.



Buttons Pushed	Calculator Display	What It Means
<b>2nd Format</b>	DEC=2.00	You have opened the Format window to its first setting. DEC tells your calculator how to round the calculations. In business math, it is important to be accurate. Therefore, we will set the calculator to what is called a floating display, which means your calculator will carry all of the decimals and display as many as possible on the screen.
<b>9 Enter</b>	DEC=9.	The floating decimal setting is now in place. Let us proceed.
↓	DEG	This setting has nothing to do with business math and is just left alone. If it does not read DEG, press 2nd Set to toggle it.
↓	US 12-31-1990	Dates can be entered into the calculator. North Americans and Europeans use slightly different formats for dates. Your display is indicating North American format and is acceptable for our purposes. If it does not read US, press 2nd Set to toggle it.
↓	US 1,000	In North America it is common to separate numbers into blocks of 3 using a comma. Europeans do it slightly differently. This setting is acceptable for our purposes. If your display does not read US, press 2nd Set to toggle it.
↓	Chn	There are two ways that calculators can solve equations. This is known as the Chain method, which means that your calculator will simply resolve equations as you punch it in without regard for the rules of BEDMAS. This is not acceptable and needs to be changed.
<b>2nd Set</b>	AOS	AOS stands for Algebraic Operating System. This means that the calculator is now programmed to use BEDMAS in solving equations.
<b>2nd Quit</b>	0.	Back to regular calculator usage.

Also note that on the BAII Plus calculator you have two ways to key in an exponent:

- If the exponent is squaring the base (e.g.,  $3^2$ ), press  $3 \times^2$ . It calculates the solution of 9.
- If the exponent is anything other than a 2, you must use the  $y^x$  button. For  $2^3$ , you press  $2 \ y^x \ 3 \ =$ . It calculates the solution of 8.



## Things To Watch Out For

**Negative Signs.** Remember that mathematics uses both positive numbers (such as +3) and negative numbers (such as -3).

Positive numbers do not need to have the + sign placed in front of them since it is implied. Thus +3 is written as just 3. Negative numbers, though, must have the negative sign placed in front of them. Be careful not to confuse the terminology of a negative number with a subtraction or minus sign. For example,  $4 + (-3)$  is read as “four plus negative three” and not “four plus minus three.” To key a negative number on a calculator, enter the number first followed by the  $\pm$  button, which switches the sign of the number.

**The Horizontal Divisor Line.** One of the areas in which people make the most mistakes involves the “hidden brackets.” This problem almost always occurs when the horizontal line is used to represent division. Consider the following mathematical expression:

$$(4 + 6) \div (2 + 3)$$

If you rewrite this expression using the horizontal line to represent the divisor, it looks like this:

$$\begin{array}{r} 4 + 6 \\ 2 + 3 \end{array}$$

Notice that the brackets disappear from the expression when you write it with the horizontal divisor line because they are

implied by the manner in which the expression appears. Your best approach when working with a horizontal divisor line is to reinsert the brackets around the terms on both the top and bottom. Thus, the expression looks like this:

$$\begin{array}{r} (4 + 6) \\ (2 + 3) \end{array}$$

Employing this technique will ensure that you arrive at the correct solution, especially when using calculators.

**TOP  
SECRET**

**Paths To Success**

**Hidden and Implied Symbols.** If there are hidden or implied symbols in the expressions,

your first step is to reinsert those hidden symbols in their correct locations. In the example below, note how the hidden multiplication and brackets are reinserted into the expression:

$$4 \diamond 3 + 22 \times 3 \diamond \text{ transforms into } 4 \times \diamond \{3 + 22 \times 3\} \diamond$$

$$(2 + 8) \div 2 \quad \{(2 + 8) \div 2\}$$

Once you have reinserted the symbols, you are ready to follow the BEDMAS model.

Calculators are not programmed to be capable of recognizing implied symbols. If you key in “ $3(4 + 2)$ ” on your calculator, failing to input the multiplication sign between the “3” and the “ $(4 + 2)$ ,” you get a solution of 6. Your calculator ignores the “3” since it doesn’t know what mathematical operation to perform on it. To have your calculator solve the expression correctly, you must punch the equation through as “ $3 \times (4 + 2) =$ ”. This produces the correct answer of 18.

**Simplifying Negatives.** If your question involves positive and negative numbers, it is sometimes confusing to know what symbol to put when simplifying or solving. Remember these two rules:

**Rule #1:** A pair of the same symbols is always positive. Thus “ $4 + (+3)$ ” and “ $4 - (-3)$ ” both become “ $4 + 3$ .”

**Rule #2:** A pair of the opposite symbols is always negative. Thus “ $4 + (-3)$ ” and “ $4 - (+3)$ ” both become “ $4 - 3$ .” A simple way to remember these rules is to count the total sticks involved, where a “+” sign has two sticks and a “-” sign has one stick. If you have an odd number of total sticks, the outcome is a negative sign. If you have an even number of total sticks, the outcome is a positive sign. Note the following examples:

$$4 + (-3) = \quad \rightarrow 3 \text{ total sticks is odd and therefore simplifies to negative } \rightarrow 4 - 3 = 1$$

$$(-2) \times (-2) = \quad \rightarrow 2 \text{ total sticks is even and therefore simplifies to positive } \rightarrow (-2) \times (-2) = +4$$

### Example 2.1A: Solving Expressions Using BEDMAS

Evaluate each of the following expressions

a.  $2 \times 5 + 30 \div 5$

b.  $(6 + 3)2 + 18 \div 2$   
 $\{3 + 22 \times 3\}$

$$c. \quad 4 \times ( \quad ) \quad \diamond$$

$$\{ 2 + 8 \div 2 \}$$

### Plan

You need to evaluate each of the expressions. This means you must solve each expression.

### Understand

#### What You Already Know

You are provided with the mathematical expressions in a formula format. These expressions are ready for you to solve.

#### How You Will Get There

Employ the knowledge of BEDMAS to solve each operation in its correct order.

- c.

### Perform

b.

C

a

l

c

u

l

a  
t  
o  
r  
I  
n  
s  
t  
r  
u  
c  
t  
i  
o  
n  
s  
a

·  
2  
×  
5  
+  
3  
0  
÷  
5  
=

b.  $(6 + 3) \times 2 + 18 \div 2 =$

c.  $4 \times ((3 + 2 \times 2 \times 3) \div ((2 + 8) \div 2)) =$

Present

The final solutions for the expressions are:

a. 16

b. 90

c. 12

Excel Instructions In any cell, key in a formula:

a.  $= 2 * 5 + 30 / 5$

b.  $= (6 + 3) ^ 2 + 18 / 3$

$$c. = 4 * ((3 + 2^2 * 3) / ((2 + 8) / 2))$$



## Section 2.1 Exercises

Hint: If a question involves money, round the answers to the nearest cent.

### Mechanics

1.  $81 \div 27 + 3 \times 4$
2.  $100 \div (5 \times 4 - 5 \times 2)$
3.  $33 - 9 + (1 + 7 \times 3)$
4.  $(6 + 3)2 - 17 \times 3 + 70$
5.  $100 - (42 + 3) - (3 + 9 \times 3 - 4)$

### Applications

6.  $[(72 - \{-41\}) - 5 \times 2] \div (80 \div 10)$   
365
7.  $\$1,000(1 + 0.09 \times^{88})$
8.  $3[\$2,000(1 + 0.003)8] + \$1,500$   
7
9.  $\$20,000$   
 $1 + 0.07 \times$   
12
10.  $4 \times [(52 + 15)2 \div (132 - 9)]2$
- ◆
11.  $\$500 \diamond (1 + 0.00875)43 - 1$   
0.00875
- 6
12.  $\$1,000(1 +^{0.12})15$

### Challenge, Critical Thinking, & Other Applications

13.

$$\begin{array}{cccccc}
 \$2,500 & & \$7,500 & & -\$1,500 & & -\$2,000 \\
 \diamond & & \diamond + \diamond & & \diamond + \diamond & & \diamond + \diamond
 \end{array}$$

$$1 + 0.10$$

$$(1 + 0.10)^2$$

$$(1 + 0.10)^3$$

$$(1 + 0.10)^4$$

◆

$$14. \$175,000(1 + 0.07)^{15} + \$14,000 \frac{(1 + 0.07)^{20} - 1}{0.07}$$

15.

$$\$5,000 \frac{\{1 + [(1 + 0.08)^{0.5} - 1]\}^{75} - 1}{(1 + 0.08)^{0.5} - 1}$$

16.

$$\$800 \frac{(1 + 0.07)^{20} - (1 + 0.03)^{20}}{0.07 - 0.03}$$

0.0058

$$17. \$60,000(1 + 0.0058)^{80} - \$450 \frac{(1 + 0.0058)^{25} - 1}{0.0058}$$

18.

0.08

$$\frac{1 - (1 + 0.08)^{-16}}{0.08}$$

0.08 16

◆ ◆ \$1,000 ◆

2

◆ 1 + 0.06 16

0.08 ◆ + \$1,000 ◆ 1 + ◆ ◆ ◆  
 ◆ 2 ◆ 2

19. \$1,475 ◆

4 ◆ - 1

0.06 ◆

4

◆

20.  $\$6,250(1 + 0.0525)^{10} + \$325 \frac{(1 + 0.0525)^{10} - 1}{0.0525}$



8.

## : FRACTIONS, DECIMALS, & ROUNDING

---

(Just One Slice Of Pie, Please)

Your local newspaper quotes a political candidate as saying, “The top half of the students are well-educated, the bottom half receive extra help, but the middle half we are leaving out.”<sup>1</sup> You stare at the sentence for a moment and then laugh. To halve something means to split it into two. However, there are three halves here! You conclude that the speaker was not thinking carefully.

In coming to this conclusion, you are applying your knowledge of fractions. In this section, you will review fraction types, convert fractions into decimals, perform operations on fractions, and also address rounding issues in business mathematics.

### Types of Fractions

To understand the characteristics, rules, and procedures for working with fractions, you must become familiar with fraction terminology. First of all, what is a fraction? A **fraction** is a part of a whole. It is written in one of three formats:

$$\frac{1}{2} \text{ or } \frac{1}{2} \text{ or } 1$$

Each of these formats means exactly the same thing. The number on the top, side, or to the left of the line is known as the **numerator**. The number on the bottom, side, or to the right of the line is known as the **denominator**. The slash or line in the middle is the **divisor line**. In the above example, the numerator is 1 and the denominator is 2. There are five different types of fractions, as explained in the table below.

Fraction	Terminology	Characteristics	Result of Division*
$\frac{??}{??}$	Proper	The numerator is smaller than the denominator.	Answer is between 0 and 1
$\frac{??}{??}$	Improper	The numerator is larger than the denominator.	Answer is greater than 1
$?? \frac{??}{??}$	Compound	A fraction that combines an integer with either a proper or improper fraction. When the division is performed, the proper or improper fraction is <i>added</i> to the integer.	Answer is greater than the integer
$\frac{?? \frac{??}{??}}{??}$	Complex	A fraction that has fractions within fractions, combining elements of compound, proper, or improper fractions together. It is important to follow BEDMAS in resolving these fractions.	Answer varies depending on the fractions involved
$\frac{??}{??}$ and $\frac{??}{??}$	Equivalent	Two or more fractions of any type that have the same numerical value upon completion of the division. Note that both of these examples work out to 0.5.	Answers are equal

\*Assuming all numbers are positive.



### How It Works

First, focus on the correct identification of proper, improper, compound, equivalent, and complex fractions. In the next section, you will work through how to accurately convert these fractions into their decimal equivalents.

Equivalent fractions require you to either solve for an unknown term or express the fraction in larger or smaller terms.

[1 Neal, Marcia. Candidate for the 3rd Congressional District Colorado State Board of Education, as quoted in Perez, Gayle. 2008. "Retired School Teacher Seeks State Board Seat." Pueblo Chieftain.](#)

**Solving For An Unknown Term.** These situations involve two fractions

where only one of the numerators or denominators is missing. Follow this four-step procedure to solve for the unknown:

**Step 1:** Set up the two fractions.

**Step 2:** Note that your equation contains two numerators and two denominators. Pick the pair for which you know both values.

**Step 3:** Determine the multiplication or division relationship between the two numbers.

**Step 4:** Apply the same relationship to the pair of numerators or denominators containing the unknown.

Assume you are having a party and one of your friends says he would like to eat one-third of the pizza. You notice the pizza has been cut into nine slices. How many slices would you give to your friend?

**Step 1:** Your friend wants one out of three pieces. This is one-third. You want to know how many pieces out of nine to give him. Assign a meaningful variable to represent your unknown, so have  $s$  represent the number of slices to give; you need to give him  $s$  out of 9 pieces, or  $s/9$ .

$$= \frac{1}{3} = \frac{??}{9}$$

**Step 2:** Work with the denominators 3 and 9 since you know both of them.

**Step 3:** Take the larger number and divide it by the smaller number. We have  $9 \div 3 = 3$ . Therefore, the denominator on the right is three times larger than the denominator on the left.

**Step 4:** Take the 1 and multiply it by 3 to get the  $s$ . Therefore,  $s = 1 \times 3 = 3$ .

You should give your friend three slices of pizza.

$$= \frac{1 \times 3}{3 \times 3} = \frac{3}{9}$$

**Expressing The Fraction In Larger Or Smaller Terms.** When you need to make a fraction easier to understand or you need to express it in a certain format, it helps to try to express it in larger or smaller terms. To express a fraction in larger terms, multiply both

the numerator and denominator by the same number. To express a fraction in smaller terms, divide both the numerator and denominator by the same number.

- Larger terms:  $\frac{2}{12}$  expressed with terms twice as large would be  $\frac{2 \times 2}{12 \times 2} = \frac{4}{24}$

$$\frac{2}{12} = \frac{2 \times 2}{12 \times 2} = \frac{4}{24}$$

- Smaller terms:  $\frac{2}{12}$  expressed with terms half as large would be  $\frac{2 \div 2}{12 \div 2} = \frac{1}{6}$

$$\frac{2}{12} = \frac{2 \div 2}{12 \div 2} = \frac{1}{6}$$

12

When expressing fractions in higher or lower terms, you do not want to introduce decimals into the fraction unless there would be a specific reason for doing so. For example, if you divided 4 into both the numerator and denominator of  $\frac{2}{3}$ ,

3

you would have  $\frac{0.5}{1}$ , which is not a typical format. To find numbers that divide evenly into the numerator or denominator (called factoring), follow these steps:

- Pick the smallest number in the fraction.
- Use your multiplication tables and start with  $1 \times$  before proceeding to  $2 \times$ ,  $3 \times$ , and so on. When you find a number that works, check to see if it also divides evenly into the other number.

18

For example, if the fraction is  $\frac{12}{18}$ , you would factor the numerator of 12. Note that  $1 \times 12 = 12$ ; however, 12 does not divide evenly into the denominator. Next you try  $2 \times 6$  and discover that 6 does divide evenly into the denominator.

Therefore, you reduce the fraction to smaller terms by dividing by 6, or  $\frac{12 \div 6}{18 \div 6} = \frac{2}{3}$ .



### Things To Watch Out For

$$\frac{12}{18} = \frac{12 \div 6}{18 \div 6} = \frac{2}{3}$$

With complex fractions, it is critical to obey the rules of BEDMAS. As suggested in Section 2.1, always reinsert the hidden symbols before solving. Note in the following example that an addition sign and two sets of brackets were hidden: You

??◆??

◆??◆??◆

should rewrite ??

?? as ?? + ◆

?? ◆ before you attempt to solve with BEDMAS.

**TOP  
SECRET**

**Paths To Success**

2

What do you do when there is a negative sign in front of a fraction, such as  $-1$ ? Do you put the negative with the numerator or the denominator? The common solution is to multiply the numerator by negative 1, resulting

in  $(-1) \times 1 = -1$ . In the special case of a compound fraction, multiply the entire fraction by  $-1$ . Thus,  $-1 \frac{1}{2} =$

$(-1) \times$

$$\begin{array}{r} 2 \quad 2 \quad 2 \\ 1 \quad 1 \\ \hline \text{◆}1 + 2\text{◆} = -1 - 2. \end{array}$$

**Example 2.2A: Identifying Types of Fractions**

Identify the type of fraction represented by each of the following:

- a.  $\frac{2}{3}$       b.  $6\frac{7}{8}$       c.  $12\frac{4}{64}\frac{3}{11}$       d.  $\frac{15}{6}$       e.  $\frac{5}{4}$       f.  $3\frac{9}{12}$

<b>Plan</b>	For each of these six fractions, identify the type of fraction.	
<b>Understand</b>	<p><b>What You Already Know</b> There are five types of fractions, including proper, improper, compound, complex, or equivalent</p>	<p><b>How You Will Get There</b> Examine each fraction for its characteristics and match these characteristics with the definition of the fraction.</p>
<b>Perform</b>	<p>a. <math>\frac{2}{3}</math></p> <p>b. <math>6\frac{7}{8}</math></p> <p>c. <math>12\frac{4}{64}\frac{3}{11}</math></p> <p>d. <math>\frac{15}{6}</math></p> <p>e. <math>\frac{5}{4}</math></p>	<p>The numerator is smaller than the denominator. This matches the characteristics of a proper fraction.</p> <p>This fraction combines an integer with a proper fraction (since the numerator is smaller than the denominator). This matches the characteristics of a compound fraction.</p> <p>There are lots of fractions involving fractions nested inside other fractions. The fraction as a whole is a compound fraction, containing an integer with a proper fraction (since the numerator is smaller than the denominator). Within the proper fraction, the numerator is an improper fraction (<math>\frac{4}{64}</math>) and the denominator is a compound fraction containing an integer and a proper fraction (<math>6\frac{9}{12}</math>). This all matches the definition of a complex fraction: nested fractions combining elements of compound, proper, and improper fractions together.</p> <p>The numerator is larger than the denominator. This matches the characteristics of an improper fraction.</p> <p>The numerator is smaller than the denominator. This matches the characteristics of a proper fraction.</p>

	f. $\frac{3}{4}$ & $\frac{9}{12}$	There are two proper fractions here that are equal to each other. If you were to complete the division, both fractions calculate to 0.75. These are equivalent fractions.
<b>Present</b>		Of the six fractions examined, there are two proper fractions (a and e), one improper fraction (d), one compound fraction (b), one complex fraction (c), and one equivalent fraction (f).

<b>Example 2.2B: Working with Equivalent Fractions</b>	
a. Solve for the unknown term $x$ : $\frac{7}{12} = \frac{49}{x}$ b. Express this fraction in lower terms: $\frac{5}{50}$	
<b>Plan</b>	Find the value of the unknown term, $x$ . Take the proper fraction and express it in a lower term.

<b>Understand</b>	<p>What You Already Know The needed fractions in a ready-to-solve format are provided.</p>	<p>How You Will Get There</p> <p>Apply the four-step technique to solving equivalent fractions. The first step has already been done for you, in that the equation is already set up. Find a common divisor that divides evenly into both the numerator and denominator. As only 1 and 5 go into the number 5, it makes sense that you should choose 5 to divide into both the numerator and denominator. Note that 5 factors evenly into the denominator, 50, meaning that no remainder or decimals are left over.</p>
<b>Perform</b>	<p>a.</p> <p>Step 2: You have both of the numerators, so work with that pair.                  Step 3: Take the larger number and divide by the smaller number, or <math>49 \div 7 = 7</math>. Therefore, multiply the fraction on the left by 7 to get the fraction on the right.                  Step 4: Applying the same relationship, <math>12 \times 7 = 84</math>.</p> <p>b. <math>5 \div 5 = 1</math>  <math>50 \div 5 = 10</math></p>	
<b>Present</b>	<p>The unknown denominator on the right is 84, and therefore <math>\frac{7}{12} = \frac{49}{84}</math>.</p> <p>In lower terms, <math>\frac{5}{50}</math> is expressed as <math>\frac{1}{10}</math>.</p>	

## Converting to Decimals

Although fractions are common, many people have trouble interpreting them. For example, in comparing  $\frac{27}{57}$  to  $\frac{37}{73}$ ,

$$\frac{37}{73}$$

which is the larger number? The solution is not immediately apparent. As well, imagine a retail world where your local

20

Walmart was having a  $\frac{3}{20}$  th off sale! It's not that easy to realize that this equates to 15% off.

In other words, fractions are converted into decimals by performing the division to make them easier to understand and compare.



### How It Works

The rules for converting fractions into decimals are based on the fraction types.

**Proper and Improper Fractions.** Resolve the division. For example,  $\frac{3}{4}$  is the same as  $3 \div 4 = 0.75$ .

As well,  $5 \div 2 =$



$$\frac{4}{4}$$

$$5 \div 4 = 1.25.$$

**Compound Fractions.** The decimal number and the fraction are joined by a hidden addition symbol. Therefore, to convert to a decimal you need to reinsert the addition symbol and apply BEDMAS:

$$3 \frac{4}{5} = 3 + 4 \div 5 = 3 + 0.8 = 3.8$$

**Complex Fractions.** The critical skill here is to reinsert all of the hidden symbols and then apply the rules of BEDMAS:

$$\frac{11 \diamond 4}{2 \ 1}$$

$$= 2 + \diamond$$

$$(11 \div 4)$$

$$\diamond = 2 + \diamond$$

$$(11 \div 4)$$

$$\diamond = 2 + \diamond$$

$$2.75$$

$$\diamond = 2 + 2.2 = 4.2$$

$$1 \diamond 4$$

$$(1 + 1 \div 4)$$

$$(1 + 0.25)$$


$$1.25$$

<b>Example 2.2C: Converting Fractions to Decimals</b>			
Convert the following fractions into decimals: a. $\frac{2}{5}$ b. $6\frac{7}{8}$ c. $12\frac{9}{10}$			
<b>Plan</b>	Take these fractions and convert them into decimal numbers.		
<b>Understand</b>	<table border="1" style="width: 100%; border-collapse: collapse;"> <tr> <td style="width: 50%; padding: 5px;"> <b>What You Already Know</b> The three fractions are provided and ready to convert.               </td> <td style="width: 50%; padding: 5px;"> <b>How You Will Get There</b>                  This is a proper fraction requiring you to complete the division.                  This is a compound fraction requiring you to reinsert the hidden addition symbol and then apply BEDMAS.                  This is a complex fraction requiring you to reinsert all hidden symbols and apply BEDMAS.               </td> </tr> </table>	<b>What You Already Know</b> The three fractions are provided and ready to convert.	<b>How You Will Get There</b> This is a proper fraction requiring you to complete the division. This is a compound fraction requiring you to reinsert the hidden addition symbol and then apply BEDMAS. This is a complex fraction requiring you to reinsert all hidden symbols and apply BEDMAS.
<b>What You Already Know</b> The three fractions are provided and ready to convert.	<b>How You Will Get There</b> This is a proper fraction requiring you to complete the division. This is a compound fraction requiring you to reinsert the hidden addition symbol and then apply BEDMAS. This is a complex fraction requiring you to reinsert all hidden symbols and apply BEDMAS.		
<b>Perform</b>	a. $\frac{2}{5} = 2 \div 5 = 0.4$ b. $6\frac{7}{8} = 6 + 7 \div 8 = 6 + 0.875 = 6.875$ c. $12\frac{9}{10} = 12 + \frac{9}{10} = 12 + 9 \div 10 = 12 + 0.9 = 12.9$		
<b>Present</b>	In decimal format, the fractions have converted to 0.4, 6.875, and 15.75, respectively.		

## Rounding Principle

Your company needs to take out a loan to cover some short-term debt. The bank has a posted rate of 6.875%. Your bank officer tells you that, for simplicity, she will just round off your interest rate to 6.9%. Is that all right with you? It shouldn't be!

What this example illustrates is the importance of rounding. This is a slightly tricky concept that confuses most students to some degree. In business math, sometimes you should round your calculations off and sometimes you need to retain all of the digits to maintain accuracy.



### How It Works

To round a number off, you always look at the number to the right of the digit being rounded. If that number is 5 or higher, you add one to your digit; this is called *rounding up*. If that number is 4 or less, you leave your digit alone; this is called *rounding down*.

For example, if you are rounding 8.345 to two decimals, you need to examine the number in the third decimal place (the one to the right). It is a 5, so you add one to the second digit and the number becomes 8.35.

For a second example, let's round 3.6543 to the third decimal place. Therefore, you look at the fourth decimal position, which is a 3. As the rule says, you would leave the digit alone and the number becomes 3.654.

## Nonterminating Decimals

What happens when you perform a calculation and the decimal doesn't terminate?

- You need to assess if there is a pattern in the decimals:

- 17

***The Nonterminating Decimal without a Pattern:*** For example,<sup>6</sup>

= 0.352941176 ... with no apparent ending

decimal and no pattern to the decimals.

- 11

***The Nonterminating Decimal with a Pattern:*** For example,<sup>2</sup>

= 0.18181818 ... endlessly. You can see that

the numbers 1 and 8 repeat. A shorthand way of expressing this is to place a horizontal line above the digits that repeat. Thus, you can rewrite  $0.18181818 \dots$  as  $0.\overline{18}$ .

- You need to know if the number represents an interim or final solution to a problem:
- **Interim Solution:** You must carry forward all of the decimals in your calculations, as the number should not be rounded until you arrive at a final answer. If you are completing the question by hand, write out as many decimals as possible; to save space and time, you can use the shorthand horizontal bar for repeating decimals. If you are completing the question by calculator, store the entire number in a memory cell.
- **Final Solution:** To round this number off, an industry protocol or other clear instruction must apply. If these do not exist, then you would make an arbitrary rounding choice, subject to the condition that you must maintain enough precision to allow for reasonable interpretation of the information.



### Important Notes

To assist in your calculations, particularly those that involve multiple steps to resolve, your calculator has 10 memory cells. Your display is limited to 10 digits, but when you store a number into a memory cell the calculator retains all of the decimals associated with the number, not just those displaying on the screen. Your calculator can, in fact, carry up to 13 digit positions. It is strongly recommended that you take advantage of this feature where needed throughout this textbook.

17

Let's say that you just finished keying in  $6$  on your calculator, and the resultant number is an interim solution that you need for another step. With  $0.352941176$  on your display, press **STO** followed by any numerical digit on the keypad of your calculator. **STO** stands for *store*. To store the number into memory cell 1, for example, press **STO 1**. The number with

13 digits is now in permanent memory. If you clear your calculator (press **CE/C**) and press **RCL #** (where # is the memory

cell number), you will bring the stored number back. **RCL** stands for *recall*. Press **RCL 1**. The stored number  $0.352941176$  reappears on the screen.

**Example 2.2D: Rounding Numbers**

Convert the following to decimals. Round each to four decimals or use the repeating decimal notation.

a.  $\frac{6}{13}$     b.  $\frac{4}{9}$     c.  $\frac{4}{11}$     d.  $\frac{3}{22}$     e.  $5\frac{1}{10}$   $\frac{1}{27}$

**Plan**

Convert each of the fractions into decimal format, then round any final answer to four decimals or use repeating decimal notation.

**Understand**

**What You Already Know**  
The fractions and clear instructions on how to round them have been provided.

**How You Will Get There**  
To convert the fractions to decimals, you need to complete the division by obeying the rules of BEDMAS. Watch for hidden symbols and adhere to the rules of rounding.

**Perform**

$\frac{6}{13} = 0.461538$ . The fifth decimal is a 3, so round down. The answer is 0.4615.

$\frac{4}{9} = 0.444444$ . Note the repeating decimal of 4. Using the horizontal bar, write  $0.\overline{4}$ .

$\frac{4}{11} = 0.363636$ . Note the repeating decimals of 3 and 6. Using the horizontal bar, write  $0.\overline{36}$ .

$\frac{3}{22} = 0.136363$ . Note the repeating decimals of 3 and 6 after the 1. Using the horizontal bar, write  $0.1\overline{36}$ .

e.  $5\frac{1}{10} = 5 + \frac{1}{10} = 5 + 0.1 = 5.1$

$5\frac{1}{27} = 5 + (1 \div 27) = 5 + 0.037037 = 5.037037$ . Since the fifth digit is a 1, round down. The answer is 5.0370.

**Present**

According to the rounding instructions, the solutions are 0.4615,  $0.\overline{4}$ ,  $0.\overline{36}$ ,  $0.1\overline{36}$ , and 5.0370, respectively.

## Rounding Rules

One of the most common sources of difficulties in math is that different people sometimes use different standards for rounding. This seriously interferes with the consistency of final solutions and makes it hard to assess accuracy. So that everyone arrives

at the same solution to the exercises/examples in this textbook, these rounding rules apply throughout the book:

- Never round an interim solution unless there is a logical reason or business process that forces the number to be rounded. Here are some examples of logical reasons or business processes indicating you should round:
- You withdraw money or transfer it between different bank accounts. In doing so, you can only record two decimals and therefore any money moving between the financial tools must be rounded to two decimals.
- You need to write the numbers in a financial statement or charge a price for a product. As our currency is in dollars and cents, only two decimals can appear.
- When you write nonterminating decimals, show only the first six (or up to six) decimals. Use the horizontal line format for repeating decimals. If the number is not a final solution, then assume that all decimals or as many as possible are being carried forward.
- Round all final numbers to six decimals in decimal format and four decimals in percentage format unless instructions indicate otherwise.
- Round final solutions according to common business practices, practical limitations, or specific instructions. For example, round any final answer involving dollar currency to two decimals. These types of common business practices and any exceptions are discussed as they arise at various points in this textbook.
- Generally avoid writing zeros, which are not required at the end of decimals, unless they are required to meet a rounding standard or to visually line up a sequence of numbers. For example, write 6.340 as 6.34 since there is no difference in interpretation through dropping the zero.

## TOP SECRET

### Paths To Success

Does your final solution vary from the actual solution by a small amount? Did the question involve multiple steps or calculations to get the final answer? Were lots of decimals or fractions involved? If you answer yes to these questions, the most common source of error lies in rounding. Here are some quick error checks for answers that are “close”:

- Did you remember to obey the rounding rules laid out above? Most importantly, are you carrying decimals for interim solutions and rounding only at final solutions?
- Did you resolve each fraction or step accurately? Check for incorrect calculations or easy-to-make errors,

like transposed numbers.

- Did you break any rules of BEDMAS?



## Section 2.2 Exercises

### Mechanics

- For each of the following, identify the type of fraction presented.

- 1

- 

33

- 

10

- 

34

e.  $1\frac{2}{3}$

f.  $\frac{5}{6}$

g.  $101\frac{5}{6}$  h.  $\frac{6}{10}$

8    4    9    49

$\frac{95}{3}$     27

$$9 \quad 11$$

- In each of the following equations, identify the value of the unknown term.

a.  $3^{\quad} = ??$

b.  $?? = 16$

c.  $2 = 18$

d.  $5 = 75$

$$4 \quad 36$$

$$8 \quad 64$$

$$?? \quad 45$$

$$6 \quad ??$$

- Take each of the following fractions and provide one example of the fraction expressed in both higher and lower terms.

a.

8

b.

5      6

10

- Convert each of the following fractions into decimal format.



8

a. 7

b. 15 5

c. 13

d.  $\frac{133}{32} \div \frac{17}{5}$

- 4  
5

Convert each of the following fractions into decimal format and round to three decimals.

8

a. 7

b. 15 3

$\frac{10}{9}$       $\frac{15}{d.}$   
 c.  
 32

- 4

Convert each of the following fractions into decimal format and express in repeating decimal notation.

a.

b.

$\frac{1}{58}$

$\frac{12}{33}$

c. 4

$$-34$$

d.

$$110$$

### 3 Applications

- Calculate the solution to each of the following expressions. Express your answer in decimal format.

a.  $1 \frac{1}{5}$

$13 \frac{8}{11} - 1 \frac{1}{3}$

$5 + 3 \frac{4}{2}$  b.

$-\frac{1}{2} + 19 \times \frac{1}{4}$

- Calculate the solution to each of the following expressions. Express your answer in decimal format with two decimals.

a.  $\frac{1}{2} + 0.11$

4 b.  $1 - 0.05 \times 263$

c.  $200 \frac{1}{10} - 1 \frac{1}{10}$

$12 \frac{365}{1000}$

$\frac{1}{10} +$

$0.1024 \frac{1}{10}$

- Calculate the solution to each of the following expressions. Express your answer in repeating decimal notation as needed.

a.  $1 + 3 \frac{1}{11}$       b.  $5 - 7 \frac{9}{36}$

Questions 10–14 involve fractions. For each, evaluate the expression and round your answer to the nearest cent.

10.  $\$134,000(1 + 0.14 \times \frac{23}{365})$

13.  $\$2,995 \frac{1}{10} + 0.13 \times 90 \frac{1}{10} - \$400$

2

11.  $\$10,000(1 + 0.0525)^{13}$

\$535,000

14.

$\$155,600(1 + 0.06)^8$

$1 + 0.13 \times 15$

$$(1 +$$

$$\frac{1}{2}$$

$$0.07)^3$$

$$12$$

### Challenge, Critical Thinking, & Other Applications

Questions 15–20 involve more complex fractions and reflect business math equations encountered later in this textbook. For each, evaluate the expression and round your answer to the nearest cent.

15.  $\$648$   
 $0.0575^{12}$

$$1 -$$

$$(1 +$$

$$1$$

$$0.0575)^7$$

$$12$$

17.  $\$2,000,000$

$$^{12}$$

$$(1 + 0.065)^{12} - 1$$

$$2$$

$$0.065$$

$$2$$

$$1$$

2

$$\diamond 1 - 0.115 \diamond$$

$$(1 +$$

$$1 - \diamond 1 \diamond 4$$

16. \$10,000

$$+ \$68 \quad 4$$

)

18. \$8,500  $\diamond$  1.08  $\diamond$  + \$19,750(

$$)^4 - \$4,350$$

$$\frac{1}{(1 + 0.115)^2}$$

4

$$(1 +$$

0.058

0.115

4

$$)^{16-1}$$

1.08

$$20. \text{ }^{0.08} (\$1,000) \blacklozenge$$

$$1 - \frac{1}{0.07 \cdot 10}$$

$$\blacklozenge 1 + 2 \blacklozenge$$

1.08

$$\blacklozenge + \$1,000 \quad 1$$

$$\frac{0.058}{19. \$15,000 \blacklozenge} \quad 4 \quad \blacklozenge$$

4

$$2 \quad 0.07$$

2

$$\blacklozenge 1 +$$

$$0.07 \blacklozenge 10$$

$$2$$

9.

## : PERCENTAGES

---

(How Does It All Relate?)

19

Your class just wrote its first math quiz. You got 13 out of 19 questions correct, or  $\frac{13}{19}$ . In speaking with your friends Sandhu and Illija, who are in other classes, you find out that they also wrote math quizzes; however, theirs were different.

Sandhu scored 16 out of 23, or  $\frac{16}{23}$ , while Illija got 11 out of 16, or  $\frac{11}{16}$ . Who achieved the highest grade? Who had the lowest?

$\frac{16}{23}$       $\frac{11}{16}$

The answers are not readily apparent, because fractions are difficult to compare.

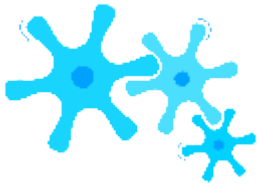
Now express your grades in percentages rather than fractions. You scored 68%, Sandhu scored 70%, and Illija scored 69%. Notice you can easily answer the questions now. The advantage of percentages is that they facilitate comparison and comprehension.

### Converting Decimals to Percentages

The Formula  
Formula 2.1 – Percentage Conversion:  
 $\% = \text{dec} \times 100$   
dec is Decimal Number: This is the decimal number needing to be converted into a percentage.  
100 is Conversion Factor: A percentage is always expressed in hundredths.  
 $\%$  is Percentage: This is the decimal expressed as a percentage. It must always be written with the percent (%) symbol immediately following the number.

100

A **percentage** is a part of a whole expressed in hundredths. In other words, it is a value out of 100. For example, 93% means 93 out of 100, or  $\frac{93}{100}$ .



### How It Works

Assume you want to convert the decimal number 0.0875 into a percentage. This number represents the dec variable in the formula. Substitute into Formula 2.1:



### Important Notes

$$\% = 0.0875 \times 100 = 8.75\%$$

You can also solve this formula for the decimal number. To convert any percentage back into its decimal form, you need to perform a mathematical opposite. Since a percentage is a result of multiplying by 100, the mathematical opposite is achieved by dividing by 100. Therefore, to convert 81% back into decimal form, you take  $81\% \div 100 = 0.81$ .



### Things To Watch Out For

Your Texas Instruments BAI Plus calculator has a % key that can be used to convert any percentage number into its decimal format. For example, if you press 81 and then %, your calculator displays 0.81.

While this function works well when dealing with a single percentage, it causes problems when your math problem involves multiple percentages. For example, try



keying  $4\% + 3\%$  into the calculator using the % key. This should be the same as  $0.04 + 0.03 = 0.07$ . Notice, however, that your calculator has 0.0412 on the display.

Why is this? As a business calculator, your BAII Plus is programmed to take portions of a whole. When you key 3% into the calculator, it takes 3% of the first number keyed in, which was 4%. As a formula, the calculator sees  $4\% + (3\% \times 4\%)$ . This works out to  $0.04 + 0.0012 = 0.0412$ .

To prevent this from happening, your best course of action is not to use the % key on your calculator. It is best to key all percentages as decimal numbers whenever possible, thus eliminating any chance that the % key takes a portion of your whole. Throughout this textbook, all percentages are converted to decimals before calculations take place.

## TOP SECRET

### Paths To Success

%dec100

When working with percentages, you can use some tricks for remembering the formula and moving the decimal point.

**Remembering the Formula.** When an equation involves only multiplication of all terms on one side with an isolated solution on the other side, use a mnemonic called the triangle technique. In this technique, draw a triangle with a horizontal line through its middle. Above the line goes the solution, and below the line, separated by vertical lines, goes each of the terms involved in the multiplication. The figure to the right shows how Formula 2.1 would be drawn using the triangle technique.

To use this triangle, identify the unknown variable, which you then calculate from the other variables in the triangle:

- Anything on the same line gets multiplied together. If solving for %, then the other variables are on the same line and multiplied as  $\text{dec} \times 100$ .
- 100

Any pair of items with one above the other is treated like a fraction and divided. If solving for dec, then the other variables are above/below each other and are divided as  $\frac{\%}{}$ .

$$0.73 \times 100 = 0.73 = 73\%$$

2 positions to the right

**Moving the Decimal.**

Another easy way to work with percentages is to remember that multiplying or dividing by 100 moves the decimal over two places.

- If you are multiplying by 100, the decimal position moves two positions to the right.

$$73\% \div 100 = 73. = 0.73$$

2 positions to the left

- If you are dividing by 100, the decimal position moves two positions to the left (see Figure 2.5).

### Example 2.3A: Working with Percentages

Convert (a) and (b) into percentages. Convert (c) back into decimal format.

- a.  $\frac{3}{8}$       b. 1.3187      c. 12.399%

**Plan**

For questions (a) and (b), you need to convert these into percentage format. For question (c), you need to convert it back to decimal format.


<b>Understand</b>	<p>What You Already Know This is a fraction to be converted into a decimal, or dec. This is dec. This is %.</p>	<p>How You Will Get There Convert the fraction into a decimal = dec × 100 to get the percentage. As this term is already in decimal fo to get the percentage. This term is already in percentage f calculate the decimal number through</p> <p>to have dec. Then apply Formula 2.1: % rmat, apply Formula 2.1: % = dec × 100 ormat. Using the triangle technique, dec = % . 100</p>
<b>Perform</b>	<p>a. <math>\frac{3}{8} = 3 \div 8 = 0.375</math></p> <p>8</p> <p>b. % = <math>1.3187 \times 100</math></p> <p>c. dec = <math>12.399\% = 0.12399</math></p> <p>100</p>	<p>% = <math>0.375 \times 100</math>      % = 37.5%</p> <p>% = 131.87%</p>
<b>Present</b>	<p>In percentage format, the first two numbers are 37.5% and 131.87%. In decimal format, the last number is 0.12399.</p>	

## Rate, Portion, Base

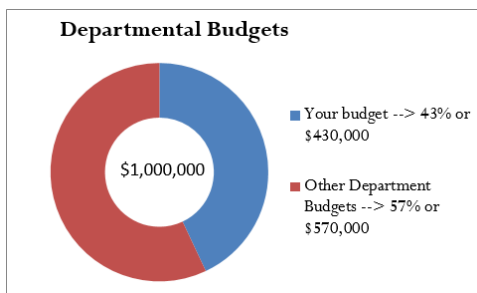
The FormulaFormula 2.2 – Rate, Portion, Base:????????? =  
????????????????????????????????Base is The Entire Quantity: The base is the entire amount or quantity that is of concern. It represents a whole, standard, or benchmark that you assess the portion against.Portion is The Part Of The Quantity: The portion represents the part of the whole. Compare it against the base to assess the rate.Rate is The Relationship: The rate is the decimal form expressing the relationship between the portion and the base. Convert it to a percentage if needed by applying Formula 2.1. This variable can take on any value, whether positive or negative.

In your personal life and career, you will often need to either calculate or compare various quantities involving fractions. For example, if your income is \$3,000 per month and you can't spend more than 30% on housing, what is your maximum

housing dollar amount? Or perhaps your manager tells you that this year's sales of \$1,487,003 are 102% of last year's sales. What were your sales last year?



### How It Works



Assume that your company has set a budget of \$1,000,000. This is the entire amount of the budget and represents your *base*. Your department gets \$430,000 of the budget—this is your department's part of the whole and represents the *portion*. You want to know the relationship between your budget and the company's budget. In other words, you are looking for the *rate*.

- \$1,000,000  
Apply Formula 2.2, where rate = \$430,000 .
- Your budget is 0.43, or 43%, of the company's budget.



### Important Notes

There are three parts to this formula. Mistakes commonly occur through incorrect assignment of a quantity to its associated variable. The table below provides some tips and clue words to help you make the correct assignment.

Variable	Key Words	Example
Base	of	If your department can spend 43% of the company's total budget <b>of \$1,000,000</b> , what is your maximum departmental spending?
Portion	is, are	<b>If your department can spend 43% of the company's total budget of \$1,000,000, what is your maximum departmental spending?</b>
Rate	%, percent, rate	If your department can spend <b>43%</b> of the company's total budget of \$1,000,000, what is your maximum departmental spending?



### Things To Watch Out For

In resolving the rate, you must express all numbers in the same units—you cannot have apples and oranges in the same sequence of calculations. In the above example, both the company's budget and the departmental budget are in the units of dollars. Alternatively, you would not be able to calculate the rate if you had a base expressed in kilometres and a portion expressed in metres. Before you perform the rate calculation, express both in kilometres or both in metres.

**portionratebase**

**TOP  
SECRET**

**Paths To Success**

Formula 2.2 is another formula you can use the triangle technique for. You do not need to memorize multiple versions of the formula for each of the variables. The triangle appears to the right.

Be very careful when performing

operations involving rates, particularly in summing or averaging rates.

**Summing Rates.** Summing rates requires each rate to be a part of the same whole or base. If Bob has 5% of the kilometres travelled and Sheila has 6% of the oranges, these are not part of the same whole and cannot be added. If you did, what does the 11% represent? The result has no interpretation. However, if there are 100 oranges of which Bob has 5% and Sheila has 6%, the rates can be added and you can say that in total they have 11% of the oranges.

**Averaging Rates.** Simple averaging of rates requires each rate to be a measure of the same variable with the same base. If 36% of your customers are female and 54% have high income, the average of 45% is meaningless since each rate measures a

different variable. Recall that earlier in this chapter you achieved 68% on your test and Sandhu scored 70%. However, your test involved 19 questions and Sandhu's involved 23 questions. These rates also cannot be simply averaged to 69% on the reasoning that  $(68\% + 70\%) / 2 = 69\%$ , since the bases are not the same. When two variables measure the same characteristic but have different bases (such as the math quizzes), you must use a weighted-average technique, which will be discussed in Section 3.1.

When can you average rates? Hypothetically, assume Sandhu achieved his 70% by writing the same test with 19 questions. Since both rates measure the same variable and have the same base, the simple average of 69% is now calculable.



### Give It Some Thought

Consider the following situations and select the best answer without performing any calculations.

- If the rate is 0.25%, in comparison to the base the portion is
- just a little bit smaller than the base.
- a lot smaller than the base.
- just a little bit bigger than the base.
- a lot bigger than the base.
- If the portion is \$44,931 and the base is \$30,000, the rate is
- smaller than 100%.
- equal to 100%.

- larger than 100% but less than 200%.
  - larger than 200%.
  - If the rate is 75% and the portion is \$50,000, the base is
  - smaller than \$50,000.
  - larger than \$50,000.
- 
- the same as the portion and equal to \$50,000.

### Example 2.3B: Rate, Portion, Base

Solve for the unknown in the following three scenarios.

If your total income is \$3,000 per month and you can't spend more than 30% on housing, what is the maximum amount of your total income that can be spent on housing?

Your manager tells you that 2014 sales are 102% of 2013 sales. The sales for 2014 are \$1,487,003. What were the sales in 2013?

In Calgary, total commercial real estate sales in the first quarter of 2008 were \$1.28 billion. The industrial, commercial, and institutional (ICI) land sector in Calgary had sales of \$409.6 million. What percentage of commercial real estate sales is accounted for by the ICI land sector?

#### Plan

You are looking for the maximum amount of your income that can be spent on housing.  
 You need to figure out the sales for 2013.  
 You must determine the percentage of commercial real estate sales accounted for by the ICI land sector in Calgary.





## Mechanics

- Convert the following decimals into percentages.

a. 0.4638      b. 3.1579      c. 0.000138      d. 0.015

- Convert the following fractions into percentages.

17      42

b.

c.

32      12

- 

24

- 5

Convert the following fractions into percentages. Round to four decimals or express in repeating decimal format as needed.

a.

b.

46      2

9

12

3      48

8

a. 3

c.

d.

11      93

- Convert the following percentages into decimal form.

a. 15.3%      b. 0.03%      c. 153.987%      d. 14.0005%

- What percentage of \$40,000 is \$27,000? 6. What is  $\frac{1}{2}\%$  of \$500,000?
- \$0.15 is 4,900% of what number?

## Applications

- In February 2009, 14,676 mortgages were in arrears in Canada, which represented 0.38% of all mortgages. How many total mortgages were in the Canadian market at that time?
- In 2009, medical experts predicted that one out of two Manitobans would contract some form of the H1N1 virus. If the population of Manitoba in 2009 was 1,217,200, how many Manitobans were predicted to become ill?
- In August 2004, Google Inc. offered its stocks to the public at \$85 per share. In October 2007, the share price had climbed to \$700.04. Express the 2007 share price as a percentage of the 2004 price.
- During Michael Jordan's NBA career (1984–2003), he averaged a free throw completion percentage of 83.5% in regular season play. If Jordan threw 8,772 free throws in his career, how many completed free throws did he make?
- If total advertising expenditures on television advertising declined 4.1% to \$141.7 billion in the current year, how much was spent on television advertising in the previous year? Round your answer to one decimal.
- If the new minimum wage of \$8.75 per hour is 102.9412% of the old minimum wage, what was the old minimum wage?
- A machine can produce 2,500 products per hour. If 37 of those products were defective, what is the defect rate per hour for the machine?

## Challenge, Critical Thinking, & Other Applications

- In 2011, Manitoba progressive income tax rates were 10.8% on the first \$31,000, 12.75% on the next \$36,000, and 17.4% on any additional income. If your gross taxable earnings for the year were \$85,000, what percentage of your earnings did you pay in taxes?
- In 2011, the maximum amount that you could have contributed to your RRSP (Registered Retirement Savings Plan) was the lesser of \$22,450 or 18% of your earned income from the previous year. How much income do you need to claim a

\$22,450 contribution in 2011?

- Maria, a sales representative for a large consumer goods company, is paid 3% of the total profits earned by her company. Her company averages 10% profit on sales. If Maria's total income for the year was \$60,000, what total sales did her company realize?
- A house was purchased six years ago for \$214,000. Today it lists at a price that is 159.8131% of the original purchase price. In dollars, how much has the price of the house increased over the six years?
- An investor buys 1,000 shares of WestJet Airlines at \$10.30 per share. A few months later, the investor sells the shares when their value hits 120% of the original share price. What is the price of a WestJet share when the investor sells these shares? How much money did the investor make?
- A Honda Insight has fuel economy of 3.2 litres consumed per 100 kilometres driven. It has a fuel tank capacity of 40 litres. A Toyota Prius is rated at 4.2 L per 100 km driven. It has a fuel tank capacity of 45 L. What percentage is the total distance driveable (rounded to the nearest kilometre before calculating) of a Honda Insight compared to that of a Toyota Prius?

10.

## : ALGEBRAIC EXPRESSIONS

---

### (The Pieces Of The Puzzle)

If you are like most Canadians, your employer pays you biweekly. Assume you earn \$12.00 per hour. How do you calculate your pay cheque every pay period? Your earnings are calculated as follows:

$$\$12.00 \times (\text{Hours worked during the biweekly pay period})$$

The hours worked during the biweekly pay period is the unknown variable. Notice that the expression appears lengthy when you write out the explanation for the variable. Algebra is a way of making such expressions more convenient to manipulate. To shorten the expression, making it easier to read, algebra assigns a letter or group of letters to represent the variable. In this case, you might choose  $h$  to represent “hours worked during the biweekly pay period.” This rewrites the above expression as follows:

$$\$12.00 \times h \text{ or } \$12h$$

Unfortunately, the word *algebra* makes many people’s eyes glaze over. But remember that algebra is just a way of solving a numerical problem. It demonstrates how the pieces of a puzzle fit together to arrive at a solution.

For example, you have used your algebraic skills if you have ever programmed a formula into Microsoft Excel. You told Excel there was a relationship between cells in your spreadsheet. Perhaps your calculation required cell A3 to be divided by cell B6 and then multiplied by cell F2. This is an algebraic equation. Excel then took your algebraic equation and calculated a solution by automatically substituting in the appropriate values from the referenced cells (your variables).

S

ubsti

tutio

n

(2.4)

+/-

/x/÷

Rule

s

(2.4)

Solvi

ng

One

Line

ar

Equ

atio

n

with

One

Unk

now

n

Vari

able

(2.5)

Exp

one

nts

and

Rule

s

(2.4)

Solvi

ng

Two

Line

ar

Equ

atio

ns

with

Two

Unk

now

n

Vari  
ables  
(2.5)  
Lan  
guag  
e of  
Alge  
bra  
(2.4)  
Alge  
braL  
ogari  
thms  
(2.6)  
As  
illust  
rate  
d in  
the  
figur  
e to  
the  
right  
,  
alge  
bra  
invol  
ves  
integ  
ratin  
g  
man  
y  
inter  
relat  
ed  
conc

epts.  
This  
figur  
e  
sho  
ws  
only  
the  
conc  
epts  
that  
are  
imp  
orta  
nt to  
busi  
ness  
mat  
hem  
atics,  
whic  
h  
this  
text  
boo  
k  
will  
pres  
ent  
piece  
by  
piece  
. Your  
und  
ersta  
ndin

g of  
alge  
bra  
will  
beco  
me  
mor  
e  
com  
plete  
as  
mor  
e  
conc  
epts  
are  
cove  
red  
over  
the  
cour  
se of  
this  
boo  
k.

T

his  
sect  
ion  
revi  
ews  
the  
lan  
gua  
ge  
of  
alg



abr

a,

exponent rules, basic

o

per

atio

n

rule

s,

and

sub

stit

utio

n.

In

Sect

ion

2.5

you

will

put

thes

e

con

cept

s to

work in solving one linear equation for one unknown variable along with two linear equations with two unknown variables. Finally, in Section 2.6 you will explore the concepts of logarithms and natural logarithms.

### The Language of Algebra

Understanding the rules of algebra requires familiarity with four key definitions.

## Algebraic Expression

A mathematical **algebraic expression** indicates the relationship between and

mathematical operations that must be conducted on a series of numbers or variables. For example, the expression  $\$12h$  says that you must take the hourly wage of

$\$12$  and multiply it by the hours worked. Note that the expression does not include an equal sign, or “=”. It only tells you what to do and requires that you substitute a value in for the unknown variable(s) to solve. There is no one definable solution to the expression.

## Algebraic Equation

A mathematical **algebraic equation** takes two algebraic expressions and equates them. This equation can be solved to find a solution for the unknown variables. Examine the following illustration to see how algebraic expressions and algebraic equations are interrelated.

$6x+3y = 4x +3=$  is The Equality: By having the equal sign placed in between the two algebraic expressions, they now become an algebraic equation. Now there would be a particular value for  $x$  and a particular value for  $y$  that makes both expressions equal to each other (try  $x = -0.75$  and  $y = 1.125$ ).  
 $4x+3$  is the Second Algebraic Expression: This expression on the right-hand side of the equation expresses a relationship between  $x$  and a number. By itself, any value can be substituted for  $x$  and any solution can be generated.  
 $6x+3y$  is the First Algebraic Expression: This expression on the left-hand side of the equation expresses a relationship between the variables  $x$  and  $y$ . By itself, any value can be substituted for  $x$  and  $y$  and any solution can be calculated.

## Term

In any algebraic expression, **terms** are the components that are separated by addition and subtraction. In looking at

the example above, the expression  $6x + 3y$  is composed of two terms. These terms are “ $6x$ ” and “ $3y$ .” A **nomial** refers to how many terms appear in an algebraic expression. If an algebraic expression contains only one term, like “ $\$12.00h$ ,” it is called a **monomial**. If the expression contains two terms or more, such as “ $6x + 3y$ ,” it is called a **polynomial**.

## Factor

Terms may consist of one or more **factors** that are separated by multiplication or division signs. Using the  $6x$  from above, it consists of two factors. These factors are “6” and “ $x$ ”; they are joined by multiplication.

- If the factor is numerical, it is called the **numerical coefficient**.
- If the factor is one or more variables, it is called the **literal coefficient**.

The next graphic shows how algebraic expressions, algebraic equations, terms, and factors all interrelate within an equation.

**First Algebraic Expression:** This first polynomial expression is composed of the two terms  $7x^2$  and  $4xy$ .  
**First Term:** This term consists of two factors, which are the literal coefficient  $x^2$  and a numerical coefficient of 7 (recall that in math you do not write the 1 when writing  $1x^2$  since it doesn't change anything).  
**Second Term:** This term consists of three factors where the numerical coefficient is 4 and the literal coefficients are  $x$  and  $y$ .  
**Equal Sign:** The equal sign joins the two algebraic expressions, turning this into an algebraic equation.  
**Second Algebraic Expression:** This second polynomial expression consists of the two terms  $x^3$  and  $-2y$ .

## Exponents

Exponents are widely used in business mathematics and are integral to financial mathematics. When applying compounding interest rates to any investment or loan, you must use exponents (see Chapter 9 and onwards).

**Exponents** are a mathematical shorthand notation that indicates how many times a quantity is multiplied by itself.

The format of an exponent is illustrated below.

**Base** is the quantity: This is the quantity that is to be multiplied by itself.  
**Exponent** is the multiplication factor: This is the number that indicates how many times the base is to be multiplied by itself.  
**Power** is the product: This is the result of performing the multiplication indicated, or the answer.

Assume you have  $2^3 = 8$ . The exponent of 3 says to take the base of 2 multiplied by itself three times, or  $2 \times 2 \times 2$ .

The power is 8. The proper way to state this expression is “2 to the exponent of 3 results in a power of 8.”



### How It Works

Many rules apply to the simplification of exponents, as shown in the table below.

Rule	Illustration	Explanation
1. Multiplication	$y^a \times y^b = y^{a+b}$	If the bases are identical, add the exponents and retain the unchanged base.
2. Division	$\frac{y^a}{y^b} = y^{a-b}$	If the bases are identical, subtract the exponents and retain the unchanged base.
3. Raising powers to exponents	$(y^b z^c)^a = y^{b \times a} z^{c \times a}$ or $y^b z^c = z^c y^b = z^c \times y^b$	If a <i>single</i> term is raised to an exponent, each factor must retain its base and you must multiply the exponents for each by the raised exponent. Note that if the expression inside the brackets has more than one term, such as $(y^b + z^c)^a$ , which has two terms, you cannot multiply the exponent $a$ inside the brackets.
4. Zero exponents	$y^0 = 1$	Any base to a zero exponent will always produce a power of 1. This is explained later in this section when you review the concept of algebraic division.
5. Negative exponents	$y^{-a} = \frac{1}{y^a}$	The negative sign indicates that the power has been shifted between the numerator and denominator. It is commonly used in this textbook to simplify appearances. Note that on the BAI Plus calculator, keying in a negative exponent requires you to key in the value of $y$ , press $y^x$ , enter the value of $a$ , press $\pm$ , and then press $=$ to calculate.
6. Fractional exponents	$y^{\frac{a}{b}} = \sqrt[b]{y^a}$	A fractional exponent is a different way of writing a radical sign. Note that the base is first taken to the exponent of $a$ , then the root of $b$ is found to get the power. For example, $2^{\frac{4}{2}} = \sqrt{2^4} = \sqrt{16} = 4$ . This is the same as $2^{\frac{4}{2}} = 2^2 = 4$ . To key in a fractional exponent on the BAI Plus calculator, input the value of $y$ , press $y^x$ , open a set of brackets, key in $a \div b$ , close the brackets, and press $=$ to calculate.



### Important Notes

Recall that mathematicians do not normally write the number 1 when it is multiplied by another factor because it doesn't change the result. The same applies to exponents. If the exponent is a 1, it is generally not written because any number multiplied by itself only once is the same number. For example, the number 2 could be written as  $2^1$ , but the power is still 2. Or take the case of  $(yz)^a$ . This could be written as  $(y^1z^1)^a$ , which when simplified becomes  $y^1 \times z^1 \times a$  or  $yz^a$ . Thus, even if you don't see an exponent written, you know that the value is 1.

#### Example 2.4A: Exponents in Algebra

Simplify the following expressions:

$b^{14}$	$b^{5^3} \cdot 3^3$	$2^{2^4}$	$3^4$
a. $b^3 \times b^6$	b. 8	c. $4^4$	d.
$1.492680$	e.	$-2$	f. $6^5$
$b$	$??$		$????$

#### Plan

You have been asked to simplify the expressions. Notice that expressions (d) and (f) contain only numerical coefficients and therefore can be resolved numerically. All of the other expressions involve literal coefficients and require algebraic skills to simplify.

<p><b>Understand</b></p>	<p>What You Already Know You have been provided with the expressions, and you have six rules for simplifying exponents in algebra.</p>	<p>How You Will Get There                  This expression involves multiplying two powers with the same base. Apply Rule #1.                  This expression involves dividing two powers with the same base. Apply Rule #2.                  This expression involves a single term, with products and a quotient all raised to an exponent. Apply Rule #3.                  This power involves a zero exponent. Apply Rule #4.                  This expression involves multiplication, division, and negative exponents. Apply Rules #1, #2, and #5.                  This power involves a fractional exponent. Apply Rule #6.</p>
<p><b>Perform</b></p>	<p>a. <math>b^3 \times b^6 = b^{3+6} = b^9</math>                  b. <math>b^{14} = b^{14-8} = b^6</math>  <math>b^8</math>                  c. <math>b^{5 \times 3} = b^{15}</math>  <math>b^{3 \times 3} = b^9</math>                  d. <math>1.492680 = 1</math>  <math>2^4 = 16</math>                  e. <math>2^4 = 16</math>  <math>2^4 = 16</math>  <math>2^4 = 16</math>  <math>2^4 = 16</math>                  f. <math>6^{\frac{3}{5}} = 2.930156</math></p>	<p>Calculator Instructions                  d. <math>1.49268 \text{ yx } 0 =</math>                  f. <math>6 \text{ yx } (3 \div 5) =</math></p>
<p><b>Present</b></p>	<p>Here are the simplified solutions:</p> <p>a. <math>b^9</math>    b. <math>b^6</math>    c. <math>b^{15}</math>    d. <math>1</math>    e. <math>16</math>    f. <math>2.930156</math></p>	

## Addition and Subtraction

Simplification of unnecessarily long or complex algebraic expressions is always preferable to increase understanding and reduce the chances of error. For example, assume you are a production manager looking to order bolts for a product that you

make. Your company makes three products, all in equal quantity. Product A requires seven bolts, Product B requires four bolts, and Product C requires fourteen bolts. If  $q$  represents the quantity of products required, you need to order  $7q + 4q + 14q$  bolts. This expression requires four calculations to solve every time (each term needs to be multiplied by  $q$  and you then need to add everything together). With the algebra rules that follow, you can simplify this expression to  $25q$ . This requires only one calculation to solve. So what are the rules?



### How It Works

In math, terms with the same literal coefficients are called **like terms**. Only terms with the identical literal coefficients may be added or subtracted through the following procedure:

2

**Step 1:** Simplify any numerical coefficients by performing any needed mathematical operation or converting fractions to decimals. For example, terms such as  $\frac{1}{2}y$  should become  $0.5y$ .

**Step 2:** Add or subtract the numerical coefficients of like terms as indicated by the operation while obeying the rules of BEDMAS.

**Step 3:** Retain and do not change the common literal coefficients. Write the new numerical coefficient in front of the retained literal coefficients.

From the previous example, you require  $7q + 4q + 14q$  bolts. Notice that there are three terms, each of which has the same literal coefficient. Therefore, you can perform the required addition.

Step 1: All numerical coefficients are simplified already. Skip to step 2.

Step 2: Take the numerical coefficients and add the numbers:  $7 + 4 + 14$  equals 25.

Step 3: Retain the literal coefficient of  $q$ . Put the new numerical coefficient and literal coefficient together. Thus,  $25q$ . Therefore  $7q + 4q + 14q$  is the same as  $25q$ .



### Things To Watch Out For

A common mistake in addition and subtraction is combining terms that do not have the same literal coefficient. You need to remember that the literal coefficient *must* be

identical. For example,  $7q$  and  $4q$  have the identical literal coefficient of  $q$ . However,  $7q$  and  $4q^2$  have different literal coefficients,  $q$  and  $q^2$ , and cannot be added or subtracted.

## TOP SECRET

### Paths To Success

Remember that if you come across a literal coefficient with no number in front of it, that number is assumed to be a

1. For example,  $x$  has no written numerical coefficient, but it is the same as  $1x$ . Another example would be  $x^2$  is the same as  $1x^2$ .

4 4

$x^4$   
or  $1x^4$ ??.

On a similar note, mathematicians also don't write out literal coefficients that have an exponent of zero. For example,  $7x^0$  is just  $7(1)$  or  $7$ . Thus, the literal coefficient is always there; however, it has an exponent of zero. Remembering this will help you later when you multiply and divide in algebra.



### Give It Some Thought

Examine the following algebraic expressions and indicate how many terms can be combined through addition and subtraction. No calculations are necessary. Do not attempt to simplify.

23

1.  $3x^3 + 4x^2 - 10x - 2x + x$

2.  $23x^2 - 17x^2$  4

2 2 2 3





**Perform**

**Present**

a.

$$9x + 3y - \frac{7}{2}x + 4y$$

Step 1: Simplify the numerical

$$9x + 3y - 3.5x + 4y$$

Step 2: Combine the numerical terms, which you need to take  $9 - 3.5 = 5.5$  and to take  $3 + 4 = 7$ .

$$5.5x + 7y$$

Step 3: Write the numerical

b.

$$P \left( 1 + 0.11 \times \frac{121}{365} \right) + \frac{15P}{1 + 0.11 \times \frac{36}{365}}$$

$$1.036465P + \frac{15}{1.062383}P$$

$$1.036465P + 14.119194P$$

$$15.15566P$$

c.

$$x \left( 1 + \frac{0.1}{4} \right)^3 + \frac{x}{\left( 1 + \frac{0.1}{4} \right)^4} - \frac{3x}{\left( 1 + \frac{0.1}{4} \right)^2}$$

$$1.076890x + \frac{1}{1.103812}x - \frac{3}{1.050625}x$$

$$1.076890x + 0.905950x - 2.855443x$$

$$-0.872602x$$


The algebraic expressions simplify as follows:

a.  $5.5x + 7y$       b.  $15.15566P$       c.  $-0.872602x$

Notice how much easier these are to work with than the original expressions.

## Multiplication

Whether you are multiplying a monomial by another monomial, a monomial by a polynomial, or a polynomial by another polynomial, the rules for multiplication remain the same.



### How It Works

Follow these steps to multiply algebraic expressions:

**Step 1:** Check to see if there is any way to simplify the algebraic expression first. Are

there any like terms you can combine? For example, you can simplify  $(3x + 2 + 1)(x + x + 4)$  to  $(3x + 3)(2x + 4)$  before attempting the multiplication.

**Step 2:** Take *every* term in the first algebraic expression and multiply it by *every* term in the second algebraic expression. This means that numerical coefficients in both terms are multiplied by each other, and the literal coefficients in both terms are multiplied by each other. It is best to work methodically from left to right so that you do not miss anything. Working with the example, in  $(3x + 3)(2x + 4)$  take the first term of the first expression,  $3x$ , and multiply it by  $2x$  and then by  $4$ . Then move to the second term of the first expression,  $3$ , and multiply it by  $2x$  and then by  $4$  (see the figure).

It becomes:  $6x^2 + 12x + 6x + 12$

**Step 3:** Perform any final steps of simplification by adding or subtracting like terms as needed. In the example, two terms contain the literal coefficient  $x$ , so you simplify the expression to  $6x^2 + 18x + 12$ .



### Important Notes

If the multiplication involves more than two expressions being multiplied by each other, it is easiest to work with only one pair of expressions at a time starting with the leftmost pair. For example, if you are multiplying  $(4x + 3)(3x)(9y + 5x)$ , resolve  $(4x + 3)(3x)$  first. Then take the solution, keeping it in brackets since you have not completed the math operation, and multiply it by  $(9y + 5x)$ . This means you are required to repeat step 2 in the multiplication procedure until you have resolved all the multiplications.



### Things To Watch Out For

The negative sign causes no end of grief for a lot of people when working with multiplication. First, if a numerical coefficient is not written explicitly, it is assumed to be 1. For example, look at  $2(4a + 6b) - (2a - 3b)$ . This is the same as  $2(4a + 6b) + (-1)(2a - 3b)$ .

When you multiply a negative through an expression, all signs in the brackets will change.

Continuing with the

second term in the above example,  $-(2a - 3b)$  becomes  $-2a + 3b$ . The expression then looks like  $2(4a + 6b) - 2a + 3b$ .

## TOP SECRET

### Paths To Success

The order in which you write the terms of an algebraic expression does not matter so long as you follow all the rules of BEDMAS. For example, whether you write  $3 \times 4$  or  $4 \times 3$ , the answer is the same because you can do multiplication in any order. The same applies to  $4 + 3 + 1$  or  $3 + 1 + 4$ . Now let's get more complex. Whether you write  $3x^2 + 5x + 4$  or  $5x + 4 + 3x^2$ , the answer is the same as you have not violated any rules of BEDMAS. You still multiply first and add last from left to right.

Although the descending exponential format for writing expressions is generally preferred, for example,  $3x^2 + 5x + 4$ , which lists literal coefficients with higher exponents first, it does not matter if you do this or not. When checking your solutions against those given in this textbook, you only need to ensure that each of your terms matches the terms in the solution provided.

**Example 2.4C: Multiplication in Algebra**Simplify the following algebraic expression:  $(6x + 2 + 2)(3x - 2)$ **Plan**

You have been asked to simplify the expression.

**Understand****What You Already Know**

You are multiplying two expressions with each other. Each expression contains two or three terms.

**How You Will Get There**

Applying the three steps for multiplication of algebraic expressions, you simplify, multiply each term, and combine.

**Perform**

$$(6x + 2 + 2)(3x - 2)$$

Step 1: Simplify the expression first.

$$(6x + 4)(3x - 2)$$

Step 2: Multiply all terms in each expression with all terms in the other expression.

$$(6x)(3x) + (6x)(-2) + (4)(3x) + (4)(-2)$$

Step 2: Resolve the multiplications.

$$18x^2 - 12x + 12x - 8$$

Step 3: Perform the final simplifications. You can combine the middle two terms.

$$18x^2 - 8$$

Final solution.

**Present**The simplified algebraic expression is  $18x^2 - 8$ .

<b>Example 2.4D: More Challenging Algebraic Multiplication</b>		
Simplify the following algebraic expression: $-(3ab)(a^2 + 4b - 2a) - 4(3a + 6)$		
<b>Plan</b>	You have been asked to simplify the expression.	
<b>Understand</b>	<p><b>What You Already Know</b> You have been provided with the expression. Notice that the first term consists of three expressions being multiplied together. The second term involves two expressions being multiplied together. Apply the rules of multiplication.</p>	<p><b>How You Will Get There</b> Applying the three steps for multiplication of algebraic expressions, you will simplify, multiply each term, and combine.</p>
<b>Perform</b>	$-(3???) (??^2 + 4?? - 2??) - 4(3?? + 6)$	Step 1: You cannot simplify anything. Be careful with the negatives and write them out.
	$(-??)(3????)(??^2 + 4?? - 2??) + (-??)(3?? + 6)$	Step 2: Work with the first pair of expressions in the first term and multiply.
	$(-????)(??^2 + 4?? - 2??) + (-4)(3?? + 6)$	Step 2: Multiply the resulting pair of expressions in the first term.
	$-????^2?? - ?????????^2 + ?????^2?? + (-4)(3?? + 6)$	Step 2: Work with the pair of expressions in the original second term and multiply.
	$-3??^3?? - 12????^2 + 6??^2?? + [-???? - ???]$	Step 3: Drop the brackets to simplify.
	$-3??^3?? - 12????^2 + 6??^2?? - 12?? - 24$	Step 3: There are no like terms. You cannot simplify this expression any further.
<b>Present</b>	The simplified algebraic expression is $-3??^3?? - 12????^2 + 6??^2?? - 12?? - 24$ .	

## Division

You are often required to divide a monomial into either a monomial or a polynomial. In instances where the denominator consists of a polynomial, it is either not possible or extremely difficult to simplify the expression algebraically. Only division where denominators are monomials are discussed here.



### How It Works

To simplify an expression when its denominator is a monomial, apply these rules:

**Step 1:** Just as in multiplication, determine if there is any way to combine like terms before completing the division. For example, with  $3a^2 + 3a^2 - 3ab + 9a^2$  you can simplify the numerator to  $6a^2 - 3ab + 9a^2$ .

$$3a^2 + 3a^2 - 3ab + 9a^2$$

**Step 2:** Take *every* term in the numerator and divide it by the term in the denominator. This means that you must divide both the numerical and the literal coefficients. As with multiplication, it is usually best to work methodically from left to right so that you do not miss anything. So in our example we get:

$$\begin{array}{r} 3a^2 \\ - \\ 3a^2 \\ + \\ 9a^2 \\ + \\ 3a^2 \end{array}$$

$$6a^2$$

$$3a^2$$

$$(2)(1)(1) - (1)(a)(1) + (3)(1)(b)$$

$$2 - a + 3b$$

**Step 3:** Perform any final simplification by adding or subtracting the like terms as needed. As there are no more like terms,

the final expression remains  $2 - a + 3b$ .



### Things To Watch Out For

4??

4??

You may have heard of an outcome called “cancelling each other out.” For example, in resolving the division  $4^{??}$  many people would say that the terms cancel each other out. Many people will also mistakenly interpret this to mean that the quotient is zero and say that  $4^{??} = 0$ . In fact, when terms cancel each other out the quotient is one, not zero. The numerical

coefficient is  $4 = 1$ . The literal coefficient is  $?? = 1$ . Thus,  $4^{??} = (1)(1) = 1$ . This also explains why a zero exponent equals

4

one:

$$??1 = ??1 - 1 = ??0 = 1.$$

??1

??

4??

**TOP  
SECRET**

Paths To Success

A lot of people dislike fractions and find them hard to work with. Remember that



when you are simplifying any algebraic expression you can transform any fraction into a decimal. For example, if your expression is  $\frac{2}{5} + 3\frac{3}{4}$ , you can

$$\frac{2}{5} \quad \frac{3}{4}$$


convert the fraction into decimals:  $0.4x + 0.75x$ . In this format, it is easier to solve.

**Example 2.4E: A Monomial Division**  
Simplify the following algebraic expression:  $\frac{30x^2 + 5x^2}{10x^2}$   
**Plan** You have been asked to simplify the expression. **Understand** What You Already Know Notice that the provided expression is a polynomial divided by a monomial. Therefore, apply the division rules. **How You Will Get There** Applying the three steps for division of an algebraic expression, you will simplify, divide each term, and combine. **Perform**  $\frac{30x^2}{10x^2} + \frac{5x^2}{10x^2}$   
**Step 1:** The numerator has two terms with the same literal coefficient ( $x^2$ ). Combine these using the rules of addition.  $\frac{30x^2}{10x^2} + \frac{5x^2}{10x^2}$   
**Step 2:** Now that the numerator is simplified, divide each of its terms by the denominator.  $\frac{30x^2}{10x^2} + \frac{5x^2}{10x^2}$   
**Step 2:** Resolve the divisions by dividing both numerical and literal coefficients.  $6x^2 + 3x^2$   
**Step 3:** There are no like terms, so this is the final solution. **Present** The simplified algebraic expression is  $6x^2 + 3x^2$ .  
**Example 2.4F: A More Challenging Division**  
Simplify the following algebraic expression:  $\frac{15xy^2 + 25xy^2 - 10xy^2 + 5xy^2}{10xy^2}$   
**Plan** You have been asked to simplify the expression. **Understand** What You Already Know Notice that the provided expression is a polynomial divided by a monomial. Therefore, apply the division rules. **How You Will Get There** Applying the three steps for division of algebraic expressions, you will simplify, divide each term, and combine. **Perform**  $\frac{15xy^2 + 25xy^2 - 10xy^2 + 5xy^2}{10xy^2}$   
**Step 1:** The numerator has two terms with the same literal coefficient ( $xy^2$ ). Combine these by the rules of addition.  $\frac{15xy^2 + 25xy^2 - 10xy^2 + 5xy^2}{10xy^2}$   
**Step 2:** Now that the numerator is simplified, divide each of its terms by the denominator.  $\frac{30xy^2}{10xy^2} + \frac{6(1)(y)}{10xy^2} - \frac{0.2(1)(1)}{10xy^2} + \frac{2(x3)(1)}{10xy^2}$   
**Step 2:** Resolve the divisions by dividing both numerical and literal coefficients.  $3xy^2 + 6(1)(y) - 0.2(1)(1) + 2(x3)(1)$   
**Step 3:** Simplify and combine any like terms.  $3xy^2 + 6y - 0.2 + 2x3$  There are no like terms, so this is the final solution. **Present** The simplified algebraic expression is  $3xy^2 + 6y - 0.2 + 2x3$ .

## Substitution

The ultimate goal of algebra is to represent a relationship between various variables. Although it is beneficial to simplify these relationships where possible and

shorten the algebraic expressions, in the end you want to calculate a solution. **Substitution** involves replacing the literal coefficients of an algebraic expression with known numerical values. Once the substitution has taken place, you solve the expression for a final value.



### How It Works

Follow these steps to perform algebraic substitution:

$$1 + \text{????}$$

**Step 1:** Identify the value of your variables. Assume the algebraic equation is  $PV = FV$

. You need to calculate the value of

$$365$$

PV. It is known that  $FV = \$5,443.84$ ,  $r = 0.12$ , and  $t = 270$ .

**Step 2:** Take the known values and insert them into the equation where their respective variables are located, resulting in

$$270$$

$$PV = \quad \$5,443.84 .$$

$$1 + (0.12)($$

$$)$$

$$365$$

**Step 3:** Resolve the equation to solve for the variable. Calculate  $PV = \$5,443.84 = \$5,000.00$ .



### Things To Watch Out For

It is common in algebra to represent a variable with more than just one letter. As you can see from the example above, FV is a variable, and it represents *future value*. This should not be interpreted to be two variables, F and V. Similarly, PMT represents

*annuity payment.* When you learn new formulas and variables, take careful note of how a variable is represented.

As well, some literal coefficients have subscripts. For example, you could see  $d_1$  and  $d_2$  in the same formula. What sometimes happens is that there is more than one value for the same variable. As you will learn in Chapter 6 about merchandising, when you buy an item you may receive more than one discount rate (what  $d$  stands for). Therefore, the first discount gets a subscript of 1, or  $d_1$ , and the second discount gets a subscript of 2, or  $d_2$ . This allows you to distinguish between the two values in the equation and substitute the correct value in the correct place.

---

## TOP SECRET

---

### Paths To Success

If you are unsure whether you have simplified an expression appropriately, remember that you can make up your own values for any literal coefficient and substitute those values into both the original and the simplified expressions. If you have obeyed all the rules and simplified appropriately, both expressions will produce the same answer. For example, assume you simplified  $2x + 5x$  into  $7x$ , but you are not sure if you are right. You decide to let  $x = 2$ . Substituting into  $2x + 5x$ , you get  $2(2) + 5(2) = 14$ . Substituting into your simplified expression you get  $7(2) = 14$ . Since both expressions produced the same answer, you have direct confirmation that you have simplified correctly.

**Example 2.4G: Substitution**

Substitute and solve the following equation:

$$N = L \times (1 - d_1) \times (1 - d_2) \times (1 - d_3)$$

$$\text{Where } L = \$1,999.99 \quad d_1 = 35\% \quad d_2 = 15\% \quad d_3 = 5\%$$

**Plan**

You need to get a dollar value for the literal coefficient N.

**Understand**

**What You Already Know**  
You are provided with the equation and the values of four literal coefficients.

**How You Will Get There**

Step 1: The values of L, d1, d2, and d3 are known. Step 2: Substitute those values into the equation. Step 3: Solve for N.

**Perform**

Step 1:  $L = \$1,999.99$      $d_1 = 0.35$      $d_2 = 0.15$      $d_3 = 0.05$   
 Step 2:  $N = \$1,999.99 \times (1 - 0.35) \times (1 - 0.15) \times (1 - 0.05)$   
 Step 3:  $N = \$1,999.99 \times 0.65 \times 0.85 \times 0.95$   
 $N = \$1,049.74$

**Present**

The value of N is \$1,049.74.



## Section 2.4 Exercises

**Mechanics**

For questions 1–4, simplify the algebraic expressions.

1.  $2a - 3a + 4 + 6a - 3$

2.  $5b(4b + 2)$

3.

$6??3 + 12??2 +$

$13.5??$

3??

4.  $(1 + i)^3 \times (1 + i)^{14}$

- Evaluate the power  $82 \diamond 3$ .
- 365

Substitute the known variables and solve for the unknown variable:  $I = Prt$  where  $P = \$2,500$ ,  $r = 0.06$ , and  $t = 135$

### Applications

For questions 7–11, simplify the algebraic expressions. 7.  $(6r^2 + 10 - 6r + 4r^2 - 3) - (-12r - 5r^2 + 2 + 3r)$

10.  $14(1 + ??) + 21(1 + ??)^4 - 35(1 + ??)^7$

$9 \quad 95$

$7(1 + ??)$

8.  $\diamond 5?? + 3?? \diamond$

$?? \quad 52$

$2??$   
 $??$

$3 \quad 5??4 \quad 2(??+??3)$

$$11. 1 + 0.08 \times 183 + 3??(1 + 0.08 \times 365)$$

$$365$$

$$9. 2 + 0.75?? - ??$$

$$+ \quad -$$

$$?? \quad 4$$

$$2 \ 2 \ 2$$

5

12. Evaluate the power:  $\diamond\diamond\diamond\diamond$ .

For questions 13 and 14, substitute the known variables and solve for the unknown variable.

13.

$$PV = \quad FV$$

$$(1+??)N$$

where  $FV = \$3,417.24$ ,  $i = 0.05$ , and  $N = 6$

$$14. PMT =$$

$$FV$$

$$(1+??)N-1$$

where  $FV = \$10,000$ ,  $N = 17$ , and  $i = 0.10$

$$\diamond \quad ?? \quad \diamond$$

### Challenge, Critical Thinking, & Other Applications

For questions 15–17, simplify the algebraic expressions.

$$10??2??3??4 \ 2$$

$$5??3??4 \diamond$$

$$+ 6(??) 2 - (3?? + 6)(3??$$

$$- 3)$$

5

$$16. -(5?? + 4?? + 3)(2?? - 5??) - (10?? - 2??)(2?? + 3)$$

1  
7  
.  
(  
-  
3  
?  
?  
)  
3  
(  
3  
?  
?  
2  
)  
2  
(  
2  
?  
?  
3  
)  
-  
4



18. Substitute the known variables and solve for the unknown variable.

CYN

$$FV = PMT \left[ \frac{(1 + \Delta\%)^N - 1}{i} \right] + \frac{CY}{PY} (1 + \Delta\%)^N$$

- 1 ]  
|

where PMT = \$500,  $i = 0.05$ ,  $\Delta\% = 0.02$ , CY = 2, PY = 4, and N = 20

ORD

$$\left[ \frac{(1 + \Delta\%)^N - 1}{i} \right] + \frac{CY}{PY} (1 + \Delta\%)^N$$

For questions 19-20, evaluate the expression.

)

19.  $\$50,000 \times (1 + 0.10)^{12} - 27$

12

$1 - (1 + 0.02)^{13} (1 + 0.09)^{-13}$

20.  $\$995$  ◆

4 ◆

$0.09 - 0.02$

4

11.

## : LINEAR EQUATIONS: MANIPULATING AND SOLVING

---

### (Solving the Puzzle)

You are shopping at Old Navy for seven new outfits. The price points are \$10 and \$30. You really like the \$30 outfits; however, your total budget can't exceed \$110. How do you spend \$110 to acquire all the needed outfits without exceeding your budget while getting as many \$30 items as possible?

This is a problem of linear equations, and it illustrates how you can use them to make an optimal decision. Let  $L$  represent the quantity of clothing at the low price point of \$10, and  $H$  represent the quantity of clothing at the high price point of \$30. This results in the following algebraic equations:

$$L + H = 7 \text{ (the total number of outfits you need)}$$

$$\$10L + \$30H = \$110 \text{ (your total budget)}$$

By simultaneously solving these equations you can determine how many outfits at each price point you can purchase.

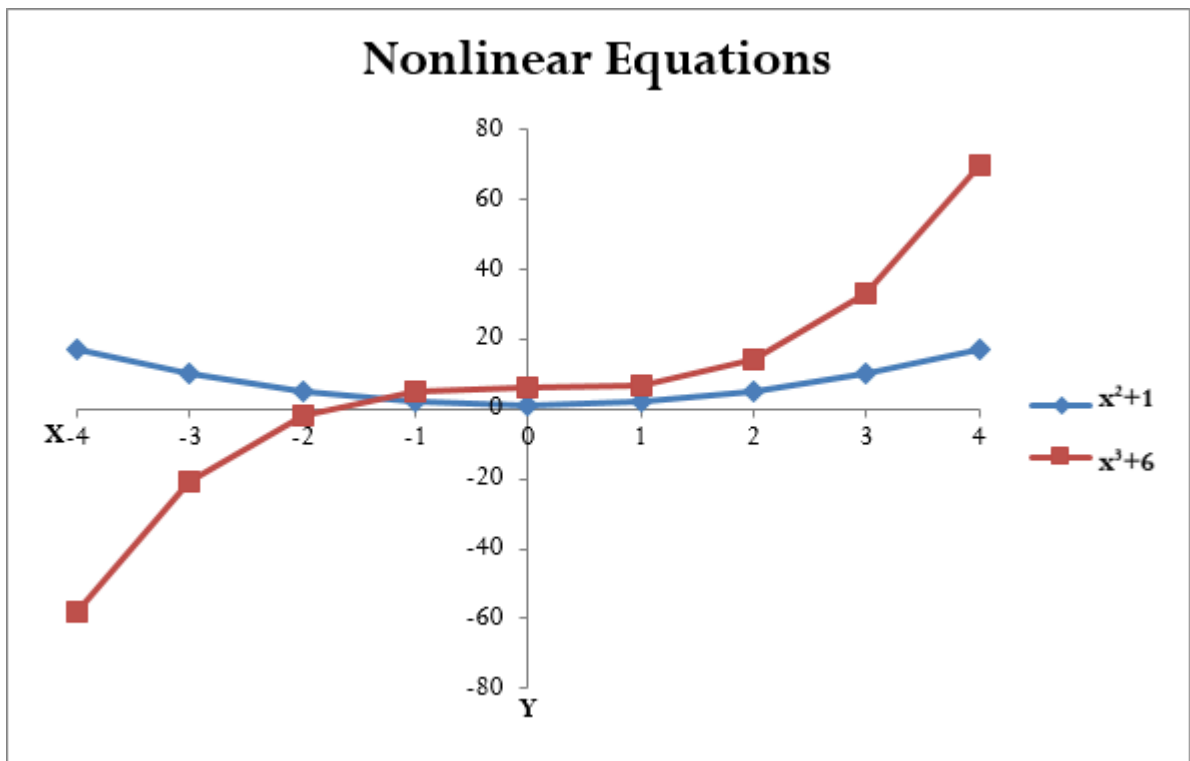
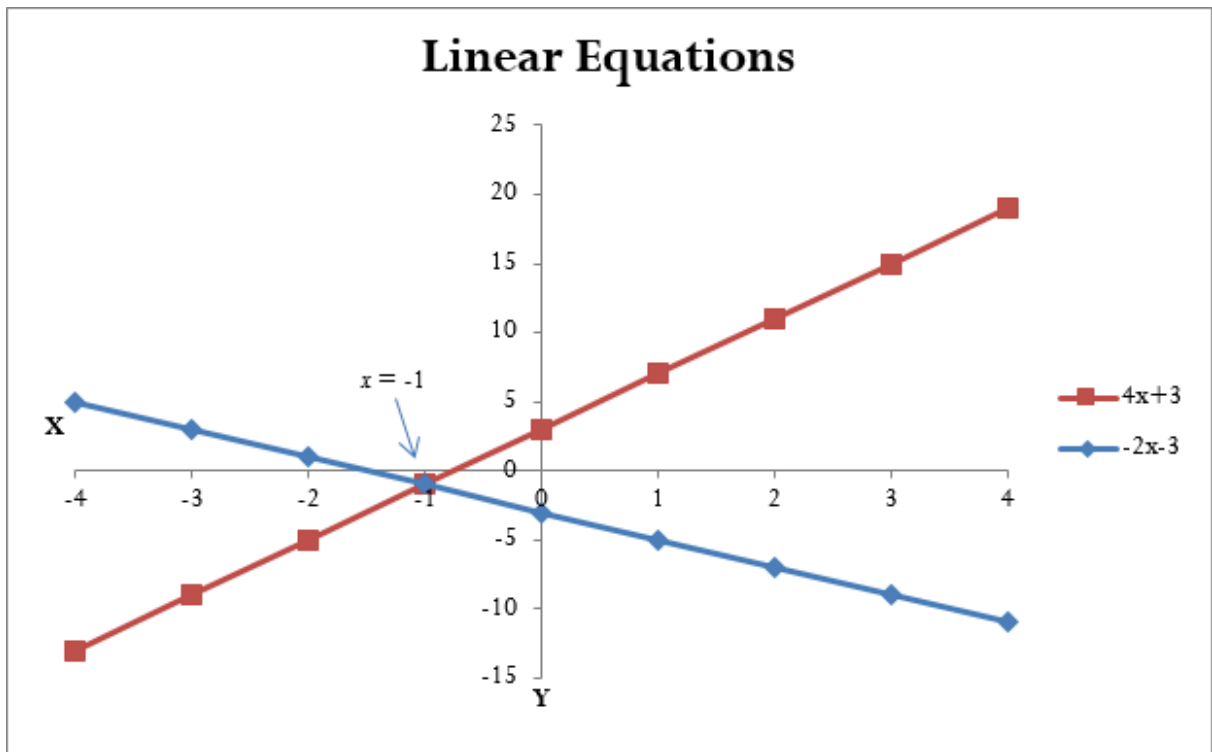
You will encounter many situations like this in your business career, for example, in making the best use of a manufacturer's production capacity. Assume your company makes two products on the same production line and sells all its output. Each product contributes differently to your profitability, and each product takes a different amount of time to manufacture. What combination of each of these products should you make such that you operate your production line at capacity while also maximizing the profits earned? This section explores how to solve linear equations for unknown variables.

### Understanding Equations

To manipulate algebraic equations and solve for unknown variables, you must first become familiar with some important language, including linear versus nonlinear equations and sides of the equation.

$4x + 3 = -2x - 3x$  is the Variable  $x$ : Observe two important features of this variable: Note that the variable has an exponent of 1. So if you were to plot each algebraic expression onto a Cartesian coordinate system, the expressions would form straight lines (see the left-hand figure next page). Such equations are called linear

equations. Because each equation has only one variable, there is only one solution that makes the equation true. In business mathematics, this is the most common situation you will encounter. If the exponent is anything but a one, the equation is a nonlinear equation since the graph of the expression does not form a straight line. The right-hand figure (next page) illustrates two algebraic expressions where the exponent is other than a 1.  $-2x - 3$  is the Right Side: Everything to the right side of the equal sign is known as the right side of the equation.  $4x + 3$  is the Left Side: Every equation has two sides. Everything to the left side of the equal sign is known as the left side of the equation.




The goal in manipulating and solving a linear equation is to find a value for the unknown variable that makes the equation true. If you substitute a value of  $x = -1$  into the above example, the left-hand side of the equation equals the right-hand side of the

equation (see Figure 2.17). The value of  $x = -1$  is known as the **root**, or solution, to the linear equation.

## Solving One Linear Equation with One Unknown Variable

In your study of solving linear equations, you need to start by manipulating a single equation to solve for a single unknown variable. Later in this section you will extend from this foundation to the solution of two linear equations with two unknowns.



### How It Works

To determine the root of a linear equation with only one unknown variable, apply the following steps:

**Step 1:** Your first goal is to separate the terms containing the literal coefficient from the terms that only have numerical coefficients. Collect all of the terms with literal coefficients on only one side of the equation and collect all of the terms with only numerical coefficients on the other side of the equation. It does not matter which terms go on which side of the equation, so long as you separate them.

To move a term from one side of an equation to another, take the mathematical opposite of the term being moved and add it to both sides. For example, if you want to move the  $+3$  in  $4x + 3 = -2x - 3$  from the left-hand side to the right-hand side, the mathematical opposite of  $+3$  is  $-3$ . When you move a term, remember the cardinal rule: What you do to one side of an equation you must also do to the other side of the equation. Breaking this rule breaks the equality in the equation.

**Step 2:** Combine all like terms on each side and simplify the equation according to the rules of algebra.

**Step 3:** In the term containing the literal coefficient, reduce the numerical coefficient to a 1 by dividing both sides of the equation by the numerical coefficient.



### Important Notes

When you are unsure whether your calculated root is accurate, an easy way to verify your answer is to take the original equation and substitute your root in place of the variable. If you have the correct root, the left-hand side of the equation equals the right-hand side of the equation. If you have an incorrect root, the two sides will be unequal. The inequality typically results from one of the three most common errors in algebraic manipulation:

- The rules of BEDMAS have been broken.
- The rules of algebra have been violated.
- What was done to one side of the equation was not done to the other side of the equation.



### Things To Watch Out For

When you move a term from one side of the equation to another using multiplication or division, remember that this affects *each and every term on both sides of the equation*. To remove the  $x$  from the denominator in the following equation, multiply both sides of the equation by  $x$ :

$$\frac{5}{x} + \frac{1}{x} = \frac{2}{x} + 2$$

??

?? + ?? = ?? + 2      becomes ?? ♦

+ ♦ = ♦

??      ??

+ 2♦??      which then becomes      5 + 1 = 2 + 2??

Multiplying every term on both sides by  $x$  maintains the equality.

# TOP SECRET

## Paths To Success

Negative numbers can cause some people a lot of grief. In moving terms from a particular side of the equation, many people prefer to avoid negative numerical coefficients in front of literal coefficients. Revisiting  $4x + 3 = -2x - 3$ , you could move the  $4x$  from the left side to the right side by subtracting  $4x$  from both sides. However, on the right side this results in  $-6x$ . The negative is easily overlooked or accidentally dropped in future steps. Instead, move the variable to the left side of the equation, yielding a positive coefficient of  $6x$ .

### Example 2.5A: How to Solve the Opening Example

Take the ongoing example in this section and solve it for  $x$ :  $4x + 3 = -2x - 3$

#### Plan

This is a linear equation since the exponent on the variable is 1. You are to solve the equation and find the root for  $x$ .

#### Understand

What You Already Know  
The equation has already been provided.

How You Will Get There  
Apply the three steps for solving linear equations. To arrive at the root, you must follow the rules of algebra, BEDMAS, and equality.

#### Perform

$$4x + 3 = -2x - 3$$

Step 1: Move terms with literal coefficients to one side and terms with only numerical coefficients to the other side. Let's collect the literal coefficient on the left-hand side of the equation. Move  $-2x$  to the left-hand side by placing  $+2x$  on both sides.

$$4x + 3 + 2x = -2x - 3 + 2x$$

On the right-hand side, the  $-2x$  and  $+2x$  cancel out to zero.

$$4x + 3 + 2x = -3$$

Step 1: All of the terms with the literal coefficient are now on the left. Let's move all of the terms containing only numerical coefficients to the right-hand side. Move the  $+3$  to the right-hand side by placing  $-3$  on both sides.

$$4x + 3 + 2x - 3 = -3 - 3$$

On the left-hand side, the  $+3$  and  $-3$  cancel out to zero.

	$4x + 2x = -3 - 3$	Step 2: The terms are now separated. Combine like terms according to the rules of algebra.
	$6x = -6$	Step 3: The term with the literal coefficient is being multiplied by the numerical coefficient of 6. Therefore, divide both sides by 6.
	$6?? = -6$ $?? ?$ $?$	The left-hand side numerical coefficients will divide to 1. Resolve the numerical coefficients on the right-hand side.
	$x = -1$	This is the root of the equation.
<b>Present</b>	<p>The root of the equation is <math>x = -1</math>. To verify the accuracy of your manipulation, take the root of <math>x = -1</math> and substitute it into the original equation:</p> $4(-1) + 3 = -2(-1) - 3$ $-4 + 3 = 2 - 3$ $-1 = -1$ <p>The left-hand side equals the right-hand side, so the root is correct.</p>	



**Example 2.5B: Solving a Linear Equation with One Unknown Variable**

Solve the following equation for  $m$ :  $\frac{3m}{4} + 2m = 4m - 15$

**Plan**

This is a linear equation since the exponent on the variable is a 1. You are to solve the equation and find the root for  $m$ .

**Understand**

**What You Already Know**  
The equation has already been provided.

**How You Will Get There**  
Simplify the equations first and then apply the three steps for solving linear equations. To arrive at the root you must follow the rules of algebra, BEDMAS, and equality. You can use an approach that avoids negatives.

**Perform**

$$\frac{3m}{4} + 2m = 4m - 15$$

First, simplify all fractions to make the equation easier to work with.

$$0.75m + 2m = 4m - 15$$

Still simplifying, collect like terms where possible.

$$2.75m = 4m - 15$$

Step 1: Collect all terms with the literal coefficient on one side of the equation. Move all terms with literal coefficients to the right-hand side.

$$2.75m - 2.75m = 4m - 15 - 2.75m$$

Step 1: Combine like terms and move all terms with only numerical coefficients to the left-hand side.

$$0 = 4m - 15 - 2.75m$$

On the left-hand side, the  $+2.75m$  and  $-2.75m$  cancel each other out. Now move the numerical coefficients to the left-hand side.

$$0 + 15 = 4m - 15 - 2.75m + 15$$

On the right-hand side, the  $-15$  and  $+15$  cancel each other out.

$$0 + 15 = 4m - 2.75m$$

Step 2: Combine like terms on each side.

$$15 = 1.25m$$

Step 3: Divide both sides by the numerical coefficient that accompanies the literal coefficient.

	$15 = 1.25m$ $12 = m$	Simplify.  This is the root of the equation.
	$12 = m$	This is the root of the equation.

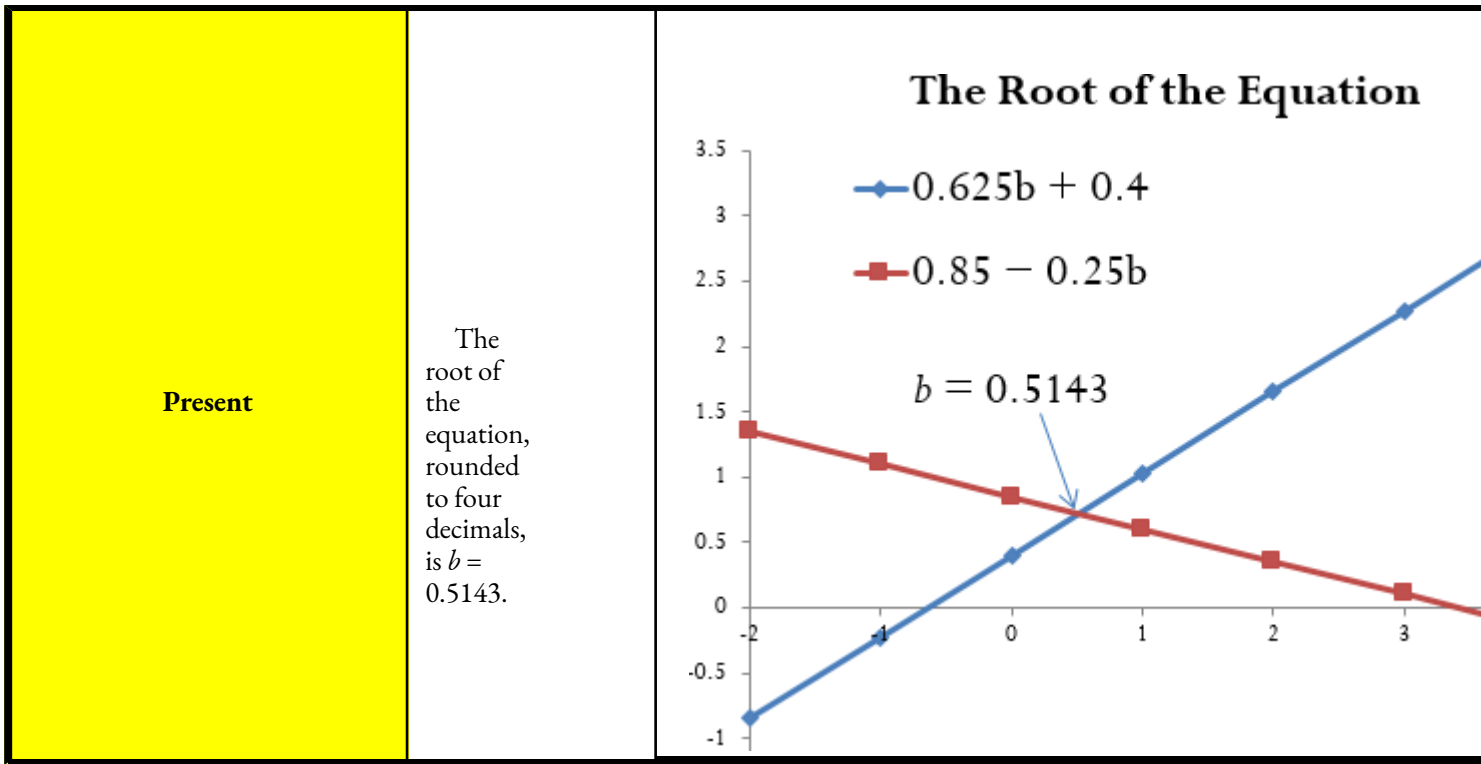
<p><b>Present</b></p>	<p>The root of the equation is <math>m = 12</math>. This makes both sides of the equation, <math>3m + 2m</math> and <math>4m - 15</math>, equal 33.</p>	<h3 style="text-align: center;">The Root of the Equation</h3>
-----------------------	---	---

**Example 2.5C: Solving a Linear Equation with One Unknown Variable Containing Fractions**

Solve the following equation for  $b$  and round your answer to four decimals:  $\frac{5}{8}b + \frac{2}{5} = \frac{17}{20} - \frac{b}{4}$

<b>Plan</b>	This is a linear equation since the exponent on the variable is a 1. You are to solve the equation and find the root for $b$ .	
<b>Understand</b>	<p><b>What You Already Know</b> The equation has already been provided. Although you could attempt to clear each and every fraction or try to find a common denominator, recall that you can eliminate fractions by converting them to decimals.</p>	<p><b>How You Will Get There</b> Simplify the fractions into decimal form. Then apply the three steps for solving linear equations. To arrive at the root, you must follow the rules of algebra, BEDMAS, and equality.</p>
<b>Perform</b>	$\frac{5}{8}b + \frac{2}{5} = \frac{17}{20} - \frac{b}{4}$	Simplify the fractions and convert to decimals.
	$0.625b + 0.4 = 0.85 - 0.25b$	Step 1: Move the literal coefficient terms to the left-hand side.
	$0.625b + 0.4 + 0.25b = 0.85 - 0.25b + 0.25b$	The literal coefficients on the right-hand side cancel each other out.
	$0.625b + 0.4 + 0.25b = 0.85$	Move the numerical coefficient terms to the right-hand side.
	$0.625b + 0.4 + 0.25b - 0.4 = 0.85 - 0.4$	The numerical coefficients on the left-hand side cancel each other out.
	$0.625b + 0.25b = 0.85 - 0.4$	Step 2: Combine like terms on each side.
	$0.875b = 0.45$	Step 3: Divide both sides by the numerical coefficient that accompanies the literal coefficient.

	$\begin{array}{r} 0.875?? \\ ?? \end{array} = \begin{array}{r} 0.45 \\ ?? \end{array}$	Simplify.
	$b = 0.514285$	Round to four decimals as instructed.
	$b = 0.5143$	This is the root.



## Solving Two Linear Equations with Two Unknown Variables

The manipulation process you have just practiced works well for solving one linear equation with one variable. But what happens if you need to solve two linear equations with two variables simultaneously? Remember when you were at Old Navy purchasing seven outfits earlier in this chapter (equation 1)? You needed to stay within

a pricing budget (equation 2). Each equation had two unknown variables representing the number of lower-priced and higher-priced outfits.

The goal is to reduce two equations with two unknowns into a single linear equation with one unknown. Once this transformation is complete, you then identify the unknown variable by applying the three-step procedure for solving one linear equation, as just discussed.

When you work with two linear equations with two unknowns, the rules of algebra permit the following two manipulations:

- What you do to one side of the equation must be done to the other side of the equation to maintain the equality. Therefore, you can multiply or divide any equation by any number without changing the root of the equation. For example, if you multiply all terms of  $x + y = 2$  by 2 on both sides, resulting in  $2x + 2y = 4$ , the equality of the equation remains unchanged and the same roots exist.
- Terms that are on the same side of an equation can be added and subtracted between equations by combining like terms. Each of the two equations has a left side and right side. This rule permits taking the left side of the first equation and either adding or subtracting like terms on the left side of the second equation. When you perform this action, remember the first rule above. If you add the left sides of the equations together, you then must add the right side of both equations together to maintain equality.



### How It Works

Follow these steps to solve two linear equations with two unknown variables:

**Step 1:** Write the two equations one above the other, vertically lining up terms that have the same literal coefficients and terms that have only the numerical coefficient. If necessary, the equations may need to be manipulated such that all of the literal coefficients are on one side with the numerical coefficients on the other side.

**Step 2:** Examine your two equations. Through multiplication or division, make the numerical coefficient on one of the terms containing a literal coefficient exactly equal to its counterpart in the other equation.

**Step 3:** Add or subtract the two equations as needed so as to eliminate the identical term from both equations.

**Step 4:** In the new equation, solve for the last literal coefficient.

**Step 5:** Substitute the root of the known literal coefficient into either of the two

original equations. If one of the equations takes on a simpler structure, pick that equation.

**Step 6:** Solve your chosen equation for the other literal coefficient.

## TOP SECRET

### Paths To Success

Sometimes it is unclear exactly how you need to multiply or divide the equations to make two of the terms identical. For example, assume the following two equations:

$$4.9x + 1.5y = 38.3$$

$$2.7x - 8.6y = 17.8$$

If the goal is to make the terms containing the literal coefficient  $x$  identical, there are two alternative solutions:

- Take the larger numerical coefficient for  $x$  and divide it by the smaller numerical coefficient. The resulting number is the factor for multiplying the equation containing the smaller numerical coefficient. In this case,  $4.9 \div 2.7 = 1.8148$ . Multiply all terms in the second equation by  $1.8148$  to make the numerical coefficients for  $x$  equal to each other, resulting in this pair of equations:

$$4.9x + 1.5y = 38.3$$

$$4.9x - 15.6074y = 32.3037 \quad (\text{every term multiplied by } 1.8148)$$

- Take the first equation and multiply it by the numerical coefficient in the second equation. Then take the second equation and multiply it by the numerical coefficient in the first equation. In this case, multiply all terms in the first equation by  $2.7$ . Then multiply all terms in the second equation by  $4.9$ .

$$13.23x + 4.05y = 103.41$$

(every term multiplied by

$$2.7) \quad 13.23x - 42.14y =$$

$$87.22 \quad (\text{every term}$$

multiplied by  $4.9$ )

Note that both approaches successfully result in both equations having the same numerical coefficient in front of the literal coefficient  $x$ .

# TOP SECRET

## Paths To Success

Ultimately, every pairing of linear equations with two unknowns can be converted into a single equation through substitution. To make the conversion, do the following:

- Solve either equation for one of the unknown variables.
- Take the resulting algebraic expression and substitute it into the other equation. This new equation is solvable for one of the unknown variables.
- Substitute your newfound variable into one of the original equations to determine the value for the other unknown variable.

Take the following two equations:

$$a + b = 4 \quad 2a + b = 6$$

- Solving the first equation for  $a$  results in  $a = 4 - b$ .
- Substituting the expression for  $a$  into the second equation and solving for  $b$  results in  $2(4 - b) + b = 6$ , which solves as

$$b = 2.$$

- Finally, substituting the root of  $b$  into the first equation to calculate  $a$  gives  $a + 2 = 4$  resulting in  $a = 2$ . Therefore, the roots of these two equations are  $a = 2$  and  $b = 2$ .

### Example 2.5D: Buying Those Outfits

Recall from the section opener that in shopping for outfits there are two price points of \$10 and \$30, your budget is \$110, and that you need seven articles of clothing. The equations below represent these conditions. Identify how many low-priced outfits ( $L$ ) and high-priced outfits ( $H$ ) you can purchase.

$$L + H = 7 \quad \$10L + \$30H = \$110$$

#### Plan

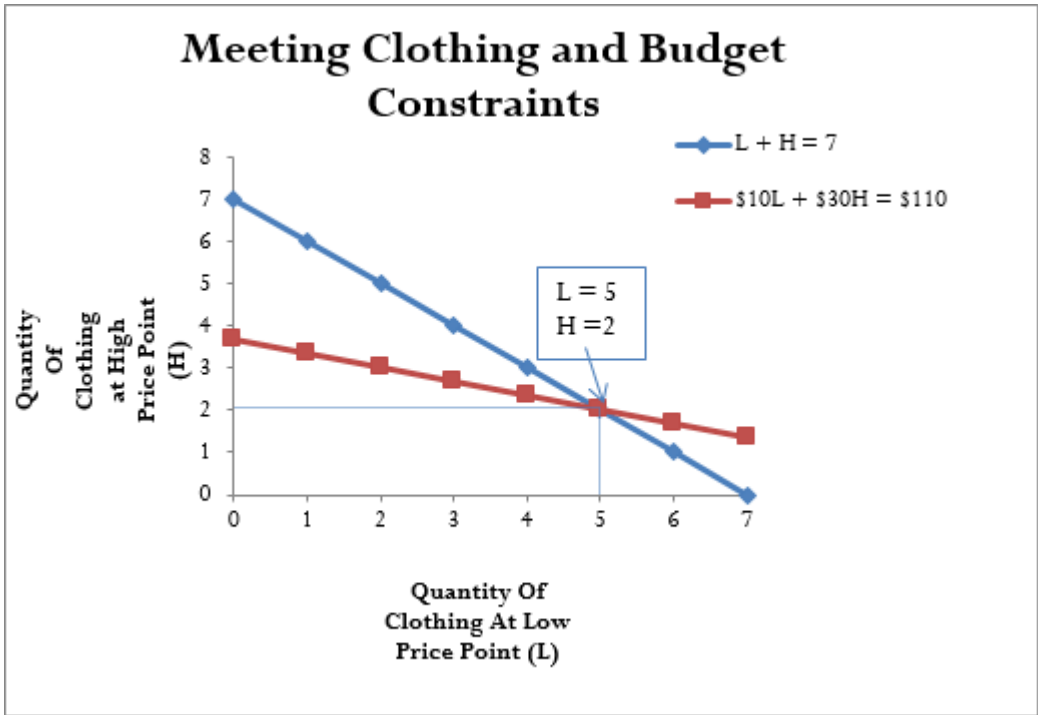
You need to determine the quantity of low-price-point items, or  $L$ , and high-price-point items, or  $H$ , that are within your limited budget. Note that the exponents on the variables are 1 and that there are two unknowns. So there are two linear equations with two unknowns.





Understand	What You Already Know You require seven articles of clothing and only have a budget of \$110. The equations express the relationships of quantity and budget.	How You Will Get There Apply the six-step procedure for solving two linear equations with two unknowns.
Perform	$L + H = 7$ $10L + 30H = \$110$	Step 1: Write the equations one above the other and line them up.
	$10L + 10H = 70$ $10L + 30H = \$110$	Step 2: Multiply all terms in the first equation by 10 so that $L$ has the same numerical coefficient in both equations.
	$10L + 10H = 70$ subtract $10L + 30H = \$110$ $-20H = -\$40$	Step 3: Subtract the equations by subtracting all terms on both sides.
	$-20H = -\$40$ $= H = 2$	Step 4: Solve for $H$ by dividing both sides by $-20$ .
	$L + H = 7$ $L + 2 = 7$	Step 5: Substitute the known value for $H$ into one of the original equations. The first equation is simple, so choose that one.
	$L + 2 - 2 = 7 - 2$ $L = 5$	Step 6: Solve for $L$ by subtracting 2 from both sides. You now have the roots for $L$ and $H$ .

<p><b>Present</b></p>	<p>You can purchase five articles of clothing at the low price point and two articles of clothing at the high price point. This allows you to purchase seven articles of clothing and stay within your budget of \$110.</p>
-----------------------	---



**TOP SECRET**

### Paths To Success

One of the most difficult areas of mathematics involves translating words into mathematical symbols and operations.


To assist in this translation, the table below lists some common language and the mathematical symbol that is typically associated with the word or phrase.

Language			Math Symbol		Language			Math Symbol
Sum Addition	In addition to In excess	Increased by Plus	+	Subtract Decreased by Diminished by	Less Minus	Difference Reduced by	-	
Divide Division	Divisible Quotient	Per	÷	Multiplied by Times	Percentage of	Product of Of	×	
Becomes Is/Was/Were	Will be	Results in Totals	=	More than Greater than			>	
Less than	Lower than		<	Greater than or equal to			≥	
Less than or equal to			≤	Not equal to			≠	

**Example 2.5E: Solving Two Linear Equations with Two Unknowns for an Amusement Park**

Tinkertown Family Fun Park charges \$15 for a child wrist band and \$10.50 for an adult wrist band. On a warm summer day, the amusement park had a wrist band revenue of \$15,783 from sales of 1,279 wrist bands. How many adult and child wrist bands did the park sell that day?

<p><b>Plan</b></p>	<p>You need the number of both adult and child wrist bands sold on the given day. Therefore, you have two unknowns.</p>				
<p><b>Understand</b></p>	<table border="1"> <tr> <td data-bbox="578 457 837 1377"> <p>What You Already Know                      The price of the wrist bands, total quantity, and sales are known: Child wrist band price = \$15                      Adult wrist band price = \$10.50                      Total revenue = \$15,783                      Total unit sales = 1,279                      The quantity of adult wrist bands sold and the quantity of child wrist bands sold are unknown:  <i>Adult wrist bands quantity = a</i>  <i>Child wrist bands quantity = c</i></p> </td> <td data-bbox="837 457 1624 1377"> <p>How You Will Get There                      Work with the quantities first. Calculate the total unit sales by adding the number of adult wrist bands to the number of child wrist bands:  <math display="block">\# \text{ of adult wrist bands} + \# \text{ of child wrist bands} = \text{total unit sales}</math> <math display="block">a + c = 1,279</math>                     Now consider the dollar figures. Total revenue for any company is the price multiplied by units sold. In this case, you must sum the revenue from adult wrist bands and child wrist bands to equal the total revenue.  <math display="block">\text{Total adult revenue} + \text{Total child revenue} = \text{Total revenue}</math> <math display="block">(\text{Adult price} \times \text{Adult quantity}) + (\text{Child price} \times \text{Child quantity}) = \text{Total revenue}</math> <math display="block">10.50a + 15c = 15,783</math>                     Apply the six-step procedure for solving two linear equations with two unknowns.</p> </td> </tr> </table>	<p>What You Already Know                      The price of the wrist bands, total quantity, and sales are known: Child wrist band price = \$15                      Adult wrist band price = \$10.50                      Total revenue = \$15,783                      Total unit sales = 1,279                      The quantity of adult wrist bands sold and the quantity of child wrist bands sold are unknown:  <i>Adult wrist bands quantity = a</i>  <i>Child wrist bands quantity = c</i></p>	<p>How You Will Get There                      Work with the quantities first. Calculate the total unit sales by adding the number of adult wrist bands to the number of child wrist bands:  <math display="block">\# \text{ of adult wrist bands} + \# \text{ of child wrist bands} = \text{total unit sales}</math> <math display="block">a + c = 1,279</math>                     Now consider the dollar figures. Total revenue for any company is the price multiplied by units sold. In this case, you must sum the revenue from adult wrist bands and child wrist bands to equal the total revenue.  <math display="block">\text{Total adult revenue} + \text{Total child revenue} = \text{Total revenue}</math> <math display="block">(\text{Adult price} \times \text{Adult quantity}) + (\text{Child price} \times \text{Child quantity}) = \text{Total revenue}</math> <math display="block">10.50a + 15c = 15,783</math>                     Apply the six-step procedure for solving two linear equations with two unknowns.</p>		
<p>What You Already Know                      The price of the wrist bands, total quantity, and sales are known: Child wrist band price = \$15                      Adult wrist band price = \$10.50                      Total revenue = \$15,783                      Total unit sales = 1,279                      The quantity of adult wrist bands sold and the quantity of child wrist bands sold are unknown:  <i>Adult wrist bands quantity = a</i>  <i>Child wrist bands quantity = c</i></p>	<p>How You Will Get There                      Work with the quantities first. Calculate the total unit sales by adding the number of adult wrist bands to the number of child wrist bands:  <math display="block">\# \text{ of adult wrist bands} + \# \text{ of child wrist bands} = \text{total unit sales}</math> <math display="block">a + c = 1,279</math>                     Now consider the dollar figures. Total revenue for any company is the price multiplied by units sold. In this case, you must sum the revenue from adult wrist bands and child wrist bands to equal the total revenue.  <math display="block">\text{Total adult revenue} + \text{Total child revenue} = \text{Total revenue}</math> <math display="block">(\text{Adult price} \times \text{Adult quantity}) + (\text{Child price} \times \text{Child quantity}) = \text{Total revenue}</math> <math display="block">10.50a + 15c = 15,783</math>                     Apply the six-step procedure for solving two linear equations with two unknowns.</p>				
<p><b>Perform</b></p>	<table border="1"> <tr> <td data-bbox="578 1377 862 1633"> <math display="block">\begin{array}{r} a \\ + \quad c \\ \hline = 1,279 \\ \\$10.5 \\ 0a + \\ \\$15c = \\ \hline \\$15,783 \end{array}</math> </td> <td data-bbox="862 1377 1624 1633"> <p>Step 1: Write the equations one above the other and line them up.</p> </td> </tr> <tr> <td data-bbox="578 1633 862 1793"> <math display="block">\begin{array}{r} 10.50a + 10.50c = \\ \mathbf{13,429.50} \\ \\$10.50a + \quad \\$15c \\ = \\$15,783 \end{array}</math> </td> <td data-bbox="862 1633 1624 1793"> <p>Step 2: Multiply all terms in the first equation by 10.5, resulting in a having the same numerical coefficient in both equations.</p> </td> </tr> </table>	$\begin{array}{r} a \\ + \quad c \\ \hline = 1,279 \\ \$10.5 \\ 0a + \\ \$15c = \\ \hline \$15,783 \end{array}$	<p>Step 1: Write the equations one above the other and line them up.</p>	$\begin{array}{r} 10.50a + 10.50c = \\ \mathbf{13,429.50} \\ \$10.50a + \quad \$15c \\ = \$15,783 \end{array}$	<p>Step 2: Multiply all terms in the first equation by 10.5, resulting in a having the same numerical coefficient in both equations.</p>
$\begin{array}{r} a \\ + \quad c \\ \hline = 1,279 \\ \$10.5 \\ 0a + \\ \$15c = \\ \hline \$15,783 \end{array}$	<p>Step 1: Write the equations one above the other and line them up.</p>				
$\begin{array}{r} 10.50a + 10.50c = \\ \mathbf{13,429.50} \\ \$10.50a + \quad \$15c \\ = \$15,783 \end{array}$	<p>Step 2: Multiply all terms in the first equation by 10.5, resulting in a having the same numerical coefficient in both equations.</p>				



$$\begin{aligned}
 &10.5a + \\
 &10.5c = \\
 &13,429.50 \\
 \text{Subtract } &10.5a + \\
 &\$15c = \$15,783 \\
 &\quad -4.5c = \\
 &\quad -2,353.50
 \end{aligned}$$

Step 3: Subtract the equations by subtracting all terms on both sides.

$$\begin{array}{r}
 -4.5c = \\
 -2,353.50 \quad c = 523 \\
 -???.?? \quad -???.??
 \end{array}$$

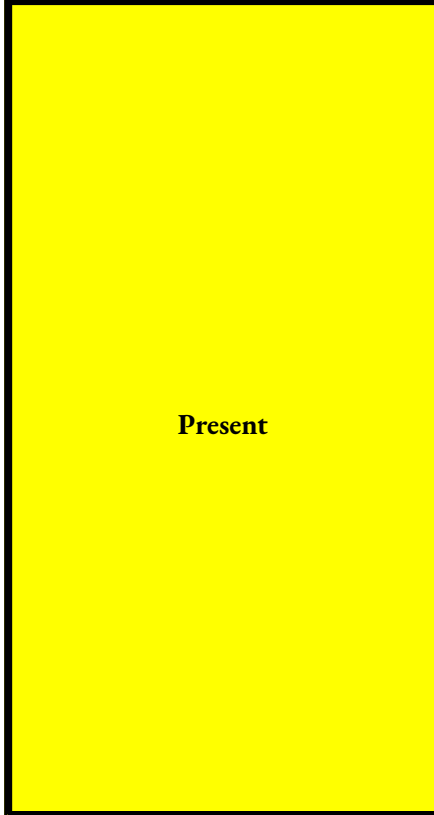
Step 4: Solve for  $c$  by dividing both sides by  $-4.5$ .

$$\begin{aligned}
 a + c &= \\
 1,279 & \\
 a + 523 & \\
 = 1,279 &
 \end{aligned}$$

Step 5: Substitute the known value for  $c$  into one of the original equations. The first equation is simple, so choose that one.

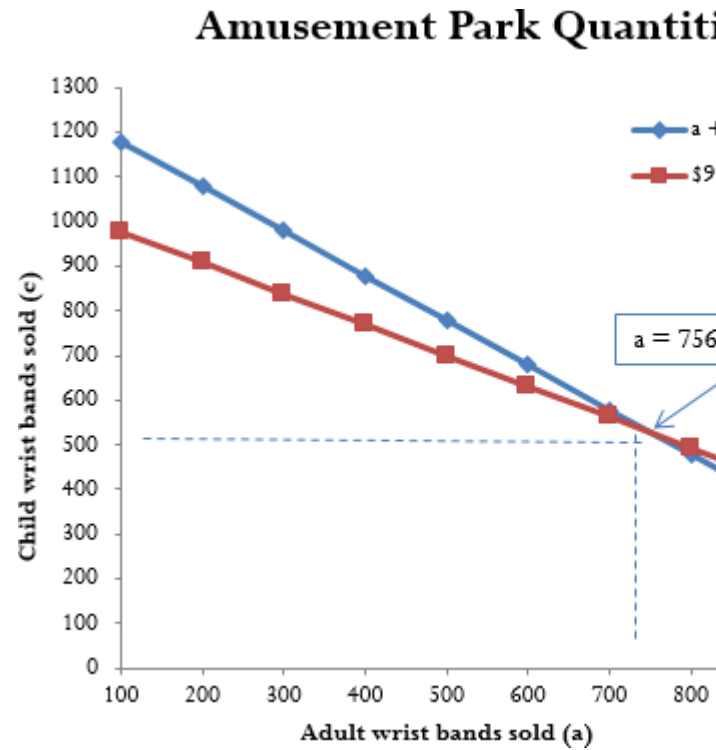
$$\begin{aligned}
 a + 523 - 523 &= \\
 1,279 - 523 & \\
 a = 756 &
 \end{aligned}$$

Step 6: Solve for  $a$  by subtracting 523 from both sides. You now have



**Present**

Tinkertown Family Fun Park sold 523 child wrist bands and 756 adult wrist bands.





## Section 2.5 Exercises

### Mechanics

Solve the following equations for the unknown variable. 1.  $3(x - 5) = 15$

2.  $12b - 3 = 4 + 5b$

3.  $0.75(4m + 12) + 15 - 3(2m + 6) = 5(-3m + 1) + 25$

Solve each of the following pairs of equations for both unknown variables.

4.  $x + y = 6$

$$3x - 2y = 8$$

5.  $4b - 7q = 13$

$$6b + 3q = 33$$

2

6.  $0.25?? + 5?? = 3.5$

$$3?? - ?? = 3$$

$$4 \quad 0.2$$

### Applications

In questions 7 and 8, solve the equation for the unknown variable.

7.

$$4??$$

$$1.0254$$

$$+ ?? - 2??(1.05)^2 = \$1,500$$

$$8. \$2,500(1 + 0.06t) + \$1,000(1 + 0.04t) = \$3,553.62$$

For exercises 9–14, read each question carefully and solve for the unknown variable(s).

- Pamela is cooking a roast for a 5:30 p.m. dinner tonight. She needs to set a delay timer on her oven. The roast takes 1 hour and 40 minutes to cook. The time right now is 2:20 p.m. How long of a delay must she set the oven for (before it automatically turns on and starts to cook the roast)?
- In 2010, 266 million North Americans were using the Internet, which represented a 146.3% increase in Internet users over the year 2000. How many North American Internet users were there in 2000?
- A human resource manager is trying to estimate the cost of a workforce accident. These costs usually consist of direct costs (such as medical bills, equipment damage, and legal expenses) and indirect costs (such as decreased output, production delays, and fines). From past experience, she knows that indirect costs average six times as much as direct costs. If she estimates the cost of an accident to be \$21,000, what is the direct cost of the accident?
- In 2011, Canadian federal tax rates were 0% on the first \$10,527 of gross income earned, 15% on the next \$31,017, 22% on the next \$41,544, 26% on the next \$45,712, and 29% on anything more. If a taxpayer paid \$28,925.35 in federal tax, what was her gross annual income for 2011?
- St. Boniface Hospital raises funds for research through its Mega Lottery program. In this program, 16,000 tickets are available for purchase at a price of one for \$100 or three for \$250. This year, the lottery sold out with sales of

\$1,506,050. To better plan next year's lottery, the marketing manager wants to know how many tickets were purchased under each option this year.

- An accountant is trying to allocate production costs from two different products to their appropriate ledgers. Unfortunately, the production log sheet for last week has gone missing. However, from other documents he was able to figure out that 1,250 units in total were produced last week. The production machinery was run for 2,562.5 minutes, and he knows that Product A takes 1.5 minutes to manufacture while Product B takes 2.75 minutes to manufacture. How many units of each product were produced last week?

## Challenge, Critical Thinking, & Other Applications

- 5

Jacob owns 15,000 shares in a corporation, which represents 2% of all issued shares for the company. He sold  $\frac{2}{5}$  of his

shares to another investor for \$7,800. What is the total value for all of the shares issued by the company?

- Two cellphone companies are offering different rate plans. Rogers is offering \$19.99 per month, which includes a maximum of 200 weekday minutes plus \$0.35 for every minute above the maximum. TELUS is offering \$39.99 for a maximum 300 weekday minutes, but it charges \$0.10 for every minute above the maximum. Above how many minutes would TELUS be the better choice?
- Marianne, William, Hendrick, and Charlotte have all decided to go into business together. They need \$175,000 in initial capital funding. William was able to contribute 20% less than Marianne, Hendrick contributed 62.5% more than William, and Charlotte contributed \$5,000 less than half as much as Marianne. How much did each partner contribute to the initial funds?
- A mall is being constructed and needs to meet the legal requirements for parking availability. Parking laws require one parking stall for every 100 square feet of retail space. The mall is designed to have 1,200,000 square feet of retail space. Of the total parking stalls available, 2% need to be handicap accessible, there need to be three times as many small car spaces as handicap spaces, RV spaces need to be one-quarter of the number of small car spaces, and the rest of the spaces are for regular stalls. How many of each type of parking space does the mall require?
- Simplify the following equation into the format of  $ax + b = c$  and find the root. Verify the solution through substitution.

$$?? \diamond 1 + 0.073 \times \frac{280}{365} \diamond -$$

??

$$74 + \$1,000 = \$2,764.60$$

$$1 + 0.073 \times 365$$

20. Find the roots for the following pairs of equations. Verify the solution through substitution into both equations.



$$3?? + 0.18?? = 12.2398$$

5

$$13??$$

$$-5.13?? -$$

5

$$= -38.4674$$

12.

## : NATURAL LOGARITHMS

---

(How Can I Get That Variable Out of the Exponent?)

Your investment is earning compound interest of 6% per year. You wonder how long it will take to double in value. Answering this question requires you to solve an equation in which the unknown variable is located in the exponent instead of the base position. To find the answer, you need logarithms, which are reviewed in this section and will be applied in Chapters 9 and 11.

### Logarithms

A **logarithm** is defined as the exponent to which a base must be raised to produce a particular power. Although the base can assume any value, two values for the base are most often used.

- **A Base Value of 10.** This is referred to as a **common logarithm**. Thus, if you have  $10^2 = 100$ , then 2 is the common logarithm of 100 and this is written as  $\log_{10}(100) = 2$ , or just  $\log(100) = 2$  (you can assume the 10 if the base is not written). The format for a common logarithm can then be summarized as

$$\log(\text{power}) = \text{exponent}$$

If you have  $10^x = y$ , then  $\log(y) = x$ .

- **A Base Value of  $e$ .** This is referred to as a **natural logarithm**. In mathematics, there is a known constant  $e$ , which is a nonterminating decimal and has an approximate value of  $e = 2.71828182845$ . If you have  $e^3 = 20.085537$ , then 3 is the natural logarithm of 20.085537 and you write this as  $\ln(20.085537) = 3$ . The format for a natural logarithm is then summarized as:

$$\ln(\text{power}) = \text{exponent}$$

If you have  $e^4 = 54.59815$ , then  $\ln(54.59815) = 4$ .

Common logarithms have been used in the past when calculators were not equipped with power functions. However, with the advent of computers and advanced

calculators that have power functions, the natural logarithm is now the most commonly used format. From here on, this textbook focuses on natural logarithms only.

## Properties of Natural Logarithms

Natural logarithms possess six properties:

- **The natural logarithm of 1 is zero.** For example, if 1 is the power and 0 is the exponent, then you have  $e^0 = 1$ . This obeys the laws of exponents discussed in Section 2.4 of this chapter.
- **The natural logarithm of any number greater than 1 is a positive number.** For example, the natural logarithm of 2 is 0.693147, or  $e^{0.693147} = 2$ .
- **The natural logarithm of any number less than 1 is a negative number.** For example, the natural logarithm of

0.5 is  $-0.693147$ , or  $e^{-0.693147} = 0.5$ . Similar to property 1, this obeys the laws of exponents discussed in Section 2.4,

where  $e =$   
 $-0.693147 \quad 1$

$??0.693147$

, always producing a proper fraction.

- **A natural logarithm cannot be less than or equal to zero.** Since  $e$  is a positive number with an exponent, there is no value of the exponent that can produce a power of zero. As well, it is impossible to produce a negative number when the base is positive.

**The natural logarithm of the quotient of two positive numbers is**

$?? \quad ()$

. For example,

\$20,000

$$e^{0.287682} = 1.328$$

??

$$- \ln(1.328)$$

$\ln e$

$$e = \ln(\$20,000) - \ln(\$15,000).$$

\$15,000

$$\ln(1.328) = 9.903487 - 9.615805$$

$$0.287682 = 0.287682$$

- **The natural logarithm of a power of a positive base is**  $\ln(a^b) = b(\ln a)$ . This property allows you to relocate the exponent down into the base. You will apply this property especially in Chapters 9 and 11. Demonstrating this principle,

$$\ln(a^b) = b(\ln a)$$



$$\ln(1.$$

$$056)$$

$$= 6$$

×

$$\ln(1.$$

$$05)$$

$$\ln(1.$$

$$340$$

$$095)$$

$$= 6$$

×

$$0.04$$

$$879$$

$$0$$

$$0.292741 = 0.292741$$



### Important Notes

Applying natural logarithms on your TI BAII Plus calculator requires two steps.

- Input the power.
- With the power still on the display, press the LN key located in the left-hand column of your keypad. The solution on the display is the value of the exponent. If you key in an impossible value for the natural logarithm, an “Error 2” message is displayed on the screen.

If you know the exponent and want to find out the power, remember that  $e^x = \text{power}$ . This is called the anti-log function. Thus, if you know the exponent is 2, then  $e^2 = 7.389056$ . On your calculator, the anti-log can be located on the second shelf directly above the LN button. To access this function, key in the exponent first and then press 2nd ex.

## TOP SECRET

### Paths To Success

You do not have to memorize the mathematical constant value of  $e$ . If you need to recall this value, use an exponent of 1 and access the ex function. Hence,  $e^1 = 2.71828182845$ .



### Give It Some Thought

For each of the following powers, determine if the natural logarithm is positive, negative, zero, or impossible.

- a. 2.3    b. 1    c. 0.45    d. 0.97    e. -2    f. 4.83    g. 0

**Example 2.6A: Applying Natural Logarithms and Properties**

Solve the first two questions using your calculator. For the next two questions, demonstrate the applicable property. a.  $\ln(2.035)$     b.  $\ln(0.3987)$     c.  $\ln \$10,000$     d.  $\ln[(1.035)12]$

$$\left( \begin{array}{l} \$6, \\ 250 \end{array} \right)$$

<b>Plan</b>	You need to apply the properties of natural logarithms.	
<b>Understand</b>	<p>What You Already Know The properties of natural logarithms are known.</p>	<p>How You Will Get There Apply property 2 and key this through your calculator. Apply property 3 and key this through your calculator. c. Apply property 5, <math>\ln \diamond \diamond = \ln(??) - \ln(??)</math> ? ? d. Apply property 6, <math>\ln(??^{??}) = ??(\ln ??)</math></p>

<b>Perform</b>	<p>a. <math>\ln(2.035) = 0.710496</math>                  b. <math>\ln(0.3987) = -0.919546</math>                  c. <math>\ln \\$10,000 \diamond = \ln(\\$10,000) - \ln(\\$6,250)</math>  <math>\diamond</math>  <math>\\$6,250</math>  <math>\ln(1.6) = 9.210340 - 8.740336</math>  <math>0.470004 = 0.470004</math>                  d.  <math>\ln[(1.035)12] =</math>  <math>12 \times \ln(1.035)</math>  <math>\ln(1.511068) =</math>  <math>12 \times 0.034401</math>  <math>0.412817 = 0.412817</math></p>	Calculator Instructions
<b>Present</b>	<p>Organizing your answers into a more common format: a. <math>e^{0.710496} = 2.035</math>                  b. <math>e^{-0.919546} = 0.3987</math></p>	<p><math>\ln \\$10,000 \diamond = 0.470004</math>                  (as proven by the property)  <math>\diamond</math>  <math>\\$6,250</math>  <math>\ln[(1.035)12]</math>  <math>= 0.412817</math> (as proven by the property)</p>



## Section 2.6 Exercises

### Mechanics

Using your financial calculator, evaluate each of the following. Write your answer using the  $ex =$  power format. Round your answers to six decimals.

1.  $\ln(3.9243)$
2.  $\ln(0.7445)$
3.  $\ln(1.83921)$

### Applications

4.  $\ln(13.2746)$
5.  $\ln(0.128555)$

For each of the following, demonstrate the fifth property of natural logarithms, where

$$\ln \diamond$$

??

$$\diamond = \ln(??)$$

$$- \ln(??).$$

6. \$28,500

\$75,000

??

$$\ln \frac{75,000}{19,250}$$

.

$$\ln \frac{75,000}{19,250}$$

$$7. \ln \frac{100,000}{10,000}$$

$$\ln \frac{100,000}{10,000}$$

\$12,255

For each of the following, demonstrate the sixth property of natural logarithms, where  $\ln(x^y) = y(\ln x)$ .

9.  $\ln[(1.02)^{23}]$

10.  $\ln[(1.01275)^{41}]$

11.  $\ln[(1.046)^{34}]$

$$\ln \frac{FV}{PV} = \ln(1 + r)^n$$

Using  $PV$ , substitute the known values and evaluate the expression.



	FV	PV	$i$
12.	\$78,230	\$25,422	0.0225
13.	\$233,120	\$91,450	0.0425
14.	\$18,974	\$8,495	0.02175

### Challenge, Critical Thinking, & Other Applications

Using  $FV = PV(1 + i)^N$ , substitute in the known values and solve for  $N$ .

	FV	PV	$i$
15.	\$18,302.77	\$14,000.00	0.015
16.	\$58,870.20	\$36,880	0.01

## CHAPTER 2 SUMMARY

---

### Key Concepts Summary

#### **Section 2.1: Order of Operations (Proceed in an Orderly Manner)**

- A review of key mathematical operator symbols
- Rules for order of operations are known as BEDMAS

#### **Section 2.2: Fractions, Decimals, and Rounding (Just One Slice of Pie, Please)**

- The language and types of fractions
- Working with equivalent fractions by either solving for an unknown or increasing/reducing the fraction
- Converting any fraction to a decimal format
- Procedures for proper rounding
- The rounding rules that are used throughout this textbook

#### **Section 2.3: Percentages (How Does It All Relate?)**

- Converting decimal numbers to percentages
- Working with percentages in the form of rates, portions, and bases

#### **Section 2.4: Algebraic Expressions (The Pieces of the Puzzle)**

- Learning about the language of algebra
- The rules for manipulating exponents
- The rules of algebra for addition and subtraction
- The rules of algebra for multiplication
- The rules of algebra for division
- What is substitution and how it is performed?

#### **Section 2.5: Linear Equations: Manipulating and Solving (Solving the Puzzle)**

- A review of key concepts about equations
- The procedures required to solve one linear equation for one unknown variable
- The procedures required to solve two linear equations for two unknown variables

### Section 2.6: Natural Logarithms (How Can I Get That Variable Out of the Exponent?)

- A review of the logarithm concept
- The rules and properties of natural logarithms

## The Language of Business Mathematics

**algebraic equation** An equation that takes two algebraic expressions and makes them equal to each other.

**algebraic expression** Indicates the relationship between and mathematical operations that must be conducted on a series of numbers or variables.

**base** The entire amount or quantity of concern.

**BEDMAS** An order of operations acronym standing for **B**rackets, **E**xponents, **D**ivision, **M**ultiplication, **A**ddition, and **S**ubtraction.

**common logarithm** A logarithm with a base value of 10.

**complex fraction** A fraction that has fractions within fractions, combining elements of compound, proper, and/or improper fractions together.

**compound fraction** A fraction that combines an integer with either a proper or improper fraction. **denominator** Any term by which some other term is divided; commonly the number on the bottom of a fraction. **divisor line** The line that separates the numerator and the denominator in a fraction.

**equivalent fractions** Two or more fractions of any type that have the same numerical value upon completion of the division.

**exponent** A mathematical shorthand notation that indicates how many times a quantity is multiplied by itself

**factor** Components of terms that are separated from by multiplication or division signs.

**fraction** A part of a whole.

**improper fraction** A fraction in which the numerator is larger than the denominator. **left side of**

**the equation** The part of an equation that is to the

left of the equal sign. **like terms** Terms that have the same literal coefficient.

**linear equation** An algebraic expression in which the variable has an exponent of 1; when plotted, it will form a straight line.

**literal coefficient** A factor that is a variable.

**logarithm** The exponent to which a base must be raised to produce a particular power.

**monomial** An algebraic expression with only one term.

**natural logarithm** A logarithm with a base value of the mathematical constant  $e$ .

**nomial** The number of terms that appear in an algebraic expression.

**nonlinear equation** An algebraic expression in which the variable has an exponent other than 1; when plotted, it will not form a straight line.

**numerator** Any term into which some other term is being divided; commonly the number on the top in a fraction.

**numerical coefficient** A factor that is numerical. **percentage** A part of a whole expressed in

hundredths. **polynomial** An algebraic expression with two or more terms. **portion** Represents part of a whole or base.

**proper fraction** A fraction in which the numerator is smaller than the denominator.

**rate** Expresses a relationship between a portion and a base.

**right side of the equation** The part of an equation that is to the right of the equal sign.

**root** The value of the unknown variable that will make a linear equation true.

**substitution** Replacing the literal coefficients of an algebraic expression with their numerical values.

**term** In any algebraic expression, the components that are separated by addition and subtraction.

**triangle technique** A memorization technique that displays simple multiplication formulae in the form of a triangle. Anything on the same line is multiplied, and items above or below each other are divided to arrive at various solutions.

## The Formulas You Need to Know

### *Symbols Used*

% = percentage

dec =

any  
 number  
 in  
 decimal  
 format  $\ln$   
 = natural  
 logarithm  
 Rate = the  
 relationship between the  
 portion and base  
 Portion = the part of the  
 whole

Base = the whole quantity

### ***Formulas Introduced***

Base

Formula 2.1 Percentage Conversion:

$\% = \text{dec} \times 100$  (Section 2.2) Formula

2.2 Rate, Portion, Base: Rate =

Portion (Section 2.2)

## Technology

### ***Calculator***

### ***Formatting Instructions***

Buttons Pushed	Calculator Display	What It Means
2nd Format	DEC=2.00	You have opened the Format window to its first setting. DEC tells your calculator how to round the calculations. In business math, it is important to be accurate. Therefore, we will set the calculator to what is called a floating display, which means your calculator will carry all of the decimals and display as many as possible on the screen.
9 Enter	DEC=9.	The floating decimal setting is now in place. Let us proceed.
↓	DEG	This setting has nothing to do with business math and is just left alone. If it does not read DEG, press 2nd Set to toggle it.
↓	US 12-31-1990	Dates can be entered into the calculator. North Americans and Europeans use slightly different formats for dates. Your display is indicating North American format and is acceptable for our purposes. If it does not read US, press 2nd Set to toggle it.
↓	US 1,000	In North America it is common to separate numbers into blocks of 3 using a comma. Europeans do it slightly differently. This setting is acceptable for our purposes. If your display does not read US, press 2nd Set to toggle it.
↓	Chn	There are two ways that calculators can solve equations. This is known as the Chain method, which means that your calculator will simply resolve equations as you punch it in without regard for the rules of BEDMAS. This is not acceptable and needs to be changed.
2nd Set	AOS	AOS stands for Algebraic Operating System. This means that the calculator is now programmed to use BEDMAS in solving equations.
2nd Quit	0.	Back to regular calculator usage.

### *Exponents and Signs*

x2 is used for exponents that are squares. 22 is keyed in as 2 x2.

yx is used for exponents that are not squares. 23 is keyed in as 2 yx 3 =.



Natural  
Logarithm

$\pm$  is used to change the sign of a number. To use, key in the number first and then press the  $\pm$  key.

### ***Memory***

STO     Store

RCL     Recall

0–9     Memory cell numbers (10 in total)

To store a number on the display, press STO # (where # is a memory cell number). To recall a number in the memory, press RCL # (where # is the memory cell where the number is stored).

### ***Natural Logarithms***

The natural logarithm function, LN, is located in the left-most column of your calculator. To use this function, input the power and then press the LN button. The solution displayed is the exponent.

To calculate the power, input the exponent and then press 2nd ex (called the anti-log).

### ***Recognized Mathematical Symbols***

The common mathematical symbols that Excel recognizes are +, −, \* (multiplication), / (division), ^ (exponents), and round brackets.



## Chapter 2 Review Exercises

### Mechanics

0.0725

2♦4

- Solve the following expression: ♦1 + 12♦ − 1
- 37

Convert the following into a decimal format and express it in an appropriate manner: 4 12

- In Canadian five-pin bowling, the maximum score per game is 450. Alexandria just finished bowling a game of 321. What percentage of a perfect score does this represent?
- Simplify the following algebraic expression:  $16^{??}2 - 21^{??3??}2$



7??2??2

- Solve the following equation for  $r$ :  $-2?? - 2.25 = 3.75 - 8??$
- Demonstrate that  $3 \times \ln(2) = \ln(2^3)$ .

### Applications

- Solve the following expression:  $(0.06)(\$1,725)$  ◆

$$\frac{0.0975 \times \$3,225}{1 + 4}$$

- 0.0975  
Evaluate the following: ◆ \$255 ◆

$$\frac{1 - (1 + 0.14)^{-7}}{0.14}$$

$$1 + 4$$

- A 240 mL bottle of an orange drink claims that it is made with real fruit juice. Upon examination of the ingredient list, only 15% of the contents is actually fruit juice. How many millilitres of “other ingredients” are in the bottle?

- On average across all industries, full-time employed Canadians worked 39.5 hours per week. If the typical adult requires eight hours of sleep per day, what percentage of the hours in a single week are left over for personal activities?
- Substitute the given values in the following equation and solve:

$$P = \frac{a}{b(1 + c)^n} - 1$$

where  $a = \$535$ ,  $b = 0.025$ , and  $c = 6$

??

7 3 2 3

3

4 6 5

- Simplify the following algebraic expression:

$$15x^2y^3z^4 \div 9x^2y^3z^4 = 2$$

$$5x^2y^3z^4 = 3x^2y^3z^4$$

- Simplify the following algebraic expression:  $PMT \left[ 1 - (1 + 0.0225)^6(1 + 0.044)^{-6} \right] + PMT \left[ 1 - (1 + 0.0225)^6(1 + 0.044)^{-6} \right] + 1$

+ 1

$$0.044 - 0.0225 \quad 0.044$$

- Housing starts in Winnipeg for the first half of the 2009 year were down 46.733% from 2008, when 1,500 new homes were started. How many housing starts were there in 2009?
- A local baseball team sells tickets with two price zones. Seats behind the plate from first base to third base are priced at

\$20 per ticket. All other seats down the base lines and in the outfield are priced at \$10 per ticket. At last night's game, 5,332 fans were in attendance and total ticket revenue was \$71,750. How many tickets in each zone were sold?

### Challenge, Critical Thinking, & Other Applications

- An industry analyst wants to compare the average salaries of two firms, both to each other and to the industry. Firm A's average salary is 93% of the industry average, Firm B's average salary is \$58,000, and the industry average salary is 96% of Firm B's average salary.
- Determine the industry average salary.
- Determine Firm A's average salary.
- Express Firm B's average salary as a percentage of Firm A's average salary. Round the percentage to two decimals.

$$0.07 \overline{)412}$$

$$\begin{array}{r} \diamond 1 + \diamond \diamond 1 + 2 \diamond \end{array}$$

$$4$$

$$-1 \diamond \diamond -1$$

- Solve the following expression: \$500  $\diamond$

$$0.07$$

$$\diamond 1 + 2 \diamond$$

$$412 \quad \diamond$$

$$-1$$

- 12

14

Francesca operates an online flower delivery business. She learned that in 2012 there were an estimated 324,000 online orders in her region, which represented a <sup>1</sup> increase over the previous year. Her business received 22,350 online orders in 2012, which represented a <sup>3</sup> increase over her previous year. In 2011, what percentage of online orders were placed

with Francesca's business?

- Goodyear Tires just completed a "Buy Three Get One Free" promotion on its ultra-grip SUV tires, regularly priced at

\$249.99 per tire. Over the course of the promotion, 1,405 tires were sold resulting in sales of \$276,238.95. How many tires were sold at the regular price and how many tires were sold at the special promotional price?

- The current price of \$41.99 for a monthly cellphone rate plan is 105% of last year's rate plan. There are currently 34,543 subscribers to the plan, which is 98% of last year. Express the current total revenue as a percentage of last year's total revenue. Round the final answer to one decimal.

## CHAPTER 3: GENERAL BUSINESS MANAGEMENT APPLICATIONS

---

### (Get Your Motor Running)

Basic calculations are so much a part of your everyday life that you could not escape them if you tried. While driving to school, you may hear on the radio that today's forecasted temperature of  $27^{\circ}\text{C}$  is  $3^{\circ}\text{C}$  warmer than the historical average. In the news, consumers complain that gas prices rose 11% in three months. A commercial tells you that the Toyota Prius you are driving uses almost 50% less gas than the Honda Civic Coupe Si. After class you head to Anytime Fitness to cancel a gym membership because you are too busy to work out. You have used only four months of an annual membership for which you paid \$449, and now you want to know how large a prorated refund you are eligible for.

On a daily basis you use basic calculations such as averages (the temperature), percent change (gas prices), ratios and proportions (energy efficiency), and prorating (the membership refund). To invest successfully, you must also apply these basic concepts. Or if you are an avid sports fan, you need basic calculations to understand your favourite players' statistics.

And it's not hard to see how these calculations would be used in the business world. Retail management examines historical average daily sales to predict future sales and to schedule the employees who will service those sales. Human resource managers continually calculate ratios between accounting and performance data to assess how efficiently labour is being used. Managers prorate a company's budget across its various departments.

This chapter covers universal business mathematics you will use whether your chosen business profession is marketing, accounting, production, human resources, economics, finance, or something else altogether. To be a successful manager you need to understand percent changes, averages, ratios, proportions, and prorating.

## Outline of Chapter Topics

3.1: Percent

Change (Are We

Up or Down?)

3.2: Averages

(What Is

Typical?)

3.3: Ratios, Proportions, and Prorating (It Is Only Fair)

- : **Percent Change**

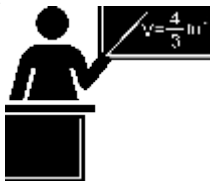
**(Are We Up Or Down?)**

On your way to work, you notice that the price of gasoline is about 10% higher than it was last month. At the office, reports indicate that input costs are down 5.4% and sales are up 3.6% over last year. Your boss asks you to analyze the year-over-year change in industry sales and submit a report. During your coffee break, you look through the day's e-flyers in your inbox. Home Depot is advertising that all garden furniture is 40% off this week; Safeway's ad says that Tuesday is 10% off day; and a *Globe and Mail* story informs you that the cost of living has risen by 3% since last year. You then log in to your financial services account, where you are happy to find that the mutual funds in your RRSP are up 6.7% from last year. What are you going to do with all this information?

Understanding how data changes from one period to the next is a critical business skill. It allows for quick assessment as to whether matters are improving or getting worse. It also allows for easy comparison of changes in different types of data over time. In this section, the concept of *percent change* is explored, which allows for the calculation of change between two points in time. Then a rate of change over time is introduced, which allows you to determine the change per period when multiple points in time are involved in the calculation.

**Percent Change**

It can be difficult to understand a change when it is expressed in absolute terms. Can you tell at a glance how good a deal it is to buy a \$359 futon for \$215.40? It can also be difficult to understand a change when it is expressed as a percentage of its end result. Are you getting a good deal if that \$215.40 futon is 60% of the regular price? What most people do find easier to understand is a change expressed as a percentage of its starting amount. Are you getting a good deal if that \$359 futon is on sale at 40% off? A **percent change** expresses in percentage form how much any quantity changes from a starting period to an ending period.



**The Formula**

To calculate the percent change in a variable, you need to know the starting number and the ending number. Once you know these, Formula 3.1 (on the next page) represents how to express the change as a percentage.

Remember two critical concepts about percent change:

- ***Do Not Include the Original Quantity in the Change.*** Percent change represents the changes in the quantities, not the values of the quantities themselves. The original quantity does not count toward the percent change. Therefore, if any quantity doubles, its percent change is 100%, not 200%. For example, if the old quantity was 25 and the new quantity is 50, note that the quantity has doubled. However, 25 of the final 50 comes from the original amount and therefore does not count toward the change. We subtract it out of the numerator through calculating  $50 - 25 = 25$ . Therefore, the

25

change as a percentage is  $\frac{50 - 25}{25} \times 100 = 100\%$ . The same applies to a tripling of quantity. If our new quantity is 75

25

(which is triple the old quantity of 25), then  $\frac{75 - 25}{25} \times 100 = 200\%$ . The original value of 25 is once again subtracted out of the numerator. The original 100% is always removed from the formula.

- ***Negative Changes.*** A negative change must be expressed with a negative sign or equivalent wording. For example, if the

old quantity was 20 and the new quantity is 15, this is a decrease of 5, or a change of  $15 - 20 = -5$ . The percent change is

20

$\frac{15 - 20}{20} \times 100 = -25\%$ . Be careful in expressing a negative percent change. There are two correct ways to do this properly:


- “The change is  $-25\%$ .”
- “It has decreased by  $25\%$ .”

Note in the second statement that the word “decreased” replaces the negative sign. To avoid confusion, do not combine the negative sign with the word “decreased”—recall that two negatives make a positive, so “It has decreased by  $-25\%$ ” would actually mean the quantity has *increased* by 25%.

3-66



New is New Quantity Value: This is the value that the quantity has become, or the number that you want to compare against a starting point. Formula 3.1 – Percent Change:  $\Delta\% = \frac{\text{New} - \text{Old}}{\text{Old}} \times 100$  is Percent Conversion: Recall from Section 2.3 that you convert a decimal to a percentage by multiplying it by 100. As the language suggests, percent changes are always percentages; therefore, you must include this component in the formula. Old is Old Quantity Value: This is the value that the quantity used to be, or the number that you want all others to be compared against. Notice how the formula is structured: First calculate “New – Old,” the change in the quantity. This is the numerator. Divide the change by “Old” to express the quantity change first as a fraction, then convert it into its decimal format by performing the division.  $\Delta\%$  is Percent Change: The change in the quantity is always expressed in percent format. The  $\Delta$  symbol is a commonly used symbol that represents the word change. Therefore, this algebraic symbol, which matches the BAII Plus calculator key, is read as “change percent.”



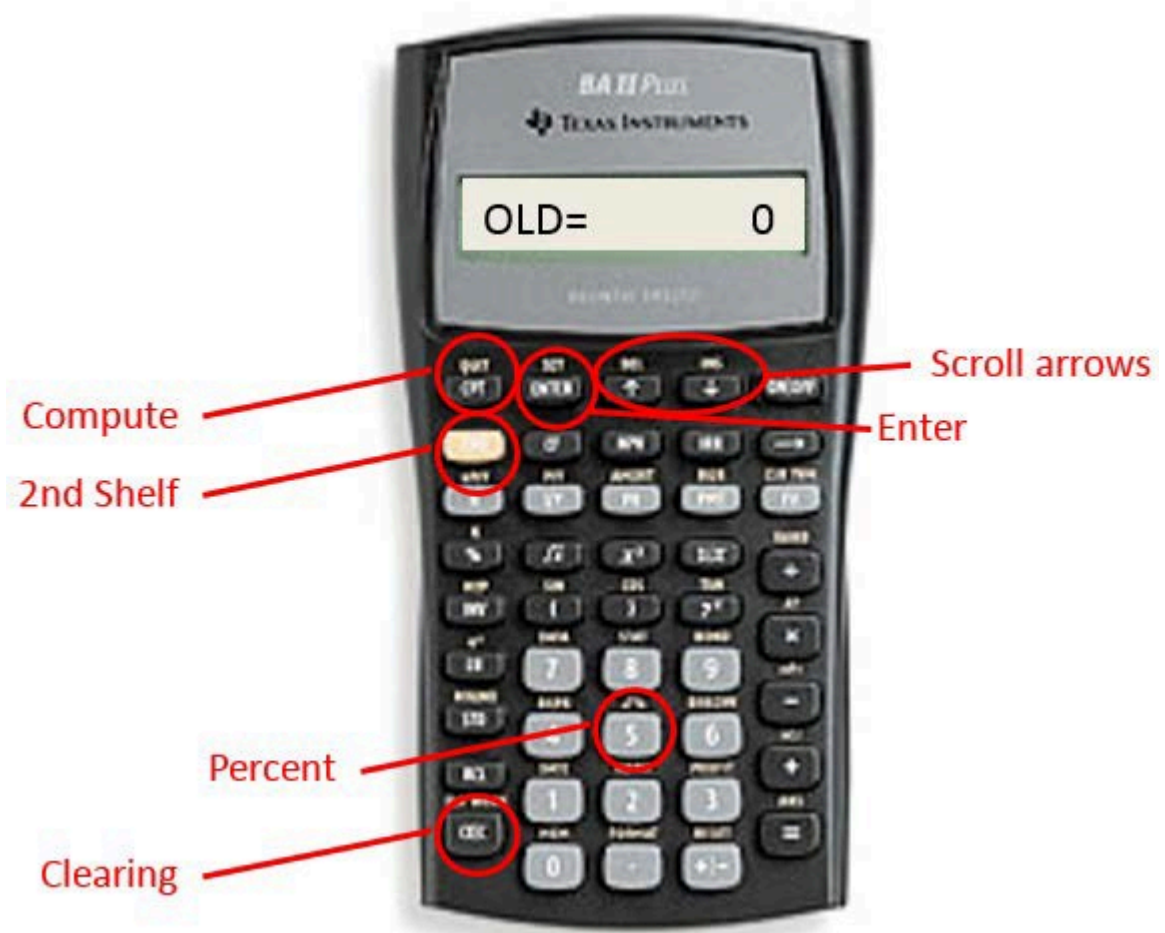
### How It Works

To solve any question about percent change, follow these steps:

**Step 1:** Notice that there are three variables in the formula. Identify the two known variables and the one unknown variable.

**Step 2:** Solve for the unknown variable using Formula 3.1.

Assume last month your sales were \$10,000, and they have risen to \$15,000 this month. You want to express the percent change in sales.



Step 1: The known variables are Old = \$10,000 and New = \$15,000. The unknown variable is percent change, or Δ%.  
 Step 2: Using Formula 3.1,

$$\Delta\% =$$

$$\frac{\$15,000 - \$10,000}{$$

$$\$10,000$$

$$\times 100 =$$

$$\$5,000$$

$$\$10,000$$

× 100

$$= 0.5 \times 100 = 50\%$$

Observe that the change in sales is +\$5,000 month-over-month. Relative to sales of \$10,000 last month, this month's sales have risen by 50%.



### Important Notes

To access the percent change function on your BAII Plus calculator, press 2nd Δ% located above the number 5 on

3-67

Creative Commons License (CC BY-NC-SA) J. OLIVIER

your keypad. Always clear the memory of any previous question by pressing 2nd CLR Work once the function is open. Use the ↑ and ↓ arrows to scroll through the four lines of this function. To solve for an unknown variable, key in three of the four variables and then press Enter. With the unknown variable on your display, press CPT. Each variable in the calculator is as follows:

- OLD = The old or original quantity; the number that represents the starting point
- NEW = The new or current quantity; the number to compare against the starting point
- %CH = The percent change, or Δ% in its percent format without the % sign
- #PD = Number of consecutive periods for change. By default, it is set to 1. For now, do not touch this variable. Later in this section, when we cover rate of change over time, this variable will be explained.



### Things To Watch Out For

Watch out for two common difficulties involving percent changes.

- **Rates versus Percent Changes.** Sometimes you may be confused about whether questions involve rates (Section 2.3) or percent changes. Recall that a *rate* expresses the relationship between a portion and a base. Look for some key identifiers, such as “is/are” (the portion) and “of” (the base). For percent change, key identifiers are “by” or “than.” For example, “ $x$  has increased *by*  $y\%$ ” and “ $x$  is  $y\%$  more *than* last year” both represent a percent change.
- **Mathematical Operations.** You may imagine that you are supposed to add or subtract percent changes, but you cannot do this. Remember that percentages come from fractions. According to the rules of algebra, you can add or subtract fractions only if they share the same base (denominator). For example, if an investment increases in value in the first year by 10% and then declines in the second year by 6%, this is not an overall increase of  $10\% - 6\% = 4\%$ . Why? If you originally had \$100, an increase of 10% (which is  $\$100 \times 10\% = \$10$ ) results in \$110 at the end of the first year. You must calculate the 6% decline in the second year using the \$110 balance, not the original \$100. This is a decline of  $\$110 \times (-6\%) = -\$6.60$ , resulting in a final balance of \$103.40. Overall, the percent change is 3.4%.

## TOP SECRET

### Paths To Success

A percent change extends the rate, portion, and base calculations introduced in Section 2.3. The primary difference lies in the portion. Instead of the portion being a part of a whole, the portion represents the change of the whole. Putting the two formulas side by side, you can calculate the rate using either approach.



Give It Some Thought

Rate =

Portion Base

$$\frac{\text{New} - \text{Old}}{\text{Old}} =$$

- It has been five years since Juan went shopping for a new car. On his first visit to a car lot, he had sticker shock when he realized that new car prices had risen by about 20%. What does this situation involve?
- Percent change
- Rate, portion, base
- Manuel had his home custom built in 2006 for \$300,000. In 2014 he had it professionally appraised at \$440,000. He wants to figure out how much his home has appreciated. How would he do so?
- The 2006 price is the “New,” and the 2014 price is the “Old.”
- The 2006 price is the “Old,” and the 2014 price is the “New.”

Example 3.1A: Price of New Cars in Canada											
In 1982, the average price of a new car sold in Canada was \$10,668. By 2009, the average price of a new car had increased to \$25,683. By what percentage has the price of a new car changed over these years?											
<b>Plan</b>	You are trying to find the percent change in the price of the new car, or $\Delta\%$ .										
<b>Understand</b>	What You Already Know Step 1: You know the old and new prices for the cars: Old = \$10,668      New = \$25,683	How You Will Get There Step 2: Apply Formula 3.1.									
<b>Perform</b>	Step 2: $\Delta\% = \frac{\$25,683 - \$10,668}{\$10,668} \times 100$ $= \frac{\$15,015}{\$10,668} \times 100 = 140.748\%$	Calculator Instructions <table border="1" style="width: 100%; text-align: center;"> <thead> <tr> <th>OLD</th> <th>NEW</th> <th>%CH</th> <th>#PD</th> </tr> </thead> <tbody> <tr> <td>10668</td> <td>25683</td> <td>Answer: 140.748031</td> <td>1</td> </tr> </tbody> </table>		OLD	NEW	%CH	#PD	10668	25683	Answer: 140.748031	1
OLD	NEW	%CH	#PD								
10668	25683	Answer: 140.748031	1								
<b>Present</b>	From 1982 to 2009, average new car prices in Canada have increased by 140.748%.										

**Example 3.1B: Figuring Out a Price after Taxes**

When you purchase a retail item, the tax increases the price of the product. If you buy a \$799.00 Bowflex Classic Home Gym machine in Ontario, it is subject to 13% HST. What amount do you pay for the Bowflex including taxes?

<b>Plan</b>	You are looking for the price of the Bowflex after increasing it by the sales tax. This is a “New” price for the Bowflex.										
<b>Understand</b>	<p>What You Already Know</p> <p>Step 1: You know the original price of the machine and how much to increase it by:</p> <p>Old = \$799.00      Δ% = 13%</p>	<p>How You Will Get There</p> <p>Step 2: Apply Formula 3.1: <math>\Delta\% = \frac{\text{New} - \text{Old}}{\text{Old}} \times 100</math></p>									
<b>Perform</b>	<p>Step 2: <math>13\% = \frac{\text{New} - \\$799}{\\$799} \times 100</math></p> $0.13 = \frac{\text{New} - \$799}{\$799}$ $\$103.87 = \text{New} - \$799$ $\$902.87 = \text{New}$	<p>Calculator Instructions</p> <table border="1"> <thead> <tr> <th>OLD</th> <th>NEW</th> <th>%CH</th> <th>#PD</th> </tr> </thead> <tbody> <tr> <td>799</td> <td>Answer: 902.87</td> <td>13</td> <td>1</td> </tr> </tbody> </table>		OLD	NEW	%CH	#PD	799	Answer: 902.87	13	1
OLD	NEW	%CH	#PD								
799	Answer: 902.87	13	1								
<b>Present</b>	The price of a Bowflex, after increasing the price by the taxes of 13%, is \$902.87.										

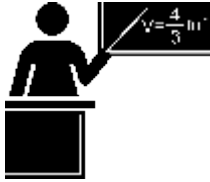
**Example 3.1C: Handling Price Changes**

Consumers often object to price changes in many daily products, even though inflation and other cost changes may justify these increases. Manufacturers adjust both prices and product sizes at the same time. For example, the regular selling price for a bottle of shampoo was \$5.99 and the bottle size was 240 mL. A manufacturer decided to change the price to \$5.79, but also reduce the bottle size to 220 mL. What was the percent change in the price per millilitre?

<b>Plan</b>	You need to find the percent change in the price per millilitre, or $\Delta\%$ .					
<b>Understand</b>	<p>What You Already Know</p> <p>Step 1: You know the old price and bottle size, as well as the planned price and bottle size: Old price = \$5.99      Old size = 240 mL New price = \$5.79      New size = 220 mL</p>	<p>How You Will Get There</p> <p>Step 1 (continued): Convert the price and size to a price per mL. Step 2: Apply Formula 3.1.</p>				
<b>Perform</b>	<p>Step 1: Old price = \$5.99 = \$0.024958 per mL Old size      240 mL New price = \$5.79 = \$0.026318 per mL New size      220 mL Step 2: <math>\Delta\% = \frac{\\$0.026318 - \\$0.024958}{\\$0.024958} \times 100</math> <math>= \frac{\\$0.001359}{\\$0.024958} \times 100 = 5.4485\%</math></p>	<p>Calculator Instructions</p> <table border="1" style="margin-left: auto; margin-right: auto;"> <tr> <td style="text-align: center;">OLD</td> <td style="text-align: center;">NEW</td> </tr> <tr> <td style="text-align: center;"><math>5.99 \div 240 =</math></td> <td style="text-align: center;"><math>5.79 \div 220 =</math></td> </tr> </table>	OLD	NEW	$5.99 \div 240 =$	$5.79 \div 220 =$
OLD	NEW					
$5.99 \div 240 =$	$5.79 \div 220 =$					
<b>Present</b>	The price per mL has increased by 5.4485%. Note that to the consumer, it would appear as if the price of the shampoo had decreased and the bottle size had increased. Consumers would not notice the change in the bottle size.					

## Rate of Change over Time

The percent change measures the change in a variable from start to end overall. It is based on the assumption that only a single change occurs. What happens when the ending number results from multiple changes and you want to know the typical value of each change? For example, the population of the Toronto census metropolitan area (CMA) has grown from 4,263,759 in 1996 to 5,113,149 in 2006. What annual percentage growth in population does this reflect? Notice that we are not interested in calculating the change in population over the 10 years; instead we want to determine the percentage change in *each* of the 10 years. The **rate of change over time** measures the percent change in a variable per time period.



### The Formula

Calculating the rate of change over time is not as simple as dividing the percent change by the number of time periods involved, because you must consider the change for each time period relative to a different starting quantity. For example, in the Toronto census example, the percent change from 1996 to 1997 is based on the original population size of 4,263,759.

However, the percent change from 1997 to 1998 is based on the new population figure for 1997. Thus, even if the same number of people were added to the city in both years, the percent change in the second year is smaller because the population base became larger after the first year. As a result, when you need the percent change per time period, you must use Formula 3.2.

New is New Quantity Value: What the quantity has become.  
 $n$  is Total Number of Periods: The total number of periods reflects the number of periods of change that have occurred between the Old and New quantities.  
 $R$  is Rate of Change per time period: This is a percentage that expresses how the quantity is changing per time period. It recognizes that any change in one period affects the change in the next period.

??

**Formula 3.2 – Rate of Change Over Time:**  $R = \frac{V_2 - V_1}{V_1} \cdot 100$


New Old



–  $1 \times 100$

**Old is Old Quantity Value:** What the quantity used to be.

**$\times 100$  is Percent Conversion:** Rates of change over time are always expressed as percentages.



### How It Works

When you work with any rate of change over time, follow these steps:

**Step 1:** Identify the three known variables and the one unknown variable.

**Step 2:** Solve for the unknown variable using Formula 3.2.



### Important Notes

On your calculator, calculate the rate of change over time using the percent change ( $\Delta\%$ ) function. Previously, we had ignored the #PD variable in the function and it was always assigned a value of 1. In rate of change, this variable is the same as  $n$  in our equation. Therefore, if our question involved 10 changes, such as the annual population change of the Toronto CMA from 1996 to 2006, then this variable is set to 10.

**TOP  
SECRET**

### Paths To Success

You may find it difficult to choose which formula to use: percent change or rate of change over time. To distinguish between the two, consider the following:

- If you are looking for the *overall* rate of change from beginning to end, you need to calculate the percent

change.

- If you are looking for the rate of change *per interval*, you need to calculate the rate of change over time.

Ultimately, the percent change formula is a simplified version of the rate of change over time formula where  $n = 1$ . Thus you can solve any percent change question using Formula 3.2 instead of Formula 3.1.



### Give It Some Thought

For each of the following, distinguish whether you should solve the question by the percent change formula or the rate of change over time formula.

- When Pee wee started five-pin bowling with the Youth Bowling Canada (YBC) in 1997, his average was 53. In 2011, he finished his last year of the YBC with an average of 248. How did his average change from 1997 to 2011?
- A stock was priced at \$4.34 per share in 2006 and reached \$7.15 per share in 2012. What annual return did a shareholder realize?
- In 2004, total sales reached \$1.2 million. By 2010, sales had climbed to \$4.25 million. What is the growth in sales per year?

**Example 3.1D: Population Growth**

Using the Toronto CMA information, where the population grew from 4,263,759 in 1996 to 5,113,149 in 2006, calculate the annual percent growth in the population.

<b>Plan</b>	We need to calculate the percent change per year, which is the rate of change over time, or RoC.										
<b>Understand</b>	<p>What You Already Know</p> <p>Step 1: We know the starting and ending numbers for the population along with the time frame involved.</p> <p>Old = 4,263,759      New = 5,113,149</p> <p><math>n = 2006 - 1996 = 10</math> years</p>	How You Will Get There Step 2: Apply Formula 3.2.									
<b>Perform</b>	<p>Step 2: RoC</p> $= \frac{5,113,149 - 4,263,759}{4,263,759} \times 100$ $= \frac{849,390}{4,263,759} \times 100$ $= 1.99211 - 1 \times 100$ $= (1.018332 - 1) \times 100$ $= 0.018332 \times 100 = 1.8332\%$	<p>Calculator Instructions</p> <table border="1"> <thead> <tr> <th>OLD</th> <th>NEW</th> <th>%CH</th> <th>#PD</th> </tr> </thead> <tbody> <tr> <td>4263759</td> <td>5113149</td> <td>Answer: 1.833244</td> <td>10</td> </tr> </tbody> </table>		OLD	NEW	%CH	#PD	4263759	5113149	Answer: 1.833244	10
OLD	NEW	%CH	#PD								
4263759	5113149	Answer: 1.833244	10								
<b>Present</b>	Over the 10 year span from 1996 to 2006, the CMA of Toronto grew by an average of 1.8332% per year.										

**Example 3.1E: Percent Changes and Rate of Change Together**

Kendra collects hockey cards. In her collection, she has a rookie year Wayne Gretzky card in mint condition. The book value of the card varies depending on demand for the card and its condition. If the estimated book value of the card fell by \$84 in the first year and then rose by \$113 in the second year, determine the following:

What is the percent change in each year if the card is valued at \$1,003.33 at the end of the first year?

Over the course of the two years, what was the overall percent change in the value of the card?

What was the rate of change per year?

**Plan**

We need to provide four answers to the questions and find the percent change in year 1, or  $\Delta\%1$ , then the percent change in year 2, or  $\Delta\%2$ . Using these first two solutions, we calculate both the overall percent change across both years, or  $\Delta\%$ overall, and the rate of change per year, or RoC.

<b>Understand</b>	<p><b>What You Already Know</b>                  Step 1: We know the price of the card at the end of the first year as well as how it has changed each year.                  Price at end of first year = \$1,003.33                   Price change in first year = -\$84                  Price change in second year = \$113</p>	<p><b>How You Will Get There</b>                  Step 2: Calculate the price at the beginning of the first year.                  Step 3: For the percent change in Year 1, apply Formula 3.1: <math>\Delta\%</math> end of the second year.                  Step 5: For the percent change in Year 2, apply Formula 3.1: <math>\Delta\%</math>                  Step 6: For the overall percent change, take the old price at the beginning of the first year and the new price at the end of the second year. Apply Formula 3.1: <math>\Delta\%</math>                  Step 7: Calculate the rate of change over the two years using the prices, but apply Formula 3.2.</p>																				
<b>Perform</b>	<p>Step 2: New = Old + Change;      \$1,003.33 = Old - \$84.00; \$1,087.33 = Old</p> <p>Step 3: <math>\Delta\% = \frac{\\$1,003.33 - \\$1,087.33}{\\$1,087.33} \times 100 = -7.7253\%</math></p> <p>Step 4: New = Old + Change = \$1,003.33 + \$113 = \$1,116.33</p> <p>Step 5: <math>\Delta\% = \frac{\\$1,116.33 - \\$1,003.33}{\\$1,003.33} \times 100 = 11.2625\%</math></p> <p>Step 6: <math>\Delta\% = \frac{\\$1,116.33 - \\$1,087.33}{\\$1,087.33} \times 100 = 2.6671\%</math>                  overall</p> <p>Step 7: <math>RoC = \frac{2 \times \\$1,116.33 - 1 \times \\$1,087.33}{\\$1,087.33} \times 100 = 1.3248\%</math></p>	<p>Calculator Instructions</p> <table border="1" data-bbox="964 1014 1624 1297"> <thead> <tr> <th>Calculation</th> <th>OLD</th> <th>NEW</th> <th></th> </tr> </thead> <tbody> <tr> <td>Year 1</td> <td>1087.33</td> <td>1003.33</td> <td></td> </tr> <tr> <td>Year 2</td> <td>1003.33</td> <td>1116.33</td> <td></td> </tr> <tr> <td>Both Years</td> <td>1087.33</td> <td>1116.33</td> <td></td> </tr> <tr> <td><u>RoC</u></td> <td>1087.33</td> <td>1116.33</td> <td></td> </tr> </tbody> </table>	Calculation	OLD	NEW		Year 1	1087.33	1003.33		Year 2	1003.33	1116.33		Both Years	1087.33	1116.33		<u>RoC</u>	1087.33	1116.33	
Calculation	OLD	NEW																				
Year 1	1087.33	1003.33																				
Year 2	1003.33	1116.33																				
Both Years	1087.33	1116.33																				
<u>RoC</u>	1087.33	1116.33																				
<b>Present</b>	<p>The value of the hockey card dropped 7.7253% in the first year and rose 11.2625% in the second year. The card rose by 2.6671% across both years, which represents a growth of 1.3248% over the two-year period.</p>																					



Section 3.1 Exercises

## Mechanics

For questions 1–3, solve for the unknown (?) using Formula 3.1 (percent change).

	Old	New	$\Delta\%$
1.	\$109.95	\$115.45	?
2.	?	\$622.03	13.25%
3.	5.94%	?	-10%

- If \$9.99 is changed to \$10.49, what is the percent change?
- \$19.99 lowered by 10% is what dollar amount?
- What amount when increased by 40% is \$3,500?
- If 10,000 grows to 20,000 over a period of 10 years, what is the annual rate of change?

## Applications

- How much, including taxes of 12%, would you pay for an item with a retail price of \$194.95?
- From September 8, 2007 to November 7, 2007, the Canadian dollar experienced a rapid appreciation against the US dollar, going from \$0.9482 to \$1.1024. What was the percent increase in the Canadian dollar?
- From 1996 to 2006, the “big three” automakers in North America (General Motors, Ford, and Chrysler) saw their market share drop from 71.5% to 52.7%. What is the overall change and the rate of change per year?
- The average price of homes in Calgary fell by \$10,000 to \$357,000 from June 2009 to July 2009. The June 2009 price was 49% higher than the June 2005 price.
- What was the percent change from June 2009 to July 2009?
- What was the average price of a home in June 2005?
- What was the annual rate of change from June 2005 to June 2009?
- On October 28, 2006, Saskatchewan lowered its provincial sales tax (PST) from 7% to 5%. What percent reduction does this represent?
- A local Superstore sold 21,983 cases of its President’s Choice cola at \$2.50 per case. In the following year,

it sold 19,877 cases at \$2.75 per case.

- What is the percent change in price year-over-year?
- What is the percent change in quantity year-over-year?
- What is the percent change in total revenue year-over-year? (Hint: revenue = price × quantity)
- A bottle of liquid laundry detergent priced at \$16.99 for a 52-load bottle has been changed to \$16.49 for a 48-load bottle. By what percentage has the price per load changed?

### Challenge, Critical Thinking, & Other Applications

- At a boardroom meeting, the sales manager is happy to announce that sales have risen from \$850,000 to \$1,750,000 at a rate of 4.931998% per year. How many years did it take for the sales to reach \$1,750,000?
- The Nova Scotia Pension Agency needs to determine the annual cost of living adjustment (COLA) for the pension payments made to its members. To do this, it averages the consumer price index (CPI) for both the previous fiscal year and the current fiscal year. It then calculates the percent change between the two years to arrive at the COLA. If CPI information is as follows, determine the COLA that the pensioners will receive.

Previous Fiscal Year				Current Fiscal Year			
Nov.	109.2	May	112.1	Nov.	111.9	May	114.6
Dec.	109.4	June	111.9	Dec.	112.0	June	115.4
Jan.	109.4	July	112.0	Jan.	111.8	July	115.8
Feb.	110.2	Aug.	111.7	Feb.	112.2	Aug.	115.6
Mar.	111.1	Sep.	111.9	Mar.	112.6	Sep.	115.7
Apr.	111.6	Oct.	111.6	Apr.	113.5	Oct.	114.5

- During The Bay's warehouse clearance days, it has reduced merchandise by 60%. As a bonus, today is Scratch 'n' Save day, where you can receive up to an additional 25% off the reduced price. If you scratched the maximum of 25% off, how many dollars would you save off an item that is regularly priced at \$275.97? What percent savings does this represent?
- Federal Canadian tax rates for 2010 and 2011 are listed below. For example, you pay no tax on income within the first bracket, 15% on income within the next bracket, and so on. If you earned \$130,000 in each year, by what percentage did your federal tax rate change? In dollars, what was the difference?

2010 Tax Brackets	Taxed at	2011 Tax Brackets
\$0–\$10,382	0%	\$0–\$10,527
\$10,383–\$40,970	15%	\$10,528–\$41,544
\$40,971–\$81,941	22%	\$41,545–\$83,088
\$81,942–\$127,021	26%	\$83,089–\$128,800
\$127,022+	29%	\$128,801+

- Melina is evaluating two colour laser printers for her small business. A Brother model is capable of printing 21 colour pages per minute and operates 162.5% faster than a similar Hewlett-Packard model. She needs to print 15,000 pages for a promotion. How much less time (stated as a percentage) will it take on the Brother model?
- A chocolate bar has been priced at \$1.25 for a 52 gram bar. Due to vending machine restrictions, the manufacturer needs to keep the price the same. To adjust for rising costs, it lowers the weight of the bar to 48 grams.
- By what percentage has the price per gram changed?
- If this plan is implemented over two periods, what rate of change occurs in each period?



15.

## : AVERAGES

---

### (What Is Typical?)

No matter where you go or what you do, averages are everywhere. Let's look at some examples:

- Three-quarters of your student loan is spent. Unfortunately, only half of the first semester has passed, so you resolve to squeeze the most value out of the money that remains. But have you noticed that many grocery products are difficult to compare in terms of value because they are packaged in different sized containers with different price points? For example, one tube of toothpaste sells in a 125 mL size for \$1.99 while a comparable brand sells for \$1.89 for 110 mL. Which is the better deal? A fair comparison requires you to calculate the average price per millilitre.
- Your local transit system charges \$2.25 for an adult fare, \$1.75 for students and seniors, and \$1.25 for children. Is this enough information for you to calculate the average fare, or do you need to know how many riders of each kind there are?
- Five years ago you invested \$8,000 in Roller Coasters Inc. The stock value has changed by 9%, -7%, 13%, 4%, and -2%

over these years, and you wonder what the average annual change is and whether your investment kept up with inflation.

- If you participate in any sport, you have an average of some sort: bowlers have bowling averages; hockey or soccer goalies have a goals against average (GAA); and baseball pitchers have an earned run average (ERA).

Averages generally fall into three categories. This section explores simple, weighted, and geometric averages.

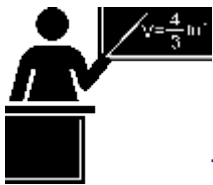
### Simple Averages

An **average** is a single number that represents the middle of a data set. It is commonly interpreted to mean the "typical value." Calculating averages facilitates easier comprehension of and comparison between different data sets, particularly if there is a large amount of data. For example, what if you want to compare year-over-year sales?

One approach would involve taking company sales for each of the 52 weeks in the current year and comparing these with the sales of all 52 weeks from last year. This involves 104 weekly sales figures with 52 points of comparison. From this analysis, could you concisely and confidently determine whether sales are up or down? Probably not. An alternative approach involves comparing last year's average weekly sales against this year's average weekly sales. This involves the direct comparison of only two numbers, and the determination of whether sales are up or down is very clear.

In a **simple average**, all individual data share the same level of importance in determining the typical value. Each individual data point also has the same frequency, meaning that no one piece of data occurs more frequently than another. Also, the data do not represent a percent change. To calculate a simple average, you require two components:

- The data itself—you need the value for each piece of data.
- The quantity of data—you need to know how many pieces of data are involved (the count), or the total quantity used in the calculation.



### The Formula

**Formula 3.3 – Simple Average:**  $SAvg = \frac{\sum x}{n}$  **x is Any Piece of Data:** In mathematics this symbol is used to represent an individual piece of data. **n is Total Quantity:** This is the physical total count of the number of pieces of data or the total quantity being used in the average calculation. In business, the symbol n is a common standard for representing counts. **SAvg is Simple Average:** A simple average for a data set in which all data has the same level of importance and the same frequency.  **$\Sigma$  is Summation:** This symbol is known as the Greek capital letter sigma. In mathematics it denotes that all values written after it (to the right) are summed.

As expressed in Formula 3.3, you calculate a simple average by adding together all of the pieces of data then taking that total and dividing it by the quantity.



### How It Works

The steps required to calculate a simple average are as follows:

**Step 1:** Sum every piece of data.

**Step 2:** Determine the total quantity involved.

**Step 3:** Calculate the simple average using Formula 3.3.

Assume you want to calculate an average on three pieces of data: 95, 108, and 97. Note that the data are equally important and each appears only once, thus having the same frequency. You require a simple average.

Step 1:  $\Sigma x = 95 + 108 + 97 = 300$ .

Step 2: There are three pieces of data, or  $n = 3$ .

3

Step 3: Apply Formula 3.3:  $SAvg = \frac{300}{3} = 100$ . The simple average of the data set is 100.



### Important Notes

Although mentioned earlier, it is critical to stress that a simple average is calculated only when all of the following conditions are met:

- All of the data shares the same level of importance toward the calculation.
- All of the data appear the same number of times.
- The data does not represent percent changes or a series of numbers intended to be multiplied with each other.

If any of these three conditions are not met, then either a weighted or geometric average is used depending on which of the above criteria failed. We discuss this later when each average is introduced.



### Give It Some Thought

It is critical to recognize if you have potentially made any errors in calculating a simple average. Review the following situations and, without making any calculations, determine the best answer.

- The simple average of 15, 30, 40, and 45 is:
- lower than 20.
- between 20 and 40, inclusive.
- higher than 40.
- If the simple average of three pieces of data is 20, which of the following data do not belong in the data set? Data set: 10, 20, 30, 40
- 10
- 20
- 30
- 40

Month2013

Sales2014

SalesJanuary\$413,200\$455,875February\$328,987\$334,582March\$350,003\$312,777

**Example 3.2A: Comparing Average Sales**

First quarter sales for Buzz Electronics are as indicated in the table below.

Martha needs to prepare a report for the board of directors comparing year-over-year quarterly performance. To do this, she needs you to do the following:

Calculate the average sales in the quarter for each year.

Express the 2014 sales as a percentage of the 2013 sales, rounding your answer to two decimals.

<b>Plan</b>	You need to calculate a simple average, or SAvg, for the first quarter in each of 2013 and 2014. Then convert the numbers into a percentage.																
<b>Understand</b>	<p>What You Already Know</p> <p>You know the three quarters annually:</p> <p>2013: <math>x_1 =</math> \$413,200      <math>x_2 =</math> \$328,986      <math>x_3 =</math>                     \$350,003</p> <p>2014: <math>x_1 =</math> \$455,876      <math>x_2 =</math> \$334,582      <math>x_3 =</math>                     \$312,777</p>	<p>How You Will Get There</p> <p>For each year, perform steps 1 to 3:</p> <p>Step 1: Sum the data. Step 2: Count the total quantity of data involved. Step 3: Calculate the simple average using Formula 3.3. Step 4: To calculate the rate expressed as a percentage, apply Formula 2.2 from Chapter 2, Rate = Portion , treating the 2013 average sales as the base (note the key word “of” in the question) and the 2014 sales as the portion. Round to two decimals.</p>															
<b>Perform</b>	<table border="1"> <thead> <tr> <th>Step</th> <th>Year 2013</th> <th>Year 2014</th> </tr> </thead> <tbody> <tr> <td>1.</td> <td> <math display="block">\begin{aligned} \Sigma x &amp;= \\$413,200 \\ &amp;+ \\$328,986 + \\ &amp; \\$350,003 \\ &amp;= \\ &amp; \\$1,092,189 \end{aligned}</math> </td> <td> <math display="block">\begin{aligned} \Sigma x &amp;= \\$455,876 + \\$334,582 + \\$312,777 \\ &amp;= \\$1,103,235 \end{aligned}</math> </td> </tr> <tr> <td>2.</td> <td><math>n = 3</math></td> <td><math>n = 3</math></td> </tr> <tr> <td>3.</td> <td> <math display="block">\begin{aligned} \text{SAvg} &amp;= \\ \\$1,092,189 &amp;= \\ \\$364,063 &amp; \end{aligned}</math> </td> <td> <math display="block">\begin{aligned} \text{SAvg} &amp;= \\$1,103,235 = \\$367,745 \\ &amp; \quad \quad \quad 3 \end{aligned}</math> </td> </tr> <tr> <td>4.</td> <td colspan="2"> <p>Step 4: % = <math>\\$367,745 \times 100 = 101.01\%</math> \$364,063</p> </td> </tr> </tbody> </table>	Step	Year 2013	Year 2014	1.	$\begin{aligned} \Sigma x &= \$413,200 \\ &+ \$328,986 + \\ & \$350,003 \\ &= \\ & \$1,092,189 \end{aligned}$	$\begin{aligned} \Sigma x &= \$455,876 + \$334,582 + \$312,777 \\ &= \$1,103,235 \end{aligned}$	2.	$n = 3$	$n = 3$	3.	$\begin{aligned} \text{SAvg} &= \\ \$1,092,189 &= \\ \$364,063 & \end{aligned}$	$\begin{aligned} \text{SAvg} &= \$1,103,235 = \$367,745 \\ & \quad \quad \quad 3 \end{aligned}$	4.	<p>Step 4: % = <math>\\$367,745 \times 100 = 101.01\%</math> \$364,063</p>		
Step	Year 2013	Year 2014															
1.	$\begin{aligned} \Sigma x &= \$413,200 \\ &+ \$328,986 + \\ & \$350,003 \\ &= \\ & \$1,092,189 \end{aligned}$	$\begin{aligned} \Sigma x &= \$455,876 + \$334,582 + \$312,777 \\ &= \$1,103,235 \end{aligned}$															
2.	$n = 3$	$n = 3$															
3.	$\begin{aligned} \text{SAvg} &= \\ \$1,092,189 &= \\ \$364,063 & \end{aligned}$	$\begin{aligned} \text{SAvg} &= \$1,103,235 = \$367,745 \\ & \quad \quad \quad 3 \end{aligned}$															
4.	<p>Step 4: % = <math>\\$367,745 \times 100 = 101.01\%</math> \$364,063</p>																
<b>Present</b>	The average monthly sales in 2013 were \$364,063 compared to sales in 2014 of \$367,745. This means that 2014 sales are 101.01% of 2013 sales.																

## Weighted Averages

Have you considered how your grade point average (GPA) is calculated? Your business program requires the successful completion of many courses. Your grades in each course combine to determine your GPA; however, not every course necessarily has the same level of importance as measured by your course credits.

Perhaps your math course takes one hour daily while your communications course is only delivered in one-hour sessions three times per week. Consequently, the college assigns the math course five credit hours and the communications course three credit hours. If you want an average, these different credit hours mean that the two courses do not share the same level of importance, and therefore a simple average cannot be calculated.

In a **weighted average**, not all pieces of data share the same level of importance or they do not occur with the same frequency. The data cannot represent a percent change or a series of numbers intended to be multiplied with each other. To calculate a weighted average, you require two components:

- The data itself—you need the value for each piece of data.
- The weight of the data—you need to know how important each piece of data is to the average. This is either an assigned value or a reflection of the number of times each piece of data occurs (the frequency).




### The Formula

As expressed in Formula 3.4, calculate a weighted average by adding the products of the weights and data for the entire data set and then dividing this total by the total of the weights.

Formula 3.4 – Weighted Average:  $WAvg = \frac{\sum w_i x_i}{\sum w_i}$   $w_i$  is Any Piece of Data: In mathematics this symbol is used to represent an individual piece of data.  $w$  is Weighting Factor: A number that represents the level of importance for each piece of data in a particular data set. It is either predetermined or reflective of the

frequency for the data.  $\Sigma$  is Summation: This symbol is known as the Greek capital letter sigma. In mathematics it denotes that all values written after it (to the right) are summed. WAvg is Weighted Average: An average for a data set where the data points may not all have the same level of importance or they may occur at different frequencies.



### How It Works

The steps required to calculate a weighted average are:

**Step 1:** Sum every piece of data multiplied by its associated weight.

**Step 2:** Sum the total weight.

**Step 3:** Calculate the weighted average using Formula 3.4.

Let's stay with the illustration of the math and communications courses and your GPA. Assume that these are the only two courses you are taking. You finish the math course with an A, translating into a grade point of 4.0. In the communications course, your C+ translates into a 2.5 grade point. These courses have five and three credit hours, respectively. Since they are not equally important, you use a weighted average.

Step 1: In the numerator, sum the products of each course's credit hours (the weight) and your grade point (the data). This means (math credit hours  $\times$  math grade point) + (communications credit hours  $\times$  communications grade point). Numerically, this is  $\Sigma wx = (5 \times 4) + (3 \times 2.5) = 27.5$ .

Step 2: In the denominator, sum the weights. These are the credit hours. You have  $\Sigma w = 5 + 3 = 8$ . Step 3: Apply Formula 3.4 to calculate your GPA.

$$\text{WAvg} = \frac{27.5}{8} = 3.44 \text{ (GPAs have two decimals).}$$

Note that your GPA is higher than if you had just calculated a simple average of  $\frac{4 + 2.5}{2} = 3.25$ . This happens because your math course, in which you scored a higher grade, was more important in the calculation.



## Things To Watch Out For

The most common error in weighted averages is to confuse the data with the weight. If you have the two backwards, your numerator is still correct; however, your denominator is incorrect. To distinguish the data from the weight, notice that the data forms a part of the question. In the above example, you were looking to calculate your *grade point* average; therefore, grade point is the data. The other information, the credit hours, must be the weight.

Course	Grade	Credit	Hours	Economics	100B	4	Math	100A	5	Marketing	100B	3	Communications
100C	4	Computing	100A	3	Accounting	100D	4						
Grade	Grade	Point	Grade	Grade	Point	A	+4.5	C	+2.5	A	4.0	C	2.0
B	+3.5	D	1.0	B	3.0	F	0.0						

**TOP  
SECRET**

## Paths To Success

The formula used for calculating a simple average is a simplification of the weighted average formula. In a simple average, every piece of data is equally important. Therefore, you assign a value of 1 to the weight for each piece of data. Since any number multiplied by 1 is the same number, the simple average formula omits the weighting in the numerator as it would have produced unnecessary calculations. In the denominator, the sum of the weights of 1 is no different from counting the total number of pieces of data. In essence, you can use a weighted average formula to solve simple averages.



### Give It Some Thought

In each of the following, determine which information is the data and which is the weight.

- Rafiki operates a lemonade stand during his garage sale today. He has sold 13 small drinks for \$0.50, 29 medium drinks for \$0.90, and 21 large drinks for \$1.25. What is the average price of the lemonade sold?
- Natalie received the results of a market research study. In the study, respondents identified how many



times per week they purchased a bottle of Coca-Cola. Calculate the average number of purchases made per week.

Purchases per Week	# of People
1	302
2	167
3	488
4	256

### Example 3.2B: Calculating Your Weighted Grade Point Average

A mark transcript received by a student at a local college. The chart shows how the grade translates into a grade point.

Calculate the student's grade point average (GPA). Round your final answer to two decimals.

#### Plan

The courses do not carry equal weights as they have different credit hours. Therefore, to calculate the GPA you must find a weighted average, or WAvg.

#### Understand

##### What You Already Know

Since the question asked for the grade point average, the grade points for each course are the data, or  $x$ . The corresponding credit hours are the weights, or  $w$ .

##### How You Will Get There

You need to convert the grade for each course into a grade point using the secondary table. Then perform the following steps:

Step 1: Sum every piece of data multiplied by its associated weight.

Step 2: Sum the total weight.

Step 3: Calculate the weighted average using Formula 3.4.

<b>Perform</b>	<p>Convert the grades:</p> <table border="1"> <thead> <tr> <th>Course</th> <th>Grade</th> <th>Grade Point</th> <th>Credit Hours</th> </tr> </thead> <tbody> <tr> <td>Economics 100</td> <td>B</td> <td>3.0</td> <td>4</td> </tr> <tr> <td>Math 100</td> <td>A</td> <td>4.0</td> <td>5</td> </tr> <tr> <td>Marketing 100</td> <td>B+</td> <td>3.5</td> <td>3</td> </tr> <tr> <td>Communications 100</td> <td>C</td> <td>2.0</td> <td>4</td> </tr> <tr> <td>Computing 100</td> <td>A+</td> <td>4.5</td> <td>3</td> </tr> <tr> <td>Accounting 100</td> <td>D</td> <td>1.0</td> <td>4</td> </tr> </tbody> </table> <p>Step 1: <math>\Sigma \text{???} = (4 \times 3.0) + (5 \times 4.0) + (3 \times 3.5) + (4 \times 2.0) + (3 \times 4.5) + (4 \times 1.0) = 68</math></p> <p>Step 2: <math>\Sigma ?? = 4 + 5 + 3 + 4 + 3 + 4 = 23</math></p> <p>Step 3: <math>\text{WAvg} = \frac{68}{23} = 2.96</math></p>	Course	Grade	Grade Point	Credit Hours	Economics 100	B	3.0	4	Math 100	A	4.0	5	Marketing 100	B+	3.5	3	Communications 100	C	2.0	4	Computing 100	A+	4.5	3	Accounting 100	D	1.0	4
Course	Grade	Grade Point	Credit Hours																										
Economics 100	B	3.0	4																										
Math 100	A	4.0	5																										
Marketing 100	B+	3.5	3																										
Communications 100	C	2.0	4																										
Computing 100	A+	4.5	3																										
Accounting 100	D	1.0	4																										
<b>Present</b>	<p>The student's GPA is 2.96. Note that math contributed substantially (almost one-third) to the student's grade point because this course was weighted heavily and the student performed well.</p>																												

**Example 3.2C: Weighted Average Loan Balance**

Angelika started the month of March owing \$20,000 on her home equity line of credit (HELOC). She made a payment of

\$5,000 on the fifth, borrowed \$15,000 on the nineteenth, and made another payment of \$5,000 on the twenty-sixth. Using each day's closing balance for your calculations, what was the average balance in the HELOC for the month of March?

**Plan**

The balance owing in Angelika's HELOC is not equal across all days in March. Some balances were carried for more days than others. This means you will need to use the weighted average technique and find WAvg.

**Understand**

What You Already Know  
You know the following:

Dates	Number of Days ( $w$ )	Balance in HELOC ( $x$ )
March 1–March 4	4	\$20,000
March 5–March 18	14	\$20,000 – \$5,000 = \$15,000
March 19–March 25	7	\$15,000 + \$15,000 = \$30,000
March 26–March 31	6	\$30,000 – \$5,000 = \$25,000

How You Will Get There

Step 1: Sum every piece of data multiplied by its associated weight.  
Step 2: Sum the total weight.  
Step 3: Calculate the weighted average using Formula 3.4.

**Perform**

Step 1:  $\Sigma w \cdot x = (4 \times \$20,000) + (14 \times \$15,000) + (7 \times \$30,000) + (6 \times \$25,000) = \$650,000$   
Step 2:  $\Sigma w = 4 + 14 + 7 + 6 = 31$   
Step 3:  $WAvg = \frac{\$650,000}{31} = \$20,967.74$

**Present**

Over the entire month of March, the average balance owing in the HELOC was \$20,967.74. Note that the balance with the largest weight (March 5 to March 18) and the largest balance owing (March 19 to March 25) account for almost two-thirds of the calculated average.

## Geometric Averages

2

How do you average a percent change? If sales increase 100% this year and decrease 50% next year, is the average change in sales an increase of  $(100\% - 50\%) = 25\%$  per year? The answer is clearly “no.” If sales last year were \$100 and they increased by 100%, that results in a \$100 increase. The total sales are now \$200. If sales then decreased by 50%, you have a \$100 decrease. The total sales are now \$100 once again. In other words, you started with \$100 and finished with \$100. That is

an average change of nothing, or 0% per year! Notice that the second percent change is, in fact, multiplied by the result of the

first percent change. A **geometric average** finds the typical value for a set of numbers that are meant to be multiplied together or are exponential in nature.



### The Formula

In business mathematics, you most commonly use a geometric average to average a series of percent changes. Formula 3.5 is specifically written to address this situation.

$\times 100$  is Percent Conversion: Because you are averaging percent changes, convert the final result from decimal form into a percentage.  
 $\Delta\%$  is Percent Change: The value of each percent change in the series from which the average is calculated. You need to express the percent changes in decimal format.  
 $n$  is Total Quantity: The physical total count of how many percent changes are involved in the calculation.

**GAvg is Geometric Average:** The average of a series of percent changes expressed in percent format. Every percent change involved in the calculation requires an additional (1


+  $\Delta\%$ ) to be multiplied under the radical. The formula accommodates as many percent changes as needed.

**Formula 3.5 – Geometric Average:**  $GAvg = \sqrt[n]{(1 + \Delta\%_1) \times (1 + \Delta\%_2) \times \dots \times (1 + \Delta\%_n)}$

$$\dots \times (1 + \Delta\%)$$

$$\dots - 1 \times 100$$

1    2    ??



### How It Works

To calculate a geometric average follow these steps:

**Step 1:** Identify the series of percent changes to be multiplied.

**Step 2:** Count the total number of percent changes involved in the calculation.

**Step 3:** Calculate the geometric average using Formula 3.5.

Let's use the sales data presented above, according to which sales increase 100% in the first year and decrease 50% in the second year. What is the average percent change per year?

Step 1: The changes are  $\Delta\%1 = +100\%$  and  $\Delta\%2 = -50\%$ . Step

2: Two changes are involved, or

$$n = 2.$$

Step 3: Apply Formula 3.5:

$$\begin{aligned} \text{GAvg} &= \sqrt[2]{(1 + 100\%) \times (1 - 50\%) - 1} \times 100 \\ &= \sqrt[2]{2 \times 0.5 - 1} \times 100 = \sqrt[2]{1 - 1} \times 100 = 0 \times 100 = 0\% \end{aligned}$$

The average percent change per year is 0% because an increase of 100% and a decrease of 50% cancel each other out.



### Important Notes

A critical requirement of the geometric average formula is that every  $(1 + \Delta\%)$  expression must result in a number that is positive. This means that the  $\Delta\%$  cannot be a value less than  $-100\%$  else Formula 3.5 cannot be used.

**TOP  
SECRET**

### Paths To Success

An interesting characteristic of the geometric average is that it will always produce a number that is either smaller than (closer to zero) or equal to the simple average. In the example, the simple average of  $+100\%$  and  $-50\%$  is 25%, and the geometric average is 0%. This characteristic can be used as an error check when you perform these types of calculations.



### Give It Some Thought

For the first three questions, determine whether you should calculate a simple, weighted, or geometric average.

- Randall bowled 213, 245, and 187 in his Thursday night bowling league and wants to know his average.
- Cindy invested in a stock that increased in value annually by 5%, 6%, 3%, and 5%. She wants to know her average increase.
- A retail store sold 150 bicycles at the regular price of \$300 and 50 bicycles at a sale price of \$200. The

manager wants to know the average selling price.

- Gonzalez has calculated a simple average of 50% and a geometric average of 60%. He believes his numbers are correct. What do you think?

<b>Example 3.2D: How Are Sales Changing?</b>			
From 2006 to 2010, WestJet's year-over-year annual revenues changed by +21.47%, +19.89%, -10.55%, and +14.38%. This reflects growth from sales of \$1.751 billion in 2006 to \$2.609 billion in 2010. <sup>1</sup> What is the average percent growth in revenue for WestJet during this time frame?			
<b>Plan</b>	Note that these numbers reflect percent changes in revenue. Year-over-year changes are multiplied together, so you would calculate a geometric average, or GAvg.		
<b>Understand</b>	<table border="0" style="width: 100%;"> <tr> <td style="width: 50%;"> <b>What You Already Know</b>            Step 1: You know the four percent changes:  <math>\Delta\%1 = 21.47\%</math>    <math>\Delta\%2 = 19.89\%</math>  <math>\Delta\%3 = -10.55\%</math>    <math>\Delta\%4 = 14.38\%</math>            Step 2: Four changes are involved, or <math>n = 4</math>.         </td> <td style="width: 50%;"> <b>How You Will Get There</b>            Step 3: Express the percent changes in decimal format and substitute into Formula 3.5.         </td> </tr> </table>	<b>What You Already Know</b> Step 1: You know the four percent changes: $\Delta\%1 = 21.47\%$ $\Delta\%2 = 19.89\%$ $\Delta\%3 = -10.55\%$ $\Delta\%4 = 14.38\%$ Step 2: Four changes are involved, or $n = 4$ .	<b>How You Will Get There</b> Step 3: Express the percent changes in decimal format and substitute into Formula 3.5.
<b>What You Already Know</b> Step 1: You know the four percent changes: $\Delta\%1 = 21.47\%$ $\Delta\%2 = 19.89\%$ $\Delta\%3 = -10.55\%$ $\Delta\%4 = 14.38\%$ Step 2: Four changes are involved, or $n = 4$ .	<b>How You Will Get There</b> Step 3: Express the percent changes in decimal format and substitute into Formula 3.5.		
<b>Perform</b>	Step 3: $GAvg = \sqrt[4]{(1 + 0.2147) \times (1 + 0.1989) \times (1 - 0.1055) \times (1 + 0.1438)} - 1 \times 100 = 10.483\%$		
<b>Present</b>	On average, WestJet revenues have grown 10.483% each year from 2006 to 2010.		

<sup>1</sup> WestJet, *WestJet Fact Sheet*, [www.westjet.com/pdf/investorMedia/investorFactSheet.pdf](http://www.westjet.com/pdf/investorMedia/investorFactSheet.pdf) (accessed May 10, 2011).



## Section 3.2 Exercises

### Mechanics

Calculate a simple average for questions 1 and 2.

	Data
1.	8, 17, 6, 33, 15, 12, 13, 16
2.	\$1,500 \$2,000      \$1,750      \$1,435      \$2,210

Calculate a weighted average for questions 3 and 4.

3.    4      4      4      4      12      12      12      12      12      12      12      15  
 15

	Data	\$3,600	\$3,300	\$3,800	\$2,800	\$5,800
4.	Weight	2	5	3	6	4

Calculate a geometric average for exercises 5 and 6. Round all percentages to four decimals.

- 
5. 5.4% 8.7%      6.3%
6. 10% ?4%    17% ?10%
-



## Applications

- If a 298 mL can of soup costs \$2.39, what is the average price per millilitre?
- Kerry participated in a fundraiser for the Children’s Wish Foundation yesterday. She sold 115 pins for \$3 each, 214 ribbons for \$4 each, 85 coffee mugs for \$7 each, and 347 baseball hats for \$9 each. Calculate the average amount Kerry raised per item.
- Stephanie’s mutual funds have had yearly changes of 9.63%, ?2.45%, and 8.5%. Calculate the annual average change in her investment.
- In determining the hourly wages of its employees, a company uses a weighted system that factors in local, regional, and national competitor wages. Local wages are considered most important and have been assigned a weight of 5. Regional and national wages are not as important and have been assigned weights of 3 and 2, respectively. If the hourly wages for local, regional, and national competitors are \$16.35, \$15.85, and \$14.75, what hourly wage does the company pay?
- Canadian Tire is having an end-of-season sale on barbecues, and only four floor models remain, priced at \$299.97,

\$345.49, \$188.88, and \$424.97. What is the average price for the barbecues?

- Calculate the grade point average (GPA) for the following student. Round your answer to two decimals.

Course	Grade	Credit Hours	Grade	Grade Point	Grade	Grade Point
Economics 100	D	5	A+	4.5	C+	2.5
Math 100	B	3	A	4.0	C	2.0
Marketing 100	C	4	B+	3.5	D	1.0
Communications 100	A	2	B	3.0	F	0.0
Computing 100	A+	3				
Accounting 100	B+	4				

- An accountant needs to report the annual average age (the length of time) of accounts receivable (AR) for her corporation. This requires averaging the monthly AR averages, which are listed below. Calculate the annual AR average.

Month	Monthly AR Average	Month	Monthly AR Average	Month	Monthly AR Average
January	\$45,000	May	\$145,000	September	\$185,000

February	\$70,000	June	\$180,000	October	\$93,000
March	\$85,000	July	\$260,000	November	\$60,000
April	\$97,000	August	\$230,000	December	\$50,000

- From January 2007 to January 2011, the annual rate of inflation has been 2.194%, 1.073%, 1.858%, and 2.346%. Calculate the average rate of inflation during this period.

### Challenge, Critical Thinking, & Other Applications

- Gabrielle is famous for her trail mix recipe. By weight, the recipe calls for 50% pretzels, 30% Cheerios, and 20% peanuts. She wants to make a 2 kg container of her mix. If pretzels cost \$9.99/kg, Cheerios cost \$6.99/kg, and peanuts cost

\$4.95/kg, what is the average cost per 100 g rounded to four decimals?

- Caruso is the marketing manager for a local John Deere franchise. He needs to compare his average farm equipment sales against his local Case IH competitor's sales. In the past three months, his franchise has sold six \$375,000 combines, eighteen \$210,000 tractors, and fifteen \$120,000 air seeders. His sales force estimates that the Case IH dealer has sold four \$320,000 combines, twenty-four \$225,000 tractors, and eleven \$98,000 air seeders. Express the Case IH dealer's average sales as a percentage of the John Deere dealer's average sales.
- You are shopping for shampoo and consider two brands. Pert is sold in a bundle package of two 940 mL bottles plus a bonus bottle of 400 mL for \$13.49. Head & Shoulders is sold in a bulk package of three 470 mL bottles plus a bonus bottle of 280 mL for \$11.29.
- Which package offers the best value?

- If the Head & Shoulders increases its package size to match Pert at the same price per mL, how much money do you save by choosing the lowest priced package?
- The following are annual net profits (in millions of dollars) over the past four years for three divisions of Randy's Wholesale:

Cosmetics: \$4.5,  
\$5.5, \$5.65, \$5.9

Pharmaceutical:  
\$15.4, \$17.6,  
\$18.5, \$19.9

Grocery: \$7.8,  
\$6.7, \$9.87,  
\$10.75

Rank the three divisions from best performing to worst performing based on average annual percent change.

- You are shopping for a Nintendo Wii gaming console and visit [www.shop.com](http://www.shop.com), which finds online sellers and lists their prices for comparison. Based on the following list, what is the average price for a gaming console (rounded to two decimals)?

NothingButSoftware.com	\$274.99
eComElectronics	\$241.79
NextDayPC	\$241.00
Ecost.com	\$249.99
Amazon	\$169.99
eBay	\$165.00
Buy.com	\$199.99
HSN	\$299.95
Gizmos for Life	\$252.90
Toys 'R' Us	\$169.99
Best Buy	\$169.99
The Bay	\$172.69
Walmart	\$169.00

- Juanita receives her investment statement from her financial adviser at Great-West Life. Based on the information below, what is Juanita's average rate of return on her investments?

<b>Investment Fund</b>	<b>Proportion of Entire Portfolio Invested in Fund</b>	<b>Fund Rate of Return</b>
Real Estate	0.176	8.5%
Equity Index	0.073	36.2%
Mid Cap Canada	0.100	-1.5%
Canadian Equity	0.169	8.3%
US Equity	0.099	-4.7%
US Mid Cap	0.091	-5.7%
North American Opportunity	0.063	2.5%
American Growth	0.075	-5.8%
Growth Equity	0.085	26.4%
International Equity	0.069	-6.7%

16.

## : RATIOS, PROPORTIONS, AND PRORATING

---

17.

## CHAPTER 3 SUMMARY

---

## CHAPTER 4: HUMAN RESOURCES AND ECONOMIC APPLICATIONS

---

### (It's All about the People)

Has your employer paid you all that you have earned? While this problem is difficult to track, the Canadian Payroll Association estimates the frequency of payroll errors to be 5.7%.<sup>1</sup> Studies in the United States have found that 33% of employers have made some form of payroll mistake, whether in the calculation of pay or in deductions.<sup>2</sup> This means that you must always check your paycheque to ensure that you receive the correct amount of pay. If you are overpaid, you are not entitled to keep the overage and must reimburse your employer. If you are underpaid, your employer owes you money.

We all work to earn enough income to cover our expenses, such as mortgages, car payments, and recreational activities. There are many ways to earn that income, ranging from straight salaries and hourly wages to commission rates and piecework wages. The amount of money you generate by working is called your *gross earnings*. If you are an employee, this amount is then subject to automatic deductions, including federal taxes, provincial taxes, employment insurance, Canada Pension Plan, along with any other deductions required by your employer. All of these government deductions are submitted to the government on your behalf. What is left over after all of these deductions is your net pay, which is your take-home amount.

Payroll forms one of the largest and most contentious expenses in most organizations. It is critical to get it right.

Workers often go on strike if they believe their take-home pay is unfair. And payroll errors are costly and time consuming to fix, aside from their impact on employee satisfaction.

Payroll decisions are affected by inflation. Ask your parents how much things cost when they were young. In the 1950s, my parents attended movie theatres for 25¢ admission. A chocolate bar was 5¢. Today, attending a first-run movie costs \$8.99 or more, and chocolate bars are typically around one dollar. To keep up with these rising prices, incomes have constantly increased. In 1959, family income was approximately \$4,500 compared to the 2009 median family income of



\$68,410.<sup>3</sup> Can you still afford the same things that people could afford back then? Business indexes are regularly used to understand the change over time in various quantities or how a quantity at one time point compares to the corresponding value at a certain reference time point.

For example, the next time you are offered a raise at work, an index can tell you whether you are truly receiving a raise or not! Assume that product prices have risen by 2% year-over-year. If you are offered a raise less than 2%, you have taken a wage cut and have less purchasing power than before. A raise of 2% allows you to at least break even, and anything above 2% increases your purchasing power.

Whether you are pursuing a career in human resources, economics, or some other field, the issues of gross earnings, income taxes, and indexes remain important both personally and professionally. This chapter examines some of the basic mathematical concepts involved in these calculations.

## Outline of Chapter Topics

- : Gross Earnings (Off to Work You Go)
- : Personal Income Tax (The Taxman Taketh) 4.3: Indexes (The Times Are Changing)

<sup>1</sup> Steven Van Alstine, Vice-President of Education, the Canadian Payroll Association.

<sup>2</sup> Mie-Yun Lee, “Outsource Your Payroll,” *Entrepreneur*, [www.entrepreneur.com/humanresources/article47340.html](http://www.entrepreneur.com/humanresources/article47340.html) (accessed November 29, 2009).

4-104

<sup>3</sup> Statistics Canada, “Median Total Income, by Family Type, by Province and Territory,” CANSIM table 111-0009, <http://www40.statcan.ca/l01/cst01/famil108a-eng.htm> (accessed October 19, 2010).

Creative Commons License (CC BY-NC-SA) J. OLIVIER

## : GROSS EARNINGS

---

### (Off to Work You Go)

You work hard at your job, and you want to be compensated properly for all the hours you put in. Assume you work full time with an hourly rate of pay of \$10. Last week you worked eight hours on Sunday and eight hours on Monday, which was a statutory holiday. Then you took Tuesday off, worked eight hours on each of Wednesday and Thursday, took Friday off, and worked 10 hours on Saturday. That's a total of 42 hours of work for the week. What is your gross pay? Give or take a small amount depending on provincial employment standards, it should be about \$570. But if you don't understand how to calculate gross earnings, you could be underpaid without ever realizing it.

Here are some notes about the content in this chapter: About 10% of Canadian workers fall under federal employment standards, which are not discussed here. This textbook generalizes the most common provincial employment standards; however, to calculate your earnings accurately requires you to apply your own provincial employment standards legislation. Part-time employment laws are extremely complex, so this textbook assumes in all examples that the employee is full time.

This section addresses the calculation of **gross earnings**, which is the amount of money earned before any deductions from your paycheque. The four most common methods of employee remuneration include salaries, hourly wages, commissions, and piecework wages.

### Salary and Hourly Wages

One ad in the employment classifieds indicates compensation of \$1,270 biweekly, while a similar competing ad promotes wages of \$1,400 semi-monthly. If both job ads are similar in every other way, which job has the higher annual gross earnings? To make this assessment, you must understand how salaries work. A **salary** is a fixed compensation paid to a person on a regular basis for services rendered. Most employers pay employees by salary in occupations where the employee's work schedule generally remains constant.

In contrast, an **hourly wage** is a variable compensation based on the time an employee has worked. In contrast to a salary, this form of compensation generally

appears in occupations where the number of hours is unpredictable or continually varies from period to period.

## Employment Contract Characteristics<sup>4</sup>

Salaried and hourly full-time employees are similar with regard to their gross earnings. The major earnings issues in an employment contract involve regular earnings structure, overtime, and holidays.

### Regular Earnings Structure

An agreement with your employer outlines the terms of your employment, including the time frame and frequency of pay.

- **Time Frame.** For salaried employees, the time frame that the salary covers must be clearly stated. For example, you could receive a salary of \$2,000 monthly or \$50,000 annually. Notice that each of these salaries is followed by the specific time frame for the compensation. For hourly employees, the time frame requires identification of the wage earned per hour.
- **Frequency.** How often the gross earnings are paid out to the employee must be defined.
- **Monthly:** Earnings are paid once per month. By law, employees must receive compensation from their employer at least once per month, which equals 12 times per year.
- **Daily:** Earnings are paid at the end of every day. This results in about 260 paydays per year (5 days per week multiplied by 52 weeks per year). In a leap year, there might be one additional payday.

[4 Special thanks to Steven Van Alstine \(CPM, CAE\), Vice-President of Education, the Canadian Payroll Association, for assistance in summarizing Canadian payroll legislation and jurisdictions.](#)

- **Weekly:** Earnings are paid once every week. This results in 52 paydays in any given year since there are 52 weeks per year.
- **Biweekly:** Earnings are paid once every two weeks. This results in 26 paydays in any given year since there are  $52 \div 2 = 26$  biweekly periods per year.
- **Semi-monthly:** Earnings are paid twice a month, usually every half month (meaning on the 15th and last day of the month). This results in 24 paydays per year.

**Thus, the earnings structure specifies both the time frame and the frequency of earnings. For a salaried employee, this may appear as “\$2,000 monthly paid semi-monthly” or “\$50,000 annually paid biweekly.” For an hourly employee, this may appear as “\$10 per hour paid weekly.” No matter whether you are salaried or hourly, earnings determined by your regular rate of pay are called your regular earnings.**

#### Overtime

**Overtime** is work time in excess of your regular workday, regular workweek, or both. In most jurisdictions it is paid at 1.5 times your regular hourly rate (called *time-and-a-half*), though your company may voluntarily pay more or a union may have negotiated a more favourable rate such as two times your regular hourly rate (called *double time*). A contract with an employer will specify your regular workday and workweek, and some occupations are exempt from overtime. Due to the diversity of occupations, there is no set rule on what constitutes a regular workday or workweek. In most jurisdictions, a regular workweek is eight hours per day and 40 hours per week. Once you exceed these regular hours, you are eligible to receive **overtime or premium earnings**, which are based on your overtime rate of pay.

#### Holidays

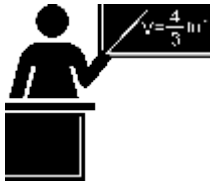
A **statutory holiday** is a legislated day of rest with pay. Five statutory holidays are recognized throughout Canada, namely, New Year’s Day, Good Friday (or Easter Monday in Quebec), Canada Day, Labour Day, and Christmas Day. Each province or territory has an additional four to six **public holidays** (or general holidays), which may include Family Day (known as Louis Riel Day in Manitoba and Islander Day in PEI) in February, Victoria Day in May, the Civic Holiday in August, Thanksgiving Day in October, Remembrance Day in November, and Boxing Day in December. These public holidays may or may not be treated the same as statutory holidays, depending on provincial laws.

Statutory and public holidays generally require employees to receive the day off with pay. If the holiday falls on a nonworking day, it is usually the next working day that is given off instead. For example, if Christmas Day falls on a Saturday, typically the following Monday is given off with pay. Here’s how holidays generally work (though you should always consult legislation for your specific jurisdiction):

- You should be given the day off with pay, called **holiday earnings**. The holiday earnings are in the amount of a regular day’s earnings, and the hours involved count toward your weekly hourly totals for

overtime purposes (preventing employers from shifting your work schedule that week).

- If you are required to work, the employer must offer another day off in lieu with pay. Your work on the statutory holiday is then paid at *regular earnings* and the hours involved contribute toward your weekly hourly totals for overtime purposes. You are paid holiday earnings on your future day off.
- If you are required to work and no day or rest is offered in lieu, this poses the most complex situation. Under these conditions:
  - You are entitled to the holiday earnings you normally would have received for the day off. The hours that make up your holiday earnings contribute toward your weekly hourly totals for overtime purposes (again, consult your local jurisdiction).
  - In addition, for the hours you worked on the statutory holiday you are entitled to overtime earnings known as **statutory holiday worked earnings**. These hours do not contribute toward your weekly hourly totals for overtime purposes since you are already compensated at a premium rate of pay. For example, assume you work eight hours on Labour Day, your normal day is eight hours, and you won't get another day off in lieu. Your employer owes you the eight hours of holiday earnings you should have received for getting the day off *plus* the eight hours of statutory holiday worked earnings for working on Labour Day.



### The Formula

Formula 4.1 – Salary & Hourly Gross Earnings:  $GE = \text{Regular Earnings} + \text{Overtime Earnings} + \text{Holiday Earnings} + \text{Statutory Holiday Worked Earnings}$

**Regular Earnings:** Unless the employees have exceeded their daily or weekly thresholds or a holiday is involved, all hours worked are considered regular earnings.

**Overtime Earnings:** Any hours worked that exceed daily or weekly thresholds fall under overtime earnings. For most individuals, this is calculated at 1.5 times their regular hourly rate.

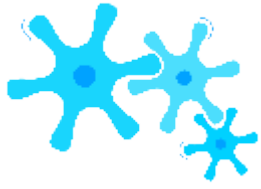
**Holiday Earnings:** If a statutory holiday occurs during a pay period, this is holiday pay in an amount that represents a regular shift.

**Statutory Holiday Worked Earnings:** This pay shows up only if a statutory holiday is worked and the employee will not receive another paid day off in lieu. It is received in addition to the holiday pay and must be paid at a premium rate.

**GE is Gross Earnings:** Gross earnings are earnings before any deductions and represent the amount owed to the employee for services rendered. This is commonly called the gross amount of the paycheque.

The four forms of compensation consist of regular earnings, overtime earnings,

holiday earnings, and statutory holiday worked earnings. Add these four elements together to determine total gross earnings. Formula 4.1 shows the relationship.



### How It Works

#### Salaried Employees

To calculate the total gross earnings for a salaried employee, follow these steps:

**Step 1:** Analyze the employee's work performed and assign hours as needed into each of the four categories of pay. If the employee has only regular hours of pay, skip to step 6.

**Step 2:** Calculate the employee's equivalent hourly rate of pay. This means converting the salary into an equivalent hourly rate:

Equivalent Hourly Rate =

Annual Salary

Annual Hours Worked

For example, use a \$2,000 monthly salary requiring 40 hours of work per week. Express the salary annually by multiplying it by 12 months, yielding \$24,000. Express the 40 hours per week annually by multiplying by 52 weeks per year, yielding 2,080 hours worked. The equivalent hourly rate is  $\$24,000 \div 2,080 = \$11.538461$ .

**Step 3:** Calculate any holiday earnings. Take the unrounded hourly rate and multiply it by the number of hours in a regular shift, or

Holiday Earnings = Unrounded Hourly Rate  $\times$  Hours in a Regular Shift

A salaried employee earning \$11.538461 per hour having a daily eight-hour shift receives  $\$11.538461 \times 8 = \$92.31$  in holiday earnings.

**Step 4:** Calculate any overtime earnings.

- Determine the overtime hourly rate of pay by multiplying the unrounded hourly rate by the minimum standard overtime factor of 1.5 (this could be higher if the company pays a better overtime rate than this):

$$\text{Overtime Hourly Rate} = \text{Unrounded Hourly Rate} \times 1.5$$

- Round the final result to two decimals. For the salaried worker,  $\$11.538461 \times 1.5 = \$17.31$  per overtime hour.
- Multiply the overtime hourly rate by the overtime hours worked.

**Step 5:** Calculate any statutory holiday worked earnings which is similar to calculating overtime earnings:  $\text{Statutory Holiday Worked Earnings} = \text{Statutory Hourly Rate} \times \text{Statutory Hours Worked}$

The statutory hourly rate is at minimum 1.5 times the unrounded hourly rate of pay. The salaried employee working eight hours on a statutory holiday receives  $\$17.31 \times 8 = \$138.48$ .

**Step 6:** Calculate the gross earnings paid at the regular rate of pay. Take the amount of the salary and divide it by the number of pay periods involved, then subtract any holiday earnings:

$$\text{Regular Earnings} =$$

Salary

Pay Periods

•

Holiday Earnings

You need to calculate the number of pay periods based on the regular earnings structure. For example, an annual \$52,000 salary paid biweekly would have 26 pay periods annually. Therefore, a regular paycheque is  $\$52,000 \div 26 = \$2,000$  per paycheque. As another example, a \$2,000 monthly salary paid semi-monthly has two pay periods in a single month, resulting in regular earnings of  $\$2,000 \div 2 = \$1,000$  per paycheque. If a holiday is involved in the pay period, you must deduct the holiday earnings from these amounts.

**Step 7:** Calculate the total gross earnings by applying Formula 4.1.

Hourly Employees

To calculate the total gross earnings for an hourly employee, follow steps similar to those for the salaried employee:

**Step 1:** Analyze the employee’s work performed and assign hours as needed into each of the four categories of pay. It is usually best to set up a table similar to the one below. This table allows you to visualize the employee’s week at a glance along with totals, enabling proper assessment of their hours worked.

This table separates the four types of earnings into different rows. Enter the information into the table about the employee’s workweek, placing it in the correct day and on the correct row. If any daily thresholds are exceeded, place the appropriate hours into the overtime row. Once you have completed this, total the regular hours and holiday hours for the week and check to see if they exceed any regular weekly threshold. If so, starting with the last workday of the week and working backwards, convert regular hours into overtime hours until you have reduced the regular hours to the regular weekly total.

Type of Pay	Sunday	Monday	Tuesday	Wednesday	Thursday	Friday	Saturday	Total Hours	Rate of Pay	Earnings
Regular										
Holiday										
Overtime										
Holiday Worked										
								<b>TOTAL EARNINGS</b>		

Once you have completed the table, if the employee has only regular hours of pay, skip to step 5. Otherwise, proceed with the next step.

**Step 2:** Calculate any holiday earnings. Take the hourly rate and multiply it by the number of hours in a regular shift:  $\text{Holiday Earnings} = \text{Hourly Rate} \times \text{Hours in a Regular Shift}$

**Step 3:** Calculate any overtime earnings.

- Determine the overtime hourly rate of pay rounded to two decimals by multiplying the hourly rate by



the minimum standard overtime factor of 1.5 (or higher).

$$\text{Overtime Hourly Rate} = \text{Hourly Rate} \times 1.5$$

- Multiply the overtime hourly rate by the overtime hours worked.

**Step 4:** Calculate any statutory holiday worked earnings. This is the same procedure as for a salaried employee.

**Step 5:** Calculate the gross earnings paid at the regular rate of pay. Take the number of hours worked and multiply it by the hourly rate of pay:

$$\text{Regular Earnings} = \text{Hours Worked} \times \text{Hourly Rate}$$

For example, 20 hours worked at \$10 per hour with no holiday earnings is  $20 \times \$10 = \$200$ .

**Step 6:** Calculate the total gross earnings by applying Formula 4.1.



### Things To Watch Out For

Be careful about the language of the payment frequency. It is very common to confuse *semi* and *bi*, and sometimes businesses use the terms incorrectly. The term *semi* generally means half. Therefore, to be paid semi-monthly means to be paid every half month. The term *bi* means two. Therefore, to be paid biweekly means to be paid every two weeks. Some companies that pay semi-monthly mistakenly state that they pay bimonthly, which in fact would mean they paid every two months.

## TOP SECRET

### Paths To Success

In calculating the pay for a salaried employee, this textbook assumes for simplicity that a year has exactly 52 weeks. In reality, there are 52 weeks plus one day in any given year. In a leap year, there are 52 weeks plus two days. This extra day or two has no impact on semi-monthly or monthly pay, since there are always 24 semi-months and 12 months in every year.

However, weekly and biweekly earners are impacted as follows:

- If employees are paid weekly, approximately once every six years there are 53 pay periods in a single year.

This would “reduce” the employees’ weekly paycheque in that year. For example, assume they earn \$52,000 per year paid weekly. Normally, they are paid  $\$52,000 \div 52 = \$1,000$  per week. However, since there are 53 pay periods approximately every sixth year, this results in  $\$52,000 \div 53 = \$981.13$  per week for that year.

- If employees are paid biweekly, approximately once every 12 years there are 27 pay periods in a single year. This has the same effect as the extra pay period above. For example, if they are paid \$52,000 per year biweekly they normally receive

$\$52,000 \div 26 = \$2,000$  per biweekly cheque. Approximately every twelfth year, they are paid  $\$52,000 \div 27 =$

$\$1,925.93$  per biweekly cheque for that year.

Many employers ignore these technical nuances in pay structure since the extra costs incurred to modify payroll combined with the effort required to calm down employees who don’t understand the smaller paycheque are not worth the savings in labour. Therefore, most employers treat every year as if it has 52 weeks (26 biweeks) regardless of the reality. In essence, employees receive a bonus paycheque approximately once every six or twelve years!



### **Give It Some Thought**

A salaried employee whose normal workweek is 8 hours per day and 40 hours per week works 8 hours each day from Monday to Saturday inclusive, where Monday was a statutory holiday. Which of the following statements is correct (assuming she will not get another day off in lieu of the holiday)?

- The employee receives only her regular weekly earnings for 40 hours.
- The employee receives 32 hours of regular earnings, 8 hours of holiday earnings, 8 hours of overtime earnings, and 8 hours of statutory holiday worked earnings.
- The employee receives 40 hours of regular earnings, 8 hours of overtime earnings, and 8 hours of statutory holiday worked earnings.
- The employee receives 40 hours of regular earnings and 8 hours of overtime earnings.

**Example 4.1A: Salary with Overtime and a Holiday**

Tristan is compensated with an annual salary of \$65,000 paid biweekly. His regular workweek consists of four 10-hour days, and he is eligible for 1.5 times pay for any work in excess of his regular requirements. Tristan worked regular hours for the first two weeks. Over the next two weeks, he worked his regular hours and became eligible for 11 hours of overtime. During these two weeks, he worked his regular shift on Good Friday, but his employer has agreed to give him another day off with pay in the future.

- Determine Tristan's gross earnings for the first two-week pay period.
- Determine Tristan's gross earnings for the second two-week pay period.

<b>Plan</b>	You have been asked to calculate Tristan's gross earnings, or GE, for two consecutive pay periods.	
<b>Understand</b>	<p><b>What You Already Know</b></p> <p>Step 1: You know Tristan's compensation: Annual Salary = \$65,000</p> <p>Pay Periods = biweekly = 26 times per year</p> <p>Annual Hours = 10/day × 4 days/week × 52 weeks = 2,080</p> <p>You also know his work schedule:</p> <p>First Two Weeks = regular pay</p> <p>Overtime in First Two Weeks = 0</p> <p>Second Two Weeks = regular pay</p> <p>Overtime in Second Two Weeks = 11 hours</p> <p>There is a holiday in the second two weeks, but he will receive another day off in lieu.</p>	<p><b>How You Will Get There</b></p> <p>For each biweekly pay period, apply the following steps:</p> <p>Step 2: Calculate Tristan's equivalent hourly rate.</p> <p>Step 3: Calculate holiday earnings using the equivalent hourly rate.</p> <p>Step 4: Calculate overtime earnings by multiplying the overtime hourly pay rate by the number of overtime hours.</p> <p>Step 5: Calculate statutory holiday pay using the premium rate of pay.</p> <p>Step 6: Calculate regular earnings by multiplying the regular hourly rate by the number of regular hours.</p> <p>Step 7: Determine total gross earnings for the pay period.</p> <p>4.1.</p>
<b>Perform</b>	<p><b>Step</b></p> <p><b>1</b> First Two Weeks</p> <p><b>2</b> There are only regular earnings; skip to step 6.</p> <p><b>3</b> Holiday earnings = \$0</p> <p><b>4</b> Overtime earnings = \$0</p> <p><b>5</b> Statutory Worked = \$0</p> <p><b>6</b> Regular Earnings = <math>\frac{\\$65,000}{26} = \\$2,500</math></p> <p><b>7</b> GE = \$2,500 + \$0 + \$0 + \$0 = \$2,500</p>	<p><b>Second Two Weeks</b></p> <p>Tristan will take his holiday pay and he is not eligible for this pay, and his workweek is 40 hours; holiday earnings = \$0</p> <p>Overtime hourly rate = <math>\\$31.25 \times 1.5 = \\$46.88</math></p> <p>Overtime Earnings = <math>\\$46.88 \times 11 = \\$515.68</math></p> <p>Since Tristan is receiving another day off, he is not eligible for this pay; statutory holiday pay = \$0</p> <p>Regular Earnings = <math>\frac{\\$65,000}{26} = \\$2,500</math></p> <p>GE = \$2,500 + \$515.68 + \$0 + \$0 = \$3,015.68</p>
<b>Present</b>	<p>For the first two-week pay period, Tristan worked only his regular hours and therefore is compensated per his salary. For the second two-week pay period, Tristan is eligible to receive his regular hours but he receives no additional pay for the worked holiday since he will receive another day off in lieu. His gross earnings are \$3,015.68.</p>	

**Example 4.1B: A Week in the Life of an Hourly Wage Earner**

Marcia receives an hourly wage of \$32.16 working on an automotive production line. Her union has negotiated a regular work day of 7.25 hours for five days totalling 36.25 hours for the week. Overtime is paid at 1.5 times her regular rate for any work that exceeds the daily or weekly limits. If work is required on a statutory holiday, her company does not give a day off in lieu and pays a premium rate of 2.5 times her regular rate. Last week, Marcia worked nine hours on Monday, her regular hours on Tuesday through Friday inclusive, and three hours on Saturday. Friday was a statutory holiday. Calculate Marcia's gross earnings for the week.

Type	Sun	Mon	Tue	Wed	Thu	Fri	Sat	Total	Rate	Earnings	Regular	Overtime	Holiday	Total Earnings
		9	7.25	7.25	7.25	7.25	3	39.25	\$32.16		7.25	1.75	7.25	\$233.16
		7.25	7.25	7.25	7.25	7.25	3	36.25	\$32.16		7.25	1.75	7.25	\$229.14
		7.25	7.25	7.25	7.25	7.25	3	36.25	\$32.16	\$932.64	7.25	1.75	7.25	\$582.90
		7.25	7.25	7.25	7.25	7.25	3	36.25	\$32.16	\$1,977.84	7.25	1.75	7.25	\$1,977.84

<p><b>Plan</b></p>	<p>You need to calculate Marcia's gross earnings (GE), for the week.</p>															
<p style="text-align: center;"><b>Understand</b></p>	<p>What You Already Know</p> <p>Step 1: You know Marcia's pay structure and workweek:</p> <p>Regular Hourly Rate = \$32.16</p> <p>Overtime Hourly Pay = 1.5 times</p> <p>Statutory Holiday Worked Rate = 2.5 times</p> <p>Exceeding 7.25 hours daily or 36.25 hours weekly is overtime.</p> <table border="0" style="width: 100%;"> <tr> <td style="padding-right: 20px;">Sunday</td> <td style="text-align: right;">0</td> </tr> <tr> <td>Monday</td> <td style="text-align: right;">9</td> </tr> <tr> <td>Tuesday</td> <td style="text-align: right;">7.25</td> </tr> <tr> <td>Wednesday</td> <td style="text-align: right;">7</td> </tr> <tr> <td>Thursday</td> <td style="text-align: right;">7.25</td> </tr> <tr> <td>Friday (statutory holiday)</td> <td style="text-align: right;">7.25</td> </tr> <tr> <td>Saturday</td> <td style="text-align: right;">3</td> </tr> </table>	Sunday	0	Monday	9	Tuesday	7.25	Wednesday	7	Thursday	7.25	Friday (statutory holiday)	7.25	Saturday	3	<p>How You Will Get There</p> <p>Step 1 (continued): Take Marcia's hours and place them into the table. Assess whether any daily or weekly totals are considered overtime and make any necessary adjustments.</p> <p>Step 2: Calculate holiday earnings using the hourly rate.</p> <p>Step 3: Calculate overtime earnings determining overtime hourly rate of pay multiplied by hours worked.</p> <p>Step 4: Calculate statutory holiday worked earnings at premium rate of pay.</p> <p>Step 5: Calculate regular earnings.</p> <p>Step 6: Determine total gross earnings.</p>
Sunday	0															
Monday	9															
Tuesday	7.25															
Wednesday	7															
Thursday	7.25															
Friday (statutory holiday)	7.25															
Saturday	3															

**Perform**

Step 1:

? She worked nine hours. Therefore, the first 7.25 hours are regular pay and the last 1.75 are overtime pay.

? Friday was a statutory holiday, and she will not receive another day off in lieu. She must receive statutory holiday worked pay in addition to her hours worked.

? Note the weekly total of 36.25 has been exceeded by three hours. Move Saturday's hours into overtime. The following table is the final layout of her workweek:

Steps 2–6: Explanations are noted in the table below.

? Holiday Earnings =  $7.25 \times \$32.16 = \$233.16$   
 ? Overtime Hourly Rate =  $\$32.16 \times 1.5 = \$48.24$ ; Overtime Earnings =  $4.75 \times \$48.24 = \$229.14$

? Statutory Holiday Worked Rate =  $\$32.16 \times 2.5 = \$80.40$ ; Statutory Worked Earnings =  $7.25 \times \$80.40 = \$582.90$

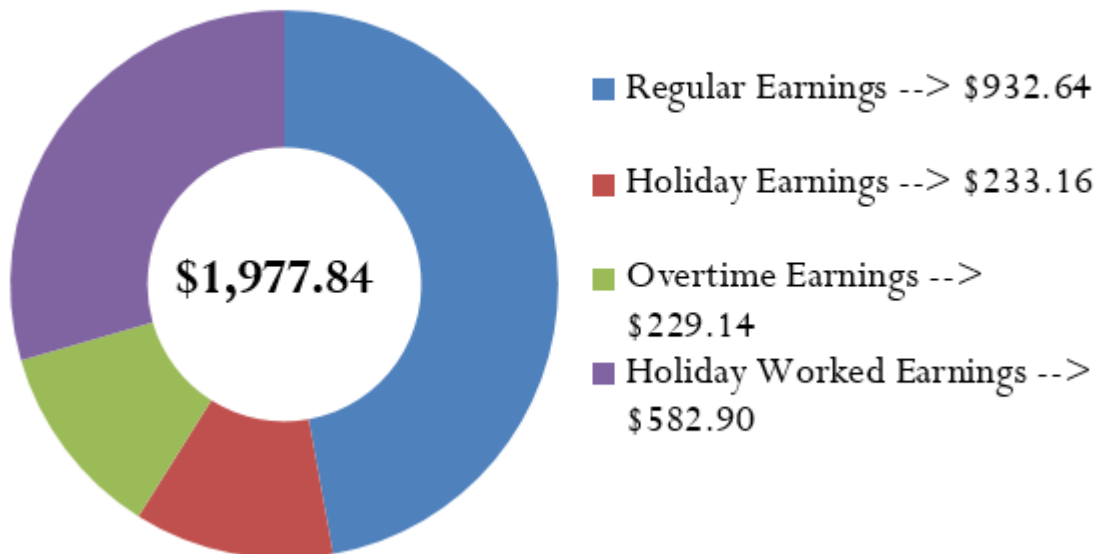
? Regular Earnings =  $29 \times \$32.16 = \$932.64$

? GE =  $\$932.64 + \$229.14 + \$233.16 + \$582.90 = \$1,977.84$

**Present**

Marcia will receive total gross earnings of \$1,977.84 for the week.

### Marcia's Weekly Gross Earnings



## Commission

Over the last two weeks you sold \$50,000 worth of machinery as a sales representative for IKON Office Solutions Canada. IKON's compensation plan involves a straight commission rate of 3.5%. What are your gross earnings? If you sold an additional \$12,000 in machinery, how much more would you earn?

Particularly in the fields of marketing and customer service, many workers are paid on a commission basis. A **commission** is an amount or a fee paid to an employee for performing or completing some form of transaction. The commission typically takes the form of a percentage of the dollar amount of the transaction. Marketing and customer service industries use this form of compensation as an incentive to perform: If the representative doesn't sell anything then the representative does not get paid. Issues

to be discussed about commission include what constitutes regular earnings, how to handle holidays and overtime, and the three different types of commission structures.

- **Regular Earnings.** All commissions are considered to be regular earnings. To calculate the gross earnings for an employee, take the total amount of the transactions and multiply it by the commission rate:

$$\text{Gross Earnings} = \text{Total Transaction Amount} \times \text{Commission Rate}$$

This is not a new formula. It is a specific application of Formula 2.2: Rate, Portion, Base. In this case, the Base is the total amount of the transactions, the Rate is the commission rate, and the Portion is the gross earnings for the employee.

- **Holidays and Overtime.** Commission earners are eligible to receive overtime earnings, holiday earnings, and statutory holiday worked earnings. However, the provincial standards on these matters vary widely and the mathematics involved do not necessarily follow any one procedure or calculation. As such, this textbook leaves these issues to be covered in a payroll administration course.
- **Types of Commission.** Commission earnings typically follow one of the following three structures:
- **Straight Commission.** If your entire earnings are based on your dollar transactions and calculated strictly as a percentage of the total, you are on **straight commission**. An application of Formula 2.2 (Rate, Portion, Base) calculates your gross earnings under this structure.
- **Graduated Commission.** Within a **graduated commission** structure, you are offered increasing rates of commission for higher levels of performance. The theory behind this method of compensation is that the higher rewards motivate employees to perform better. An example of a graduated commission scale is found in the table below.

Transaction Level	Commission Rate
\$0–\$100,000.00	3%
\$100,000.01–\$250,000.00	4.5%
\$250,000.01–\$500,000.00	6%
Over \$500,000.00	7.5%

Recognize that the commission rates are applied against the portion of the sales falling strictly into the particular category, not the entire balance. Thus, if the total sales equal \$150,000, then the first \$100,000 is paid at 3% while the next \$50,000 is paid at 4.5%.



- **Salary Plus Commission.** If your earnings combine a basic salary together with commissions on your dollar transactions, you have a **salary plus commission** structure. No new mathematics are required for this commission type. You must combine salary calculations, discussed earlier in this section, with either a straight commission or

graduated commission, as discussed above. Usually this form of compensation pays the lowest commission rate since a basic salary is already provided.



### How It Works

Follow these steps to calculate commission earnings:

**Step 1:** Determine which commission structure is used to pay the employee.

Identify information on commission rates, graduated scales, and any salary.

**Step 2:** Determine the dollar amounts that are eligible for any particular commission rate and calculate commissions.

**Step 3:** Sum all earnings from every eligible commission rate plus any salary.

Let's assume \$380,000 of merchandise is sold. Using the previous table as our graduated commission scale, calculate commission earnings.

Step 1: Sales total \$380,000 and all commission rates and scales are found in the table.

Step 2: The first \$100,000 is compensated at 3%, equalling \$3,000. The next

\$150,000 is compensated at 4.5%, equalling \$6,750. The last \$130,000 is compensated at 6%, equalling \$7,800. There is no compensation at the 7.5% level since sales did not exceed \$500,000.

Step 3: The total commission on sales of \$380,000 is  
 $\$3,000 + \$6,750 + \$7,800 = \$17,550.$

**Example 4.1C: Different Types of Commissions**

Josephine is a sales representative for Kraft Foods Canada. Over the past two weeks, she closed \$325,000 in retail distribution contracts. Calculate the total gross earnings that Josephine earns if

She is paid a straight commission of 3.45%.

She is paid 2% for sales on the first \$100,000, 3% on the next \$100,000, and 4% on all remaining sales.

She is paid a base salary of \$2,000 plus a commission of 3.5% on all sales above \$100,000.

**Plan**

You need to calculate the gross earnings, or GE, for Josephine under various commission structures.

**Understand**

**What You Already Know**

Step 1: For all three options, total sales = \$325,000

This is a straight commission where the commission rate = 3.45%.

This is a graduated commission, structured as follows:

Sales Level	Rate
\$0–\$100,000.00	2%
\$100,000.01–\$200,000.00	3%
\$200,000.01 and above	4%

This is a salary plus graduated commission, with salary = \$2,000 and a graduated commission structure as follows:

Sales Level	Rate
\$0–\$100,000.00	0%
\$100,000.01 and above	3.5%

**How You Will Get There**

Step 2: Determine the sales eligible for each commission and calculate total commissions. Note that all calculations are

Portion = Rate × Base.

Step 3: Sum all commissions plus any salary to calculate total gross earnings.

**Perform**

Steps 2 & 3:

a.  $3.45\% \times \$325,000 = 0.0345 \times \$325,000 = \$11,212.50 = \text{Total Gross Earnings}$

b.

Sales Level	Rate	Eligible Sales at Each Rate	Commission Earned
\$0-\$100,000.00	2%	\$100,000 - \$0 = \$100,000	$0.02 \times \$100,000 = \$2,000$

$\$100,000.01-\$200,000.00$  3%  $\$200,000 - \$100,000 = \$100,000$   
 $0.03 \times \$100,000 = \$3,000$

$\$200,000.01$  and above 4%  $\$325,000 - \$200,000 = \$125,000$   
 $0.04 \times \$125,000 = \$5,000$

Total Gross Earnings =  $\$2,000 + \$3,000 + \$5,000 = \$10,000$

c. Recall Base Salary = \$2,000

Sales Level	Rate	Base	Commission Earned
\$0-\$100,000.00	0%	\$100,000 - \$0 = \$100,000	$0 \times \$100,000 = \$0$

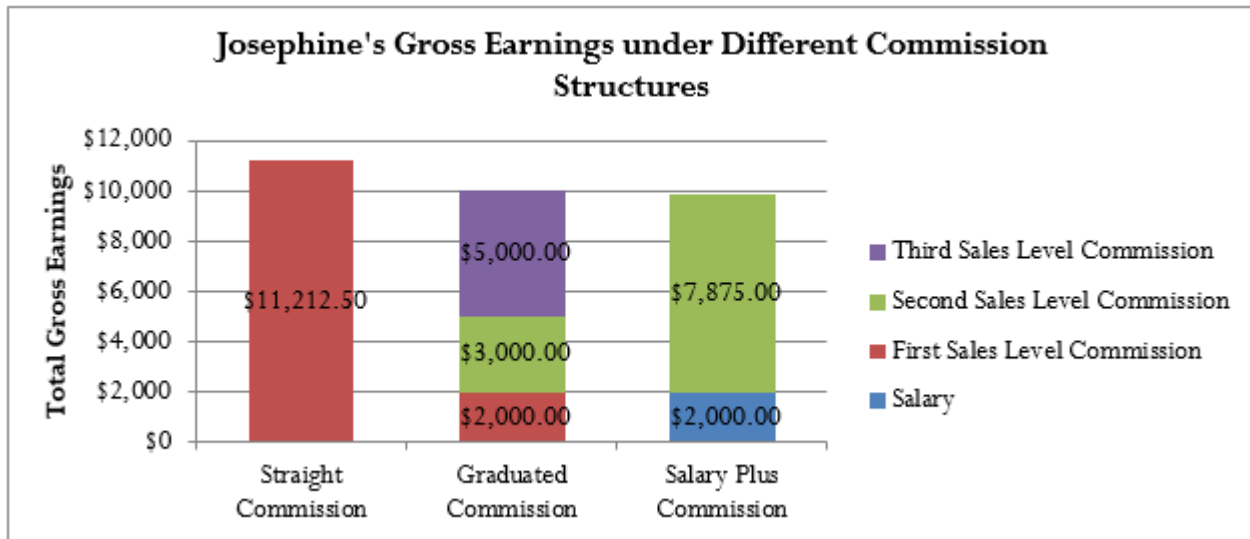
$\$100,000.01$  and above 3.5%  $\$325,000 - \$100,000 = \$225,000$   
 $0.035 \times \$225,000 = \$7,875$

Total Gross Earnings =  $\$0 + \$7,875 + \$2,000 = \$9,875$

**Present**

If Josephine is paid under straight commission, her total gross earnings will be \$11,212.50.

Under the graduated commission, she will receive \$10,000 in total gross earnings. For the salary plus commission, she will receive \$9,875 in total gross earnings.

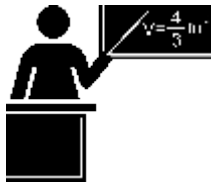


## Piecework

Have you ever heard the phrase “pay-for-performance”? Although this phrase has many interpretations in different industries, for some people this phrase means that they get paid based on the quantity of work that they do. For example, many workers in clothing manufacturing are paid a flat rate for each article of clothing they produce. As another example, employees in fruit orchards may get paid by the number of pieces of fruit that they harvest, or simply by the kilogram. As you can see, these workers are neither salaried nor paid hourly, nor are they on commission. They earn their paycheque for performing a specific task. Therefore, a **piecework** wage compensates such employees on a per-unit basis.

This section focuses on the regular earnings only for piecework wage earners. Similar to workers on commission, piecework earners are eligible to receive overtime earnings, holiday earnings, and statutory holiday worked earnings.

However, the standards vary widely from province to province, and there is not necessarily any one formula to calculate these earnings. As with commissions, this textbook leaves those calculations for a payroll administration course.




### The Formula

To calculate the regular gross earnings for a worker paid on a piecework wage, you require the piecework rate and how many units they are to be paid for:

## Gross Earnings = Piecework Rate × Eligible Units

This is not a new formula but another application of Formula 2.2 (Rate, Portion, Base). The Piecework Rate is the Rate, the Eligible Units are the Base, and the Gross Earnings are the Portion.



### How It Works

To calculate an employee's gross earnings for piecework, follow these steps:

**Step 1:** Identify the piecework rate and the level of production or units.

**Step 2:** Perform any necessary modifications on the production or units to match how the piecework is paid.

**Step 3:** Calculate the commission gross earnings by multiplying the rate by the eligible units.

Assume that Juanita is a piecework earner at a blue jean manufacturer. She is paid daily and earns \$1.25 for every pair of jeans that she sews. On a given day, Juanita sewed 93 pairs of jeans. Her gross earnings are calculated as follows:

Step 1: Her piecework rate = \$1.25 per pair with production of 93 units.

Step 2: The rate and production are both expressed by the pair of jeans. No modification is necessary.

Step 3: Her gross piecework earnings are the product of the rate and units produced, or  $\$1.25 \times 93 = \$116.25$ .



### Things To Watch Out For

Pay careful attention to step 2 in the procedure. In some industries, the piecework rate and the units of production do not match. For example, a company could pay a piecework rate per kilogram, but a single unit may not represent a kilogram. This is typical in some canning industries, where workers are paid per kilogram for canning the products, but the cans may only be 200 grams in size. Therefore, if workers produce five cans, they are not paid for five units produced. Rather, they are paid for only one unit

produced since five cans  $\times$  200 g = 1,000 g = 1 kg. Before calculating piecework earnings, ensure that both the piecework rate and the eligible units are in the same terms, whether it be metric tonnes, kilograms, or otherwise.

<b>Example 4.1D: A Telemarketer Earning Piecework Wages</b>			
<p>In outbound telemarketing, some telemarketers are paid on the basis of “completed calls.” This is not commission since their pay is not based on actually selling anything. Rather, a completed call is defined as simply any phone call for which the agent speaks with the customer and a decision is reached, regardless of whether the decision was to accept, reject, or request further information. If a telemarketer produces five completed calls per hour and works 7½-hour shifts five times per week, what are the total gross earnings she can earn over a biweekly pay period if her piecework wage is \$3.25 per completed call?</p>			
<b>Plan</b>	We are looking for the total gross earnings, or GE, for the telemarketer over the biweekly pay period.		
<b>Understand</b>	<table border="0" style="width: 100%;"> <tr> <td style="width: 50%; vertical-align: top;"> <p><b>What You Already Know</b>                      Step 1: The frequency of the telemarketer’s pay, along with her hours of work, piecework wage, and unit of production are known:                      Piecework Rate = \$3.25 per completed call                      Hourly Units Produced = 5                      Hours of Work = 7½ hours per day, five days per week                      Frequency of Pay = biweekly</p> </td> <td style="width: 50%; vertical-align: top;"> <p><b>How You Will Get There</b>                      Step 2: You must determine the telemarketer’s production level. Calculate how many completed calls she achieves per biweekly pay period:  <math display="block">\text{Eligible Units} = \text{Units Produced per Hour} \times \text{Hours per Day} \times \text{Days per Week} \times \text{Weeks}</math>                      Step 3: Apply Formula 2.2 (adapted for piecework wages) to get the portion owing.</p> </td> </tr> </table>	<p><b>What You Already Know</b>                      Step 1: The frequency of the telemarketer’s pay, along with her hours of work, piecework wage, and unit of production are known:                      Piecework Rate = \$3.25 per completed call                      Hourly Units Produced = 5                      Hours of Work = 7½ hours per day, five days per week                      Frequency of Pay = biweekly</p>	<p><b>How You Will Get There</b>                      Step 2: You must determine the telemarketer’s production level. Calculate how many completed calls she achieves per biweekly pay period:  <math display="block">\text{Eligible Units} = \text{Units Produced per Hour} \times \text{Hours per Day} \times \text{Days per Week} \times \text{Weeks}</math>                      Step 3: Apply Formula 2.2 (adapted for piecework wages) to get the portion owing.</p>
<p><b>What You Already Know</b>                      Step 1: The frequency of the telemarketer’s pay, along with her hours of work, piecework wage, and unit of production are known:                      Piecework Rate = \$3.25 per completed call                      Hourly Units Produced = 5                      Hours of Work = 7½ hours per day, five days per week                      Frequency of Pay = biweekly</p>	<p><b>How You Will Get There</b>                      Step 2: You must determine the telemarketer’s production level. Calculate how many completed calls she achieves per biweekly pay period:  <math display="block">\text{Eligible Units} = \text{Units Produced per Hour} \times \text{Hours per Day} \times \text{Days per Week} \times \text{Weeks}</math>                      Step 3: Apply Formula 2.2 (adapted for piecework wages) to get the portion owing.</p>		
<b>Perform</b>	<p>Step 2: Eligible Units = <math>1.5 \times 7.5 \times 5 \times 2 = 375</math></p> <p>Step 3: GE = <math>\\$3.25 \times 375 = \\$1,218.75</math></p>		
<b>Present</b>	Over a biweekly period, the telemarketer completes 375 calls. At her piecework wage, this results in total gross earnings of \$1,218.75.		



Section 4.1 Exercises

## Mechanics

- Laars earns an annual salary of \$60,000. Determine his gross earnings per pay period under each of the following payment frequencies:
  - Monthly
  - Semi-monthly
  - Biweekly
  - Weekly
- A worker earning \$13.66 per hour works 47 hours in the first week and 42 hours in the second week. What are his total biweekly earnings if his regular workweek is 40 hours and all overtime is paid at 1.5 times his regular hourly rate?
- Marley is an independent sales agent. He receives a straight commission of 15% on all sales from his suppliers. If Marley averages semi-monthly sales of \$16,000, what are his total annual gross earnings?
- Sheila is a life insurance agent. Her company pays her based on the annual premiums of the customers that purchase life insurance policies. In the last month, Sheila's new customers purchased policies worth \$35,550 annually. If she receives 10% commission on the first \$10,000 of premiums and 20% on the rest, what are her total gross earnings for the month?
- Tuan is a telemarketer who earns \$9.00 per hour plus 3.25% on any sales above \$1,000 in any given week. If Tuan works 35 regular hours and sells \$5,715, what are his gross earnings for the week?
- Adolfo packs fruit in cans on a production line. He is paid a minimum wage of \$9.10 per hour and earns \$0.09 for every can packed. If Adolfo manages to average 160 cans per hour, what are his total gross earnings daily for an eight-hour shift?

## Applications

- Charles earns an annual salary of \$72,100 paid biweekly based on a regular workweek of 36.25 hours. His company generously pays all overtime at twice his regular wage. If Charles worked 85.5 hours over the course of two weeks, what are his gross earnings?
- Armin is the payroll administrator for his company. In looking over the payroll, he notices the following workweek (from Sunday to Saturday) for one of the company's employees: 0, 6, 8, 10, 9, 8, and 9 hours, respectively. Monday was a statutory holiday, and with business booming the employee will not be given another day off in lieu. Company policy pays all overtime at time-and-a-half, and all hours worked on a statutory holiday are paid at twice the regular rate. A normal workweek consists of five, eight-hour days. If the employee receives \$22.20 per hour, what are her total weekly gross earnings?
- In order to motivate a manufacturer's agent to increase his sales, a manufacturer offers monthly commissions of 1.2% on the first \$125,000, 1.6% on the next \$150,000, 2.25% on the next \$125,000, and 3.75% on anything above. If the agent managed to sell \$732,000 in a single month, what commission is

he owed?

- Humphrey and Charlotte are both sales representatives for a pharmaceutical company. In a single month, Humphrey received \$5,545 in total gross earnings while Charlotte received \$6,388 in total gross earnings. In sales dollars, how much more did Charlotte sell if they both received 5% straight commission on their sales?
- Mayabel is a cherry picker working in the Okanagan Valley. She can pick 17 kg of cherries every hour. The cherries are placed in pails that can hold 13.6 kg of cherries. If she works 40 hours in a single week, what are her total gross earnings if her piecework rate is \$17.00 per pail?
- Miranda is considering three relatively equal job offers and wants to pick the one with the highest gross earnings. The first job is offering a base salary of \$1,200 semi-monthly plus 2% commission on monthly sales. The second job offer consists of a 9.75% straight commission. Her final job offer consists of monthly salary of \$1,620 plus 2.25% commission on her first \$10,000 in monthly sales and 6% on any monthly sales above that amount. From industry publications, she knows that a typical worker can sell \$35,000 per month. Which job offer should she choose, and how much better is it than the other job offers?
- A Canadian travel agent is paid a flat rate of \$37.50 for every vacation booked through a certain airline. If the vacation is in North America, the agent also receives a commission of 2.45%. If the vacation is international, the commission is 4.68%. What are the total monthly gross earnings for the agent if she booked 29 North American vacations worth \$53,125 and 17 international vacations worth \$61,460?
- Vladimir's employer has just been purchased by another organization. In the past, he has earned \$17.90 per hour and had a normal workweek of 37.5 hours. However, his new company only pays its employees a salary semi-monthly. How much does Vladimir need to earn each paycheque to be in the same financial position?

### Challenge, Critical Thinking, & Other Applications

- An employee on salary just received his biweekly paycheque in the amount of \$1,832.05, which included pay for five hours of overtime at time-and-a-half. If a normal workweek is 40 hours, what is the employee's annual salary?
- A graduated commission scale pays 1.5% on the first \$50,000, 2.5% on the next \$75,000, and 3.5% on anything above. What level of sales would it take for an employee to receive total gross earnings of \$4,130?
- A sales organization pays a base commission on the first \$75,000 in sales, base + 2% on the next \$75,000



in sales, and base + 4% on anything above. What is the base commission if an employee received total gross earnings of \$7,500 on

\$200,000 in sales?

- A typical sales agent for a company has annual sales of \$4,560,000, equally spread throughout the year, and receives a straight commission of 2%. As the new human resource specialist, to improve employee morale you have been assigned the task of developing different pay options of equivalent value to offer to the employees. Your first option is to pay them a base salary of \$2,000 per month plus commission. Your second option is to pay a base commission monthly on their first

\$100,000 in sales, and a base + 2.01% on anything over \$200,000 per month. In order to equate all the plans, determine the required commission rates, rounded to two decimals in percent format, in both options.

- Shaquille earns an annual salary of \$28,840.50 paid biweekly. His normal workweek is 36.25 hours and overtime is paid at twice the regular rate. In addition, he is paid a commission of 3% of sales on the first \$25,000 and 4% on sales above that amount. What are his total gross earnings during a pay period if he worked 86 hours and had sales of \$51,750?
- Mandy is paid \$9.50 per hour and also receives a piecework wage of \$0.30 per kilogram, or portion thereof. A regular workday is 7.5 hours and 37.5 hours per week. Overtime is paid at time-and-a-half, and any work on a statutory holiday is paid at twice the regular rate. There is no premium piecework wage. Mandy's work record for a two-week period is listed below. Determine her total gross earnings.

Week		Monday	Tuesday	Wednesday	Thursday	Friday	Saturday
1	Hours worked	7.5	7.5	9	8	7.5	3
	250 g items produced	1,100	1,075	1,225	1,150	1,025	450
2	Hours worked	4 Statutory holiday, no day off in lieu	7.5	10	7.5	8	
	250 g items produced	575	1,060	1,415	1,115	1,180	



## : PERSONAL INCOME TAX

---

### (The Taxman Taketh)

You have just filled out your income tax return, where you see that your total payable for the year is more than

\$5,000. You are glad you do not have to pay this lump sum all at once! Instead, almost all of it has actually been paid already: Your employer has made regular deductions from each paycheque to cover your federal and provincial taxes.

In Canada, businesses are taxed differently than individuals and there are many nuances and complexities to address.

For these reasons, this textbook does not cover business taxes, which require a course in corporate taxes.

For individuals, taxes are relatively straightforward. This section of the book uses the 2013 tax year federal and provincial/territorial personal income tax brackets to calculate the amount of these taxes that are ultimately deducted from your gross earnings. You can find current-year tax brackets at [www.taxtips.ca/marginaltaxrates.htm](http://www.taxtips.ca/marginaltaxrates.htm).

### **Federal and Provincial/Territorial Tax Brackets and Tax Rates**

**Personal income tax** is a tax on gross earnings levied by both the federal and provincial/territorial governments. All of Canada uses a **progressive tax system** in which the tax rate increases as the amount of income increases; however, the increased tax rates apply only to income amounts above minimum thresholds. Thus, higher income earners pay higher marginal tax rates than lower income earners. The format is similar to a graduated commission structure.

The federal and provincial/territorial governments offer a **basic personal amount**, which is the amount of income for which the wage earner is granted a tax exemption. In other words, it is tax-free income. This is designed to help low-income earners in Canada. Tax brackets are adjusted annually federally and in most provinces and territories to reflect increases in the cost of living, as measured by the consumer price index (CPI).

## 2013 Provincial Taxes

Province/ Territory	Taxable Income	Tax Rate	Province/ Territory	Taxable Income	Tax Rate
British Columbia	\$0.00–\$10,276.00*	0%	Nova Scotia	\$0.00–\$8,481.00*	0%
	\$10,276.01–\$37,568.00	5.06%		\$8,481.01–\$29,590.00	8.79%
	\$37,568.01–\$75,138.00	7.7%		\$29,590.01–\$59,180.00	14.95%
	\$75,138.01–\$86,268.00	10.5%		\$59,180.01–\$93,000.00	16.67%
	\$86,268.01–\$104,754.00	12.29%		\$93,000.01–\$150,000.00	17.5%
	\$104,754.01 and up	14.7%		\$150,000.01 and up	21%
	\$0.00–\$17,593.00*	0%		\$0.00–\$7,708.00*	0%
Alberta	\$17,593.01 and up	10%	Prince Edward Island**	\$7,708.01–\$31,984.00	9.8%
	\$0.00–\$15,241.00*	0%		\$31,984.01–\$63,969.00	13.8%
Saskatchewan	\$15,241.01–\$42,906.00	11%		\$63,969.01 and up	16.7%
	\$42,906.01–\$122,589.00	13%	\$0.00–\$8,451.00*	0%	
	\$122,589.01 and up	15%	\$8,451.01–\$33,748.00	7.7%	
Manitoba	\$0.00–\$8,884.00*	0%	Newfoundland and Labrador	\$33,748.01–\$67,496.00	12.5%
	\$8,884.01–\$31,000.00	10.8%		\$67,496.01 and up	13.3%
	\$31,000.01–\$67,000.00	12.75%		\$0.00–\$11,038.00*	0%
	\$67,000.01 and up	17.4%		\$11,038.01–\$43,561.00	7.04%
Ontario**	\$0.00–\$9,574.00*	0%	Yukon**	\$43,561.01–\$87,123.00	9.68%
	\$9,574.01–\$39,723.00	5.05%		\$87,123.01–\$135,054.00	11.44%
	\$39,723.01–\$79,448.00	9.15%		\$135,054.01 and up	12.76%
	\$79,488.01–\$509,000.00	11.16%		\$0.00–\$13,546.00*	0%
Quebec	\$509,000.01 and up	13.16%	Northwest Territories	\$13,546.01–\$39,453.00	5.9%
	\$0.00–\$11,195.00*	0%		\$39,453.01–\$78,908.00	8.6%
	\$11,195.01–\$41,095.00	16%		\$78,908.01–\$128,286.00	12.2%
	\$41,095.01–\$82,190.00	20%		\$128,286.01 and up	14.05%
	\$82,190.01 and up	24%			

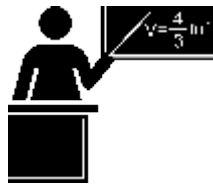
New Brunswick	\$0.00–\$9,388.00*	0%	Nunavut	\$0.00–\$12,455.00*	0%
	\$9,388.01–\$38,954.00	9.1%		\$12,455.01–\$43,535.00	4%
	\$38,954.01–\$77,908.00	12.1%		\$43,535.01–\$83,071.00	7%
	\$77,908.01–\$126,662.00	12.4%		\$83,071.01–\$135,054.00	9%
	\$126,662.01 and up	14.3%		\$135,054.01 and up	11.5%

\* These amounts represent the basic personal amount.

\*\*There are additional income surtaxes in these provinces and Yukon. These surtaxes are not covered in this textbook.

### 2013 Federal Taxes

Taxable Income	Tax Rate
\$0.00–\$11,038.00*	0%
\$11,038.01–\$43,561.00	15%
\$43,561.01–\$87,123.00	22%
\$87,123.01–\$135,054.00	26%
\$135,054.01 and up	29%

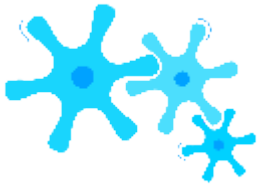


### The Formula

\*This is the basic personal amount.

Formula 4.2 – Annual Income Tax:  $T = \left( \sum_{i=1}^n (T_i \times (I - P_i)) \right) + P_n$  Eligible Income

in Tax Bracket: All earnings fall into tax brackets, as listed in the two tables above. Therefore, you must separate gross earnings into the different tax brackets. The amount of gross earnings in any tax bracket is then taxed at the associated tax rate. Tax Bracket Rate: Every tax bracket has an associated tax rate as listed in the two tables above. This rate increases as the gross earnings increase. Multiply the gross earnings in any tax bracket by this rate to calculate the portion of the earnings that are owed in taxes. Income Tax: The total of all tax portions in all tax brackets represents the amount of taxes that must be deducted from annual gross earnings and remitted to the appropriate government(s). You must complete these calculations both federally and provincially to determine the total annual income taxes. The formula is an adaptation of Formula 2.2: Rate, Portion, and Base, where: Each eligible income in any tax bracket is the base. Each associated tax bracket rate is the rate. Multiplying each base by each rate produces the portion of eligible gross earnings owed in taxes. To calculate the income taxes for any individual, you must total all taxes from all eligible gross earnings in every tax bracket. Formula 4.2 shows the calculation.



### How It Works

To calculate the total annual income tax owing in any tax year, follow these steps:

**Step 1:** Determine the total amount of gross earnings that are taxable for the individual.

**Step 2:** Calculate the federal income taxes owing. Using the federal tax table, split the gross earnings into each of the listed tax brackets, then calculate the taxes owing in each tax bracket by multiplying the income in the bracket and the tax rate. Round any tax amounts to two decimals.

**Step 3:** Calculate the provincial/territorial income taxes owing. Repeat the same process as in step 2, but use the appropriate tax brackets from the provincial tax table instead. Round any tax amounts to two decimals.

**Step 4:** Calculate the total annual income taxes owing by applying Formula 4.2. This means adding all calculated tax amounts from both steps 2 and 3 together.

Assume you live in British Columbia and your taxable gross income is \$44,000. Here is how you

would calculate your annual total federal and provincial taxes: Step 1: The gross earnings are \$44,000.

Step 2: Federally, your income falls into the first three brackets. Your first \$11,038 is taxed at 0%; therefore, there are no income taxes on this amount. The next \$32,523 (from \$11,038.01 to \$43,561.00) is taxed at 15%, thus

$\$32,523 \times 15\% = \$4,878.45$ . The last \$439 (from

$\$43,561.01$  to  $\$44,000.00$ ) is taxed at 22%, thus  $\$439 \times 22\% = \$96.58$ .

Step 3: Provincially, your income falls into the first three brackets for British Columbia. Your first \$10,276 is taxed at 0%; therefore, there are no income taxes on this amount.

The next \$27,292 (from \$10,276.01 to \$37,568.00) is taxed at 5.06%, thus  $\$27,292 \times 5.06\% = \$1,380.98$ . The last \$6,432 (from \$37,568.01 to \$44,000) is taxed at 7.7%, thus  $\$6,432 \times 7.7\% = \$495.26$ .

Step 4: Your total federal income tax is  $\$0.00 + \$4,878.45 + \$96.58 = \$4,975.03$ . Your total provincial income tax is \$0.00

$+ \$1,380.98 + \$495.26 = \$1,876.24$ . Applying Formula 4.1, income tax =  $\$4,975.03 + \$1,876.24 = \$6,851.27$ , which is the amount that will be deducted from total gross earnings.





## Things To Watch Out For

Have you ever heard someone say, “I earn more income and moved to a higher tax bracket, so now I am earning less money and my paycheque is lower”? The progressive tax system used in Canada makes this statement untrue.

Remember that tax rates apply only to the portion of the gross earnings in the tax bracket and are not retroactive to lower levels of income. For example, if your taxable gross income increased from \$80,000 to \$88,000, your highest tax bracket is now 26% instead of 22%. However, your federal income tax is not calculated at 26% for your entire income.

Rather, the first \$11,038 is tax free, the next \$32,523 is taxed at 15%, the next \$43,562 is taxed at 22%, and the final \$877 is taxed at 26%.

**TOP  
SECRET**

## Paths To Success

It is sometimes beneficial to pre-calculate the total income taxes in any tax bracket under the assumption that the individual’s income comprises the entire tax bracket. This technique is particularly useful when repetitive calculations are required, such as determining the federal income taxes for each employee in an entire company. For example, the second federal tax bracket extends from \$11,038.01 to \$43,561, representing \$32,523 of employee income. Since this bracket is taxed at 15%, someone who earns a higher income always owes the full amount of tax in this category, which is  $\$32,523 \times 15\% = \$4,878.45$ . The next tax bracket covers \$43,561.01 to \$87,123, representing \$43,562 of income. Someone earning a higher income always owes the full amount of tax in this category, which is  $\$43,562 \times 22\% = \$9,583.64$ .

Assume taxable gross earnings of \$88,000. With your pre-calculated income taxes in each bracket, you know the income taxes in the first three tax brackets are \$0, \$4,878.45, and \$9,583.64, or \$14,462.09 in total. You only need to calculate the tax on the portion of income in the final tax bracket of  $\$877 \times 26\% = \$228.02$ . The grand total is  $\$14,462.09 +$

$$\$228.02 = \$14,690.11.$$



**Example 4.2A: Federal and Provincial Income Taxes**

A Canadian wage earner has taxable gross income of \$97,250. Calculate the federal and provincial annual income taxes individually and then sum the amounts to calculate the total annual income taxes if the wage earner lives in  
 a. Ontario      b. New Brunswick      c. Alberta

**Plan**

For each of the provinces, you need to calculate the individual's total federal income tax and total provincial income tax. Then sum these amounts to arrive at the annual income tax.

**Understand**

**What You Already Know**  
 Step 1: The employee's gross taxable earnings are \$97,250. From the tax tables, you also know the federal and provincial income tax brackets and corresponding tax rates.

**How You Will Get There**

Step 2: Calculate the federal income tax. This amount is the same in all three provinces and needs to be calculated only once. Looking at the federal tax table, you see that this wage earner falls into the first four tax brackets, which requires the sum of the income tax calculations for each bracket.

Step 3: Calculate the provincial income tax. Using the provincial tax table, the income spans all four of Ontario's tax brackets. In New Brunswick, the individual falls into the first four tax brackets. In Alberta, the individual spans both of Alberta's tax brackets. In all three provinces, the total provincial income is the sum of the income tax calculations for each bracket.

Step 4: Calculate total annual income taxes using Formula 4.2.

**Perform**

Step 2:

$$(\$11,038 - \$0) \times 0 = \$0.00$$

$$(\$43,561 - \$11,038) \times 0.15 = \$4,878.45$$

$$(\$87,123 - \$43,561) \times 0.22 = \$9,583.64$$

$$(\$97,250 - \$87,123) \times 0.26 = \$2,633.02$$

$$\text{Total federal income tax} = \$0.00 + \$4,878.45 + \$9,583.64 + \$2,633.02 = \$17,095.11$$

Step 3:

Ontario      New Brunswick      Alberta

$$(\$9,574 - \$0) \times 0 = \$0.00 \quad (\$9,388 - \$0) \times 0 = \$0.00$$

$$\$0.00 \quad (\$17,593 - \$0) \times 0 = \$0.00$$

$$(\$39,723 - \$9,574) \times 0.0505 = \$1,522.52 \quad (\$38,954 - \$9,388) \times 0.091 = \$2,690.51$$

$$(\$97,250 - \$17,593) \times 0.10 = \$7,965.70$$

$$(\$79,448 - \$39,723) \times 0.0915 = \$3,634.84 \quad (\$77,908 - \$38,954) \times 0.121 = \$4,713.43$$

$$(\$97,250 - \$79,448) \times 0.1116 = \$1,986.70 \quad (\$97,250 - \$77,908) \times 0.124 = \$2,398.41$$

$$\begin{array}{ll} \text{Total Ontario income tax} = \$0.00 + \$1,522.52 & \text{Total} \\ \text{New Brunswick income tax} = \$0.00 & \text{Total Alberta} \\ \text{income tax} = \$0.00 + & \end{array}$$

$$\begin{array}{ll} + \$3,634.84 + \$1,986.70 = \$7,144.06 & + \$2,690.51 + \\ \$4,713.43 + \$2,398.41 = & \$7,965.70 = \$7,965.70 \end{array}$$

\$9,802.35

Step 4:

$$\begin{array}{l} \text{Total income tax if living in Ontario} = \$17,095.11 + \\ \$7,144.06 = \$24,239.17 \end{array}$$

$$\begin{array}{l} \text{Total income tax if living in New Brunswick} = \$17,095.11 + \\ \$9,802.35 = \$26,897.46 \end{array}$$

$$\begin{array}{l} \text{Total income tax if living in Alberta} = \$17,095.11 + \\ \$7,965.70 = \$25,060.81 \end{array}$$

**Present**

For an individual earning \$97,250 in taxable gross income, the person will pay \$24,239.17 in total income tax if living in Ontario, \$26,897.46 total income tax if living in New Brunswick, and \$25,060.81 if living in Alberta.



## Section 4.2 Exercises

Use the provincial and federal tax tables introduced earlier in this chapter when you determine income taxes in these exercises.

## Mechanics

For questions 1–3, determine only the federal income taxes on the following gross taxable incomes. 1. \$22,375

2. \$158,914

3. \$102,100

For questions 4–6, determine only the provincial income taxes on the following gross taxable incomes.

- \$61,000 in Newfoundland and Labrador
- \$83,345 in Saskatchewan
- \$78,775 in British Columbia

For questions 7 and 8, determine the total federal and provincial/territorial taxes on the following gross taxable incomes.

- \$48,910 in the Northwest Territories
- \$65,525 in Prince Edward Island

## Applications

- Nadia lives in Manitoba and has three part-time jobs. Her gross annual taxable income from each job was \$5,300,

\$21,450, and \$25,390. How much federal and provincial income tax does Nadia owe?

- If Delaney's gross taxable income increases from \$71,000 to \$79,000, by what dollar amount will her after-tax pay change once federal and provincial income taxes are deducted in the province of Quebec?
- Helen just moved from Saskatchewan to her new job in Alberta at the same rate of pay of \$51,225. By what dollar amount will her provincial income taxes change?
- Jane has received two job offers that she thinks are relatively equal. The only difference lies in the salary. The first job offer is for a position in Nova Scotia earning gross taxable income of \$63,375. The second

job offer is for a position in British Columbia earning gross taxable income of \$61,990. If Jane will select the job that has the highest after-tax income, which one should she choose? How much better is this option in dollars?

- Suppose an employee earns \$111,300 in gross taxable income. Calculate the federal and provincial income taxes that need to be deducted if he lives in either Saskatchewan, Ontario, or the Northwest Territories. In which province or territory will he earn the most income after income tax deductions? The least? What is the dollar amount difference among the three alternatives?
- After both federal and provincial income taxes are deducted, who would earn more money, an individual earning \$85,000 in New Brunswick or an individual earning \$79,000 in Nunavut?

### Challenge, Critical Thinking, & Other Applications

- Rawatha is the human resources manager for her firm located in Yukon. The salespeople for her organization are paid an annual base salary of \$30,000 plus 8% straight commission on their annual sales. If the average salesperson sells \$210,000 annually, what is the total annual federal and provincial income tax owing on the salesperson's gross taxable income?
- Esmerelda works on the production line and is paid a piecework rate of \$2.25 per unit produced. She is capable of producing an average of five units per hour, and works eight hours every weekday. Assuming a 52-week year, what is the annual federal income tax and provincial income tax owing if she lives in Prince Edward Island?
- Mary Jane is paid biweekly at a rate of \$34.68 per hour and works 36.25 hours every week. Assuming a 52-week year, what are the amounts of the federal income tax deduction and provincial income tax deduction that must be removed from each paycheque if Mary Jane lives in Manitoba? (Hint: income tax would be deducted equally across all paycheques for the year.)
- Felix was transferred from his head office in Ontario to Alberta. In accepting the transfer, his employer agreed to increase his salary of \$88,000 by \$7,000. What is the percent change in Felix's after-tax income?
- If a wage earner paid \$2,277.98 in total annual Ontario provincial income taxes, determine his annual gross taxable income.
- Perform a comparison across all territories and provinces of the income earned after both federal and provincial income taxes are deducted for a Canadian who earns \$56,738 in gross taxable income. Which province or territory has the highest income after deductions? Which has the lowest? What is the percent difference between the two?

21.

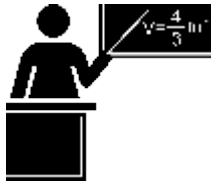
## : INDEXES

---

### (The Times Are Changing)

You read in the *Financial Post* that the S&P/TSX Composite Index is up 12.74 points while the NASDAQ is down 45.98, and you wonder what this means for your investment portfolio. The consumer price index rose 3.1% since last year, and you wonder if the raise your employer offered you keeps pace. You need to understand indexes to make sense of these numbers.

#### What Is An Index?



An **index** is a number used to compare two quantities sharing the same characteristic as measured under different circumstances. Usually, the comparison involves two different points of time. The two quantities are expressed as a rate of one another and are then converted to an index number using a base value (usually 100 or 1,000). The result is called an **index number**, which expresses the relationship between the two quantities.

**Base Quantity is The Base:** This variable is the quantity that you want to compare the chosen value against. The result of taking the Chosen Quantity divided by the Base Quantity is a rate, since it involves taking a portion and dividing it by a base.  
**Chosen Quantity is The Portion:** This variable is the quantity to be compared against some other number. It is the quantity of interest in your calculation.  
**Index Number is a Modified Rate:** The expression of the relationship between the chosen quantity and the base quantity in the unit of the base value. There are two common interpretations to this number. Most index numbers represent a percentage (where the base value is 100); however, the percent sign is never written after the index number. Therefore, a calculation resulting in an index number of 117 is interpreted as the chosen quantity being 117% of the base

quantity. This is also interpreted as a percent change in which the chosen quantity is 17% higher than the base quantity. Index numbers of this nature (i.e., with a base of 100) are rounded to one decimal in most cases, which is the rounding standard for this textbook. If the base value is other than 100, then the index number is not a percentage and only expresses the ratio between the two numbers. For example, an index of 2,000 using a base value of 1,000 concludes that the chosen quantity is twice as large as the base quantity. Ultimately, this type of index number is convertible into a percentage using Formula 2.2 (Rate, Portion, Base), and the chosen quantity is expressed as 200% of the base quantity, or a 100% change or increase from the base quantity. If the value being represented is dollars, round this index to two decimals. If the value is in other units, a suitable rounding standard must be used. Base Value is The Conversion: Most indexes are expressed in terms of percentages; therefore, the base value is commonly 100. This is the default value to use unless otherwise stated.


The Formula

**Formula 4.3 – Index Numbers:** Index Number =

Chosen quantity / Base quantity

× Base value





## How It Works

Follow these steps to calculate an index number:

**Step 1:** Identify the base and the base value for the index.

**Step 2:** Identify the value of the chosen quantity to be compared against the base value.

**Step 3:** Calculate the index number by applying Formula 4.3.

In the above steps, note that in the event that the index number is known and you are solving for a different unknown, identify the known variables in steps 1 and 2. Assume the price of tuition was \$3,535.00 in 2009 and \$3,978.67 in 2012. The goal is to express the 2012 tuition indexed against the 2009 tuition.

Step 1: The tuition in 2009 is the amount to be compared

against; thus,  
 Base Quantity =  
 \$3,535. No  
 base value is  
 specified; thus,  
 use the default  
 of Base Value =  
 100.

Step 2: The  
 2012 tuition is  
 the quantity for  
 which you wish  
 to compute the  
 index, resulting  
 in Chosen  
 Quantity =  
 \$3,978.67.  
 \$3,535.00

Step 3: The Index Number =  $\$3,978.67 \times 100 = 112.6$ . You can conclude that tuition in 2012 is 112.6% higher than 2009, or that tuition has increased by 12.6% over the three years.

**Example 4.3A: Indexing the Price of Gold**

In January 2000, the average price of gold per troy ounce was \$284.32 (in US dollars). In May 2011, the average price of gold was \$1,494.89. Express the gold price in 2011 indexed against the gold price in 2000.

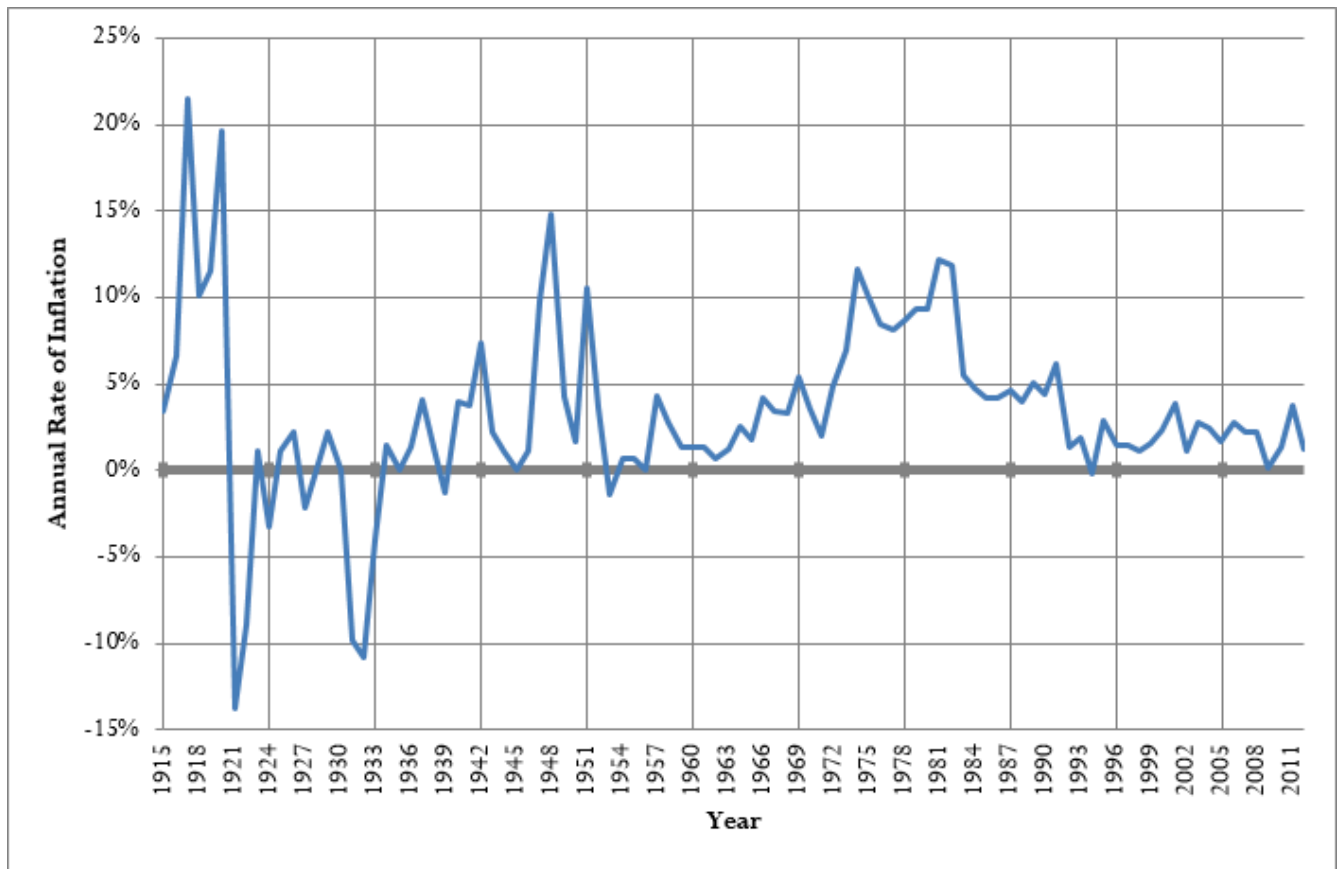
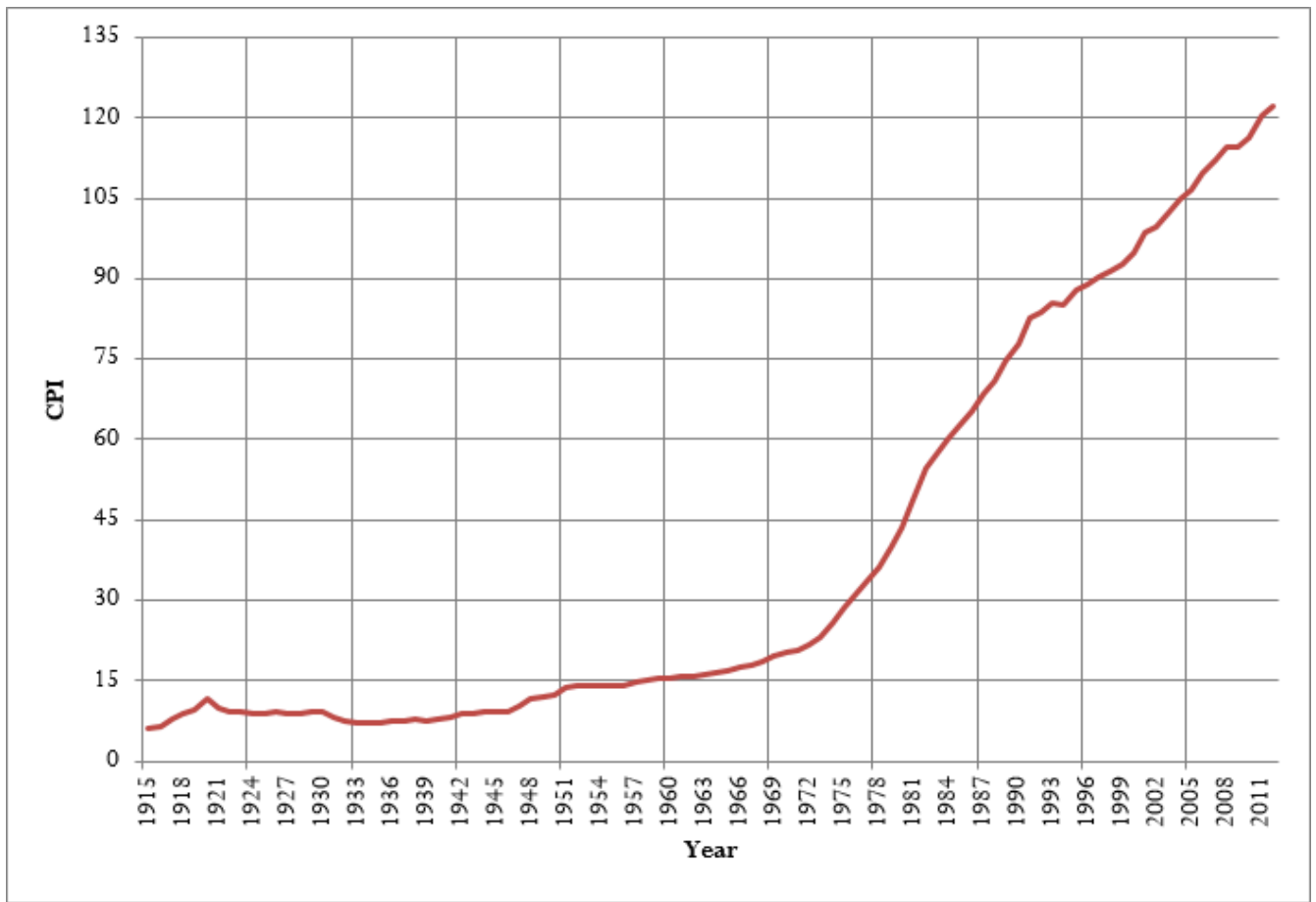
<b>Plan</b>	You need to calculate an index number that compares the 2011 gold price against the 2000 gold price.	
<b>Understand</b>	<p>What You Already Know</p> <p>Step 1: Base Quantity = 2000 price = \$284.32; assume the standard Base Value = 100</p> <p>Step 2: Chosen Quantity = 2011 price = \$1,494.89</p>	<p>How You Will Get There</p> <p>Step 3: Apply Formula 4.3.</p>
<b>Perform</b>	<p>Step 3: Index Number = <math>\frac{\\$1,494.89}{\\$284.32} \times 100 = 525.8</math></p>	
<b>Present</b>	<p>The May 2011 gold price has an index number of 525.8 when compared to the January 2000 price. This means that the price of gold has increased by 425.8% over the approximate 11-year period.</p>	

**Specialty Indexes**

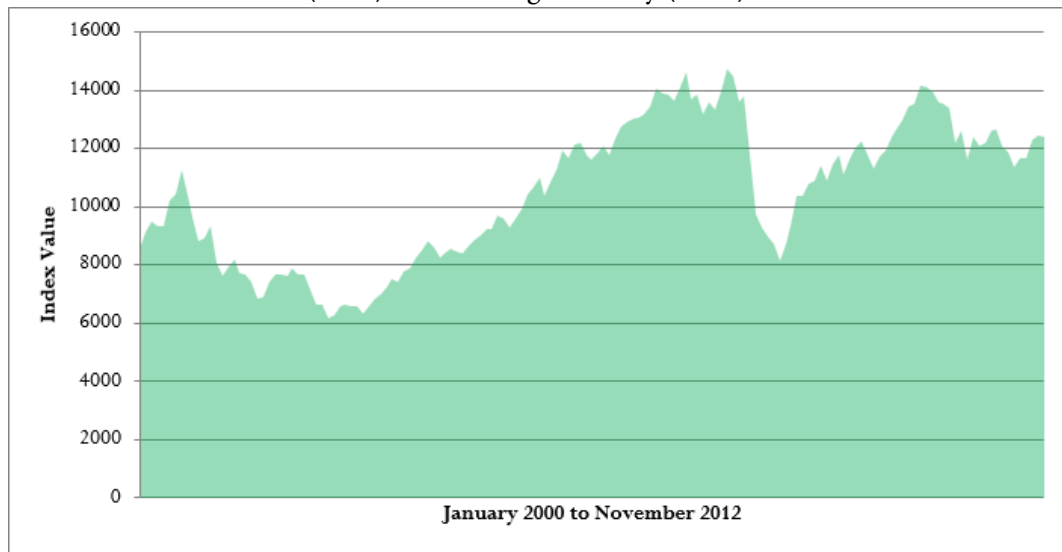
While indexes can be created for any comparison of two quantities, two specialized indexes are widely used across the business and financial sectors of Canada: the consumer price index and the S&P/TSX Composite Index.

**Consumer Price Index**

One of the most closely watched price indexes in Canada is the **consumer price index**, or CPI. Historical values for this index (base year = 2002) are illustrated the graph on the left while the historical rates of inflation (1915-2012) are depicted in the graph on the right.<sup>5</sup>



The CPI, calculated by Statistics Canada on a monthly basis, is used as a measure for estimating the rate of inflation or the cost of living (notice the slope of the CPI line increases or decreases in accordance with the change in the rate of inflation). The CPI measures the average price of the goods and services that a typical Canadian household commonly purchases, which is called the **market basket**. This basket contains about 600 items in categories such as food, housing, transportation, furniture, recreation, and clothing. The CPI is used for many purposes, such as increases in wages, pensions, salaries, prices, the Canada Pension Plan (CPP), and Old Age Security (OAS).



In the section opener, you need to know the CPI in discussing your raise with your employer. Since the CPI reflects the changing cost of living, you must ensure that any raise your employer offers covers, at the barest minimum, the increased costs of living. For example, if the CPI increased from 114.3 to 116.5 over the year, reflecting a 1.78% rate of inflation, then your raise needs to be at least 1.78%

to  
keep  
you in  
the  
same  
financ  
ial  
positi  
on as  
last  
year.

## S&P/TSX Composite Index

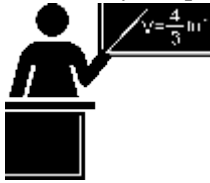
An other index reported daily and nationally across Canada is the Standard & Poor's/ Toronto Stock Exchange Composite Index, or **S&P/TSX Composite Index**. This index captures the equity prices of approximately 200 of Canada's largest

[5 Values determined from Bank of Canada "Inflation Calculator" \(all index values measured in May of each year\). www.bankofcanada.ca/rates/related/inflation-calculator/?page\\_moved=1](http://www.bankofcanada.ca/rates/related/inflation-calculator/?page_moved=1) (accessed November 26, 2012).

companies on the Toronto Stock Exchange as measured by their market capitalization, representing approximately 70% of the Canadian market capitalization listed on the

TSX. The historical values of the index are illustrated on the previous page. The exact number of companies in the index continually changes because of strict requirements on market capitalization, liquidity, and domicile that must be met. The index is a measure of the strength and direction of the economy of Canada. For example, during the 2008 subprime mortgage crisis in the United States, the index retreated from a value of 14,714 to just over 8,123 in a very short time frame (demonstrating the close interconnectedness of Canada's economy with that of the United States). At this time, the Canadian economy entered its first recession in years.

In the section opener, knowing the S&P/TSX Composite Index is invaluable for the meeting with your financial adviser to evaluate the health of your investment portfolio. For example, from May 2010 to May 2011 the index rose approximately 15.7%. If your investment portfolio rose by 9% over the same time frame (which on its own sounds impressive), you know from comparison to the index that your portfolio in fact had a subpar performance.

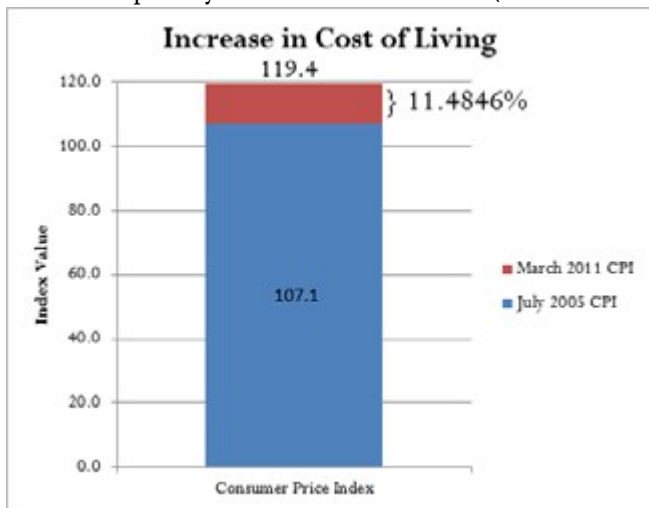


### The Formula

The base year used in CPI calculations is mid-2002, and the base value is 100. The CPI is always rounded to one decimal. The base year used in S&P/TSX calculations is 1975, and the base value is 1,000. The S&P/TSX is always rounded to two decimals. Regardless of which index is being calculated, Formula 4.3 remains unchanged.

Often when you are working with these indexes, you want to compare how quantities have increased or decreased.

This requires you to use Formula 3.1 (Percent Change) to calculate percent changes.



**How It Works**

No new steps or procedures are required

when you work with the CPI or the S&P/TSX Composite Index. To calculate the value of an index, apply the index number steps. To calculate the percent change between two index values, apply the percent change steps.

For example, in July 2005 the CPI was 107.1. In March 2011 the CPI was 119.4. How much did the cost of living rise from July 2005 to March 2011? To solve this problem, apply the percent change steps:

Step 1: New = 119.4 and Old = 107.1. You are looking for the  $\Delta\%$ .  
107.1

Step 2: Substituting into Formula 3.1:  $\Delta\% = \frac{119.4 - 107.1}{107.1} \times 100 = 11.4846\%$ . You can conclude that the cost of living has risen by 11.4846% over the approximate six-year time frame.



### Important Notes

From time to time, Statistics Canada updates the base period for the CPI and adjusts all CPI numbers accordingly.

Previously, the base period was 1992 before being adjusted to 2002. Another update to the base period can probably be expected soon; however, this occurs retroactively since it takes time to recalculate all indexes and gather all of the latest data.

#### Example 4.3B: How Much Money Do You Have?

If you had invested \$15,000 into an S&P/TSX portfolio in 1975, how much money would you have in 2011 when the S&P/TSX Composite Index indicated a value of 13,607.25?

#### Plan

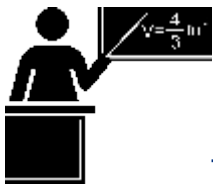
You need to determine the amount of money in the portfolio at the current time period of 2011. This amount represents the Chosen Quantity.



<b>Understand</b>	<p>What You Already Know</p> <p>Step 1: Since the money was invested in the base year (1975), the amount of the investment is the base quantity. Base Quantity = \$15,000 Base Value = 1,000</p> <p>Step 2: In this case, seek the Chosen Quantity with a known Index Number = 13,607.25</p>	<p>How You Will Get There</p> <p>Step 3: Apply Formula 4.3 and rearrange for Chosen Quantity.</p>
<b>Perform</b>	<p>Step 3: <math>13,607.25 = \text{Chosen Quantity} \times 1,000</math>  <math>\qquad\qquad\qquad \\$15,000</math></p> <p><math>204,108,750 = \text{Chosen Quantity} \times 1,000</math>  <math>\\$204,108.75 = \text{Chosen Quantity}</math></p>	
<b>Present</b>	<p>If you had invested \$15,000 in the S&amp;P/TSX Composite Index back in 1975, your investment portfolio is now valued at \$204,108.75, representing an increase of 1,260.725%.</p>	

## Purchasing Power of a Dollar

The consumer price index is applied in determining the **purchasing power of a dollar**, which is the amount of goods and services that can be exchanged for a dollar. The result of the calculation is a percentage showing how much more or less product is received in return for every dollar spent. For example, recall that my parents could attend a movie for 25¢ in the 1950s. If my parents had lost that quarter under their mattress and found it today, the quarter no longer can purchase admission to the movie (nor much else!). Therefore, the purchasing power of that quarter has drastically declined.



### The Formula

? 100 is Percent Conversion: Express the purchasing power of a dollar in percent format./  
 100 is Decimal Conversion: Convert the CPI to decimal format before completing the division.

**PPD is Purchasing Power of a Dollar:** This percentage gives you a true understanding of how the ability of your money to purchase products has changed over time. The change is based on the base year for the consumer price index used in the calculation. Therefore, if the CPI is based in 2002, then the result of this formula expresses the change in your purchasing power since that year.


**Formula 4.4 – Purchasing Power Of A Dollar: ?????? =**

$$\frac{\$??}{????? / ??????}$$

× ??????

**CPI is  
Consu  
mer  
Price  
Index:**

The index value used is the CPI at the chosen point in time.



## How It Works

Follow these steps to calculate the purchasing power of a dollar:

**Step 1:** Choose the point in time to perform the calculation. Identify the value of the CPI at that point in time as well as noting the base year upon which the CPI is determined (so you can properly interpret the calculated amount). Note that in the event that the purchasing power is known and you are solving for a different unknown, you must identify the known variables in this step.

**Step 2:** Calculate the purchasing power of a dollar by applying Formula 4.4.

Assume the CPI is 111.1 today. How has your purchasing power changed since 2002 (the base year for the CPI)?

Step 1: The CPI = 111.1 and the base year is 2002.

$$111.1 / 100$$

Step 2: Substitute into the formula:  $PPD = \frac{111.1}{100} \times \$1$

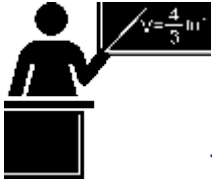
$\times 100 = 90.009\%$ . Therefore, your purchasing power is 90.009%

what it was in 2002. In 2002, if you could buy 10 loaves of bread with your dollar, today you could buy approximately nine loaves of bread with the same amount of money. In other words, your dollar purchases about 10% less product with the same amount of money.

<b>Example 4.3C: How Has Your Purchasing Power Changed?</b>									
In March 2006, the CPI was 108.6. By March 2011 it had risen to 119.4. As a percent change, how did your purchasing power change over that time frame?									
<b>Plan</b>	You need to calculate the percent change, or $\Delta\%$ , between the purchasing power of a dollar (PPD) in 2006 and 2011.								
<b>Understand</b>	<div style="display: flex; justify-content: space-between;"> <div style="width: 45%;"> <p>What You Already Know</p> <p>Step 1: 2006 represents your purchasing power of a dollar in the past, and 2011 represents the present.</p> <p>Old = PPD in 2006</p> <p>New = PPD in 2011</p> <p>CPI 2006 = 108.6</p> <p>CPI 2011 = 119.4</p> <p>The current CPI is based in 2002.</p> </div> <div style="width: 45%;"> <p>How You Will Get There</p> <p>Step 2: Apply Formula 4.4 to calculate the PPD for both 2006 and 2011.</p> <p>Step 3: Apply Formula 3.1 to calculate the percent change.</p> </div> </div>								
<b>Perform</b>	<div style="display: flex; justify-content: space-between;"> <div style="width: 45%;"> <p>Step 2: PPD 2006</p> <math display="block">= \frac{\\$1}{108.6 / 100} \times 100 = 92.0810\%</math> <p>PPD 2011</p> <math display="block">= \frac{\\$1}{119.4 / 100} \times 100 = 83.7521\%</math> <p>Step 3: <math>\Delta\% = 0.837521 - 0.920810 \times 100 = -9.0452\%</math></p> </div> <div style="width: 45%;"> <p>Calculator Instructions</p> <table border="1" style="width: 100%; text-align: center;"> <thead> <tr> <th>OLD</th> <th>NEW</th> <th>%CH</th> <th>#PD</th> </tr> </thead> <tbody> <tr> <td>0.920810</td> <td>0.837521</td> <td>Answer: -9.045188</td> <td>1</td> </tr> </tbody> </table> </div> </div>	OLD	NEW	%CH	#PD	0.920810	0.837521	Answer: -9.045188	1
OLD	NEW	%CH	#PD						
0.920810	0.837521	Answer: -9.045188	1						
<b>Present</b>	From March 2006 to March 2011, your purchasing power declined by 9.0452%. This means that if in March 2006 you were able to buy approximately 92 items with a certain sum of money, in March 2011 you were only able to buy about 83 items with the same amount of money.								

## Real Income

Another application of the consumer price index allows you to assess your real earnings. With the cost of living (inflation) always changing, it is difficult to assess how much more or less money you are truly making. **Real income** allows you to remove the effects of inflation from your income, allowing for a fair comparison of earnings at different points in time. For example, if your gross earnings last year were \$50,000 and you received a \$1,500 raise this year, how much more are you truly earning if the CPI changed from 114.6 to 116.6 over the same time frame?



## The Formula


**Nominal Income:** The nominal income reflects your current gross earnings inclusive of any inflation since the base period of the CPI. / 100 is Decimal Conversion: Convert the CPI to decimal format before completing the division. CPI is Consumer Price Index: The index value used is the CPI that corresponds to the same point in time at which you earned the nominal

**RI is Real Income:** This is the true amount of your income once inflation has been removed. The income represents the true amount of your earnings corresponding to the CPI base year. Thus, if the CPI is based in 2002, then these are your real earnings for 2002.

**Formula 4.5 – Real Income: ???? =**

???????????????? ???? ????????????

?????? / ??????



### How It Works

Follow these steps to calculate your real income:

**Step 1:** Identify the nominal income. Determine the CPI value that corresponds to the same time frame as the nominal income and note the base year for interpretation purposes. In the event that the real income is known and you are solving for a different unknown, you must identify the known variables in this step.

**Step 2:** Calculate the real income by applying Formula 4.5.

Assume your gross earnings were \$40,000 when the CPI was 111.7. Currently your income is \$42,000 and the CPI is

113.3. Calculate your real income to assess how your income has changed.

Step 1: In this case, you have two nominal incomes to convert for comparison purposes. In the past, nominal income =

$$1.133 / 100$$

\$40,000 and CPI = 111.7. Currently, nominal income = \$42,000 and CPI = 113.3.

$$111.7 / 100$$

Step 2: In the past,  $RI = \frac{\$40,000}{1.133}$

$$= \$35,810.21. \text{ Currently, } RI = \frac{\$42,000}{1.133}$$

$$= \$37,069.73. \text{ Comparing the amounts,}$$

you see that your real income expressed in 2002 dollars has risen by \$37,069.73 – \$35,810.21 = \$1,259.52. Notice that your nominal income rose by \$2,000. This means that of your \$2,000 increase in income, you really are only making \$1,259.82 more. The other \$740.18 represents your increased cost of living.

**Example 4.3D: Did You Get a Raise?**

Now that your boss has conducted your performance review, the time has come to discuss your raise. Currently, you earn \$81,250 annually. Your boss has offered you a new salary of \$83,000 annually. You know last year that the CPI was 104.1 and this year it sits at 106.6. Assess the salary offer.

<b>Plan</b>	To assess the offer, remove inflation from your nominal incomes, allowing for a fair comparison between the two salary amounts. Calculate the real income (RI) for each salary.	
<b>Understand</b>	<p>What You Already Know</p> <p>Step 1: You know the following information about your old and new salaries: Old Nominal Income = \$81,250      Old CPI = 104.1</p> <p>New Nominal Income = \$83,000      New CPI = 106.6</p> <p>Both CPI amounts are based on the year 2002.</p>	<p>How You Will Get There</p> <p>Step 2: Apply Formula 4.5 to each salary.</p>

<b>Perform</b>	<p>Step 2: RI Last Year = <math>\frac{\\$81,250}{104.1 / 100} = \\$78,049.95</math></p> <p>RI This Year = <math>\frac{\\$83,000}{106.6 / 100} = \\$77,861.16</math></p> <p><math>\\$77,861.16 - \\$78,049.95 = -\\$188.79</math></p>
<b>Present</b>	<p>Although it appears as if you are receiving a \$1,750 wage increase, when you factor in the increased cost of living you are actually earning \$188.79 less than you did last year. Perhaps you should discuss this matter further with your boss. Since the CPI had a percent change of 2.4015%, your income must rise to at least \$83,201.25 for you to break even.</p>



Section 4.3 Exercises

Mechanics

Chosen      Quantity      (\$)<sub>Base</sub>      Quantity      (\$)<sub>Base</sub>      ValueIndex

Number \$559.99 \$539.99 100? \$315,000.00? 1,000 12,415.9 \$114.30 \$112.50? 101.6? \$248.75 1,000 1,548.9

For questions 1–4, solve for the unknown variables (identified with a ?) based on the information provided. Round index numbers to one decimal and base values to the nearest integer.

- 1.
- 2.
- 3.
- 4.

Consumer Price Purchasing Power of Index (CPI) a Dollar (PPD) 107.9? 80%

For questions 5–9, solve for the unknown variables (identified with a ?) based on the information provided.

- 5.
- 6.

Nominal Income (\$) Consumer Price Index (CPI) Real Income (RI) \$45,000.00 120.0? 105.0 \$29,523.81 \$86,000.00? \$80,298.71

- 7.
- 8.
- 9.

## Applications

- In Regina, a 4 L bag of 2% milk has an average price of \$3.71. Prices in Toronto and Montreal are \$4.55 and \$5.40, respectively. Calculate an index of these prices using Regina as the base.
- If Sabrina is currently earning \$53,000 and the CPI changes from 105.9 to 107.6, how much money does she need to earn next year just to keep up with inflation?
- If the CPI rises from 103.4 to 108.8, how much money at the start is required to have the same purchasing power as \$100 at the end?
- George currently earns \$28,000 per year. As per his union salary grid, next year he will earn \$32,500 per



year. If the CPI increases from 104.0 to 106.1 over the same time frame, how much of his raise is real income?

- Last year the purchasing power of a dollar was 84.3%. This year the purchasing power of a dollar is 81.4%. What is the percent change in the CPI between the two years?

## Challenge, Critical Thinking, & Other Applications

- An investor had \$200,000 invested in an S&P/TSX Composite Index portfolio in 2009. By 2011, the index rose to 14,136.50. If the index in 2009 was 8,694.90, how much money would the investor have in her portfolio in 2011, if she was able to match the market performance?
- Over the years, Hannah's income has changed from \$36,000 to \$40,000 to \$45,000. If the CPI changed from 102.9 to

105.1 to 108.6 over the same time period, determine Hannah's percent change in real income from year to year.

- The CPI rose from 102.6 in 2003 to 116.5 in 2010. The S&P/TSX Composite Index rose from 6,569.49 to 11,294.42 over the same time period. If an investor had \$125,000 invested in 2003, how much of the growth (in dollars) for the portfolio over the seven years represents real growth?
- An enterprise has 136 employees earning an average income of \$42,250 per year. If the CPI rises from 103.7 to 107.2, by what amount do total wages rise if all employee wages are adjusted to match the CPI?
- Using January 2003 as your base year with a base value = 100, compute a series of indexes for the S&P/TSX Composite Index from select years in 2003 to 2011. Interpret your results.

	2003	2005	2007	2009	2011
January index	6,569.49	9,204.05	13,034.12	8,694.90	13,551.91

- Below is select information on the CPI from 2004 to 2010:

	2004	2006	2008	2010
July CPI	105.0	109.6	115.8	116.8

Using this information, determine the following:

- The purchasing power of a dollar for each year. Interpret your results.
- If you were earning \$34,500 in 2002, calculate the nominal income required each year to keep up with the changes in the CPI.

# CHAPTER 4 SUMMARY

---

## Key Concepts Summary

### **Section 4.1: Gross Earnings (Off to Work You Go)**

- Calculating salary and hourly gross earnings
- Discussion of employment contract characteristics for salary and hourly earners
- Calculating commission gross earnings
- Calculating piecework gross earnings

### **Section 4.2: Personal Income Tax (The Taxman Taketh)**

- Provision of 2013 federal and provincial/territorial tax brackets and corresponding tax rates
- Calculation of income taxes

### **Section 4.3: Indexes (The Times Are Changing)**

- What is an index and how is it calculated?
- Specialty indexes, including the consumer price index and the S&P/TSX Composite Index
- Using the CPI to calculate the purchasing power of a dollar
- Using the CPI to calculate real income

## The Language of Business Mathematics

**basic personal amount** The amount of income for which the wage earner is granted a tax exemption.

**commission** An amount or a fee paid to an employee for performing or completing some form of transaction. **consumer price index** A measure of the

average price of a typical Canadian market basket, which is used to estimate inflation in Canada.

**graduated commission** A form of compensation where an employee is offered increasing rates of commission for higher levels of performance.

**gross earnings** The amount of money earned before any deductions are removed from a paycheque. **holiday earnings** Earnings paid to an employee on a statutory holiday for which no work is performed. **hourly wage** A variable compensation based on the time an employee has worked.

**index** A number used to compare two quantities sharing the same characteristic as measured under different circumstances.

**index number** The expression of a relationship between two quantities; it is a result of an index calculation.

**market basket** The average price of the goods and services that a typical Canadian household commonly purchases; used in calculating the consumer price index.

**overtime** Work time in excess of an employee's regular workday or regular workweek. **overtime or premium earnings** Earnings determined by an employee's overtime rate of pay and that occur when regular hours are exceeded.

**personal income tax** A tax on earned income that is levied by both the federal and provincial/territorial governments.

**piecework** A form of compensation where an employee is paid on a per-unit basis.

**progressive tax system** A personal income tax system where the tax rate increases as the amount of income increases; however, the increased tax rates apply only to income amounts above a minimum threshold.

**public holiday** A provincially recognized day for which employees may or may not get a day of rest and may or may not receive pay depending on provincial employment standards.

**purchasing power of a dollar** The amount of goods and services that can be purchased with a dollar.

**real income** Income that has the effects of inflation removed from its amount.

**regular earnings** Earnings determined by an employee's regular rate of pay.

**S&P/TSX Composite Index** This index captures the equity prices of approximately 200 of Canada's largest companies on the Toronto Stock Exchange as measured by their market capitalization, representing approximately 70% of the Canadian market capitalization listed on the TSX.

**salary** A fixed compensation paid to a person on a regular basis for services rendered.

**salary plus commission** A form of compensation in which gross earnings combine a basic salary together with commissions on transactions.

**statutory holiday** A legislated day of rest with pay.

**statutory holiday worked earnings** Earnings paid to an employee on a statutory holiday at a premium rate for working on the statutory holiday.

**straight commission** A form of compensation where the employee's entire earnings are based on dollar transactions and calculated strictly as a percentage of the total transactions.

## The Formulas You Need to Know

### *Symbols Used*

C  
 PI  
 =  
 co  
 ns  
 u  
 me  
 r  
 pri  
 ce  
 in  
 de  
 x  
 G  
 E  
 =  
 gr  
 oss  
 ear  
 ni  
 ng  
 s  
 PPD =  
 purchasi

ng power  
of a  
dollar RI  
= real  
income

**Formulas Introduced**

Formula 4.1: Salary and Hourly Gross Earnings:

$GE = \text{Regular Earnings} + \text{Overtime Earnings} + \text{Holiday Earnings} + \text{Statutory Holiday Worked Earnings}$  (Section 4.1) Formula 4.2 Annual Income Tax:

Base quantity  
 $\text{Income Tax} = \sum(\text{Eligible Income in Tax Bracket} \times \text{Tax Bracket Rate})$   
(Section 4.2) Formula 4.3 Index Numbers:  $\text{Index Number} = \text{Chosen quantity} \times \text{Base value}$  (Section 4.3)

$\text{CPI} / 100$

Formula 4.4: Purchasing Power of a Dollar:  $\text{PPD} = \frac{\text{CPI}}{\text{CPI}_0} \times \$1$

(Section 4.3)

$\text{CPI} / 100$

Formula 4.5: Real Income:  $\text{RI} = \frac{\text{Nominal Income}}{\text{CPI} / 100}$  (Section 4.3)

## Technology

**Calculator**

The percent change ( $\Delta\%$ ) function is used in this chapter. See the end of Chapter 3 for a full discussion of this function.



## Chapter 4 Review Exercises

For any questions involving income tax calculations, refer to the tables previously introduced in this chapter for federal income taxes and provincial/territorial income taxes.

### Mechanics

- Jim's annual salary is \$45,670 paid weekly for 36.25 hours of work each week. Determine his total gross earnings for one pay period in which he worked 8.75 hours of overtime.
- Tracy is paid 4% commission on any sales above \$150,000 plus a base salary of \$500. What are her gross earnings for a pay period where her sales were \$225,000?
- Sisko has annual gross taxable earnings of \$99,990. Determine his annual federal income tax.
- Jean-Luc works two part-time jobs in Ontario. If his annual wages from each position are \$17,444 and \$16,430, determine his annual provincial income tax.
- If the CPI rises from 102.6 to 110.8, determine the percent change in the purchasing power of a dollar.
- Since Maybelline graduated from college in 2004, her salary has changed from \$23,100 in 2004 to \$27,800 in 2009. Over that time, the CPI has increased from 105.0 to 114.9. Express Maybelline's salary in real dollars and determine the percent change in her real earnings.

### Applications

- You have been given two job offers. The first employer is offering \$17.50 per hour. The second employer is offering a

\$33,000 annual salary. Both employers expect that you might be able to earn an additional two hours of overtime per week. Treat any holiday earnings as regular earnings and suppose there are no statutory holiday worked earnings. If both jobs

have 7.5 regular hour workdays five times per week for 52 weeks, which employer is offering the higher annual gross earnings? By what amount in dollars?

- Juanita is an architect. She is paid \$41.25 per hour and normally works eight-hour days, Monday through Friday. Her employer has agreed to pay her overtime at double her regular rate of pay and any time worked on a statutory holiday at

2.5 times her regular pay. What are Juanita's gross earnings in a single week from Sunday to Saturday where she worked 4, 9, 8, 11.5, 8, 0, and 6 hours, respectively, where Monday was a statutory holiday and her employer has decided to pay her in lieu of another day off?

- Lorelei works on the production line for eight hours each day. She earns \$9.50 per hour plus \$0.13 per kilogram of sardines that she packs in excess of 100 kg per day. What are her daily gross earnings in a single day where she manages to pack 200, 250 g cans of sardines per hour?
- Determine whether a wage earner in British Columbia or Ontario pays the least provincial income taxes on gross taxable earnings of \$58,000. What percentage more does the wage earner with the higher income tax pay?
- If Henri had \$200,000 invested in his S&P/TSX Composite Index portfolio in 1975, how much would the portfolio be worth in March of 2011 when the S&P/TSX Composite Index was 14,116.10?
- In the province of Saskatchewan, you are paid an hourly wage of \$11.25 and you work 7.5-hour days for five days per week. Assuming a 52-week year, determine the amount of provincial income tax deducted from your biweekly paycheck.

### Challenge, Critical Thinking, & Other Applications

- Karen is paid \$12.00 per hour for her work as a cashier at an Alberta retail outlet. Her employer pays a standard overtime rate. Her regular workday is eight hours and 40 hours per week.
- What are her gross earnings in a single week from Sunday to Saturday where Karen worked 12, 8, 12, 8, 0, 8, and 8 hours, respectively?
- If this represents a typical week for Karen, what are the federal and provincial income taxes that should be deducted from her biweekly paycheques (assume 52 weeks in a year)?
- Living in Nova Scotia, Rufus pays \$410.50 per biweekly pay period in total federal and provincial income tax. What are his gross taxable earnings?
- Gilligan is paid a graduated commission of 1% on his first \$50,000 in sales, 3½% on the next \$75,000 in sales, 4% on the next \$75,000 in sales, and 5½% on all sales above that amount. If his total gross



earnings were \$9,516.25, determine his sales during the pay period.

- Last year your annual salary was \$58,150. This year your salary was increased in accordance with the CPI. Last year, the CPI was 108.9 and this year it is 111.1. Determine the amount of federal income tax that is deducted from your semi-monthly paycheque throughout the current year.

- As a sales representative, you average \$350,000 per month in sales. Your commission is calculated as 1% of the first

\$120,000, 2% on the next \$120,000, and 3% for anything higher. If you live in Ontario, determine both of the federal and provincial income taxes that are removed from your monthly commission cheques.

- Rufaro is the payroll administrator for New Wave Industries. There are four employees on the payroll. Buck and Roger receive annual salaries of \$41,000 and \$85,555, respectively. Luke receives piecework wages of \$2.50 per item and produces 45 items per day five days per week. Leah is paid a base salary of \$200 per week and receives 6% commission on average weekly sales of \$10,000. Assuming a 52-week year, determine the annual total federal income taxes that New Wave Industries must remit to the federal government on behalf of its employees.
- For every province in Western Canada (British Columbia, Alberta, Saskatchewan, and Manitoba), determine the total annual income tax deducted from an annual gross taxable income of \$66,660. Express the total income tax as a percentage of gross income.
- For a weekly pay period, you know the following information about the payroll at Hopper Industries. Friday is a statutory holiday.
- Christie receives an annual salary of \$44,880 based on a 36-hour workweek comprised of four, nine-hour days. She has two hours of overtime at time-and-a-half and did not work the statutory holiday.
- Marie is paid \$16.75 per hour based on eight-hour days and a 40-hour workweek. All premium wages are paid at regulatory minimums. From Sunday to Saturday, she worked 8, 0, 8, 8, 8, 3, and 8 hours, respectively. She will not receive another day off in lieu for the statutory holiday.
- Norm receives a graduated commission of 2.25% on his first \$100,000 in sales and 4.15% on anything higher. His sales during one week were \$123,000. Ignore his holiday or statutory earnings in your calculations.
- Garth is paid a straight piecework wage of \$1.12 per unit produced. He worked a total of 30 hours during the week, producing one unit every five minutes. Ignore his holiday or statutory earnings in your calculations.

For all employees combined, determine the total regular earnings, overtime earnings, holiday earnings, and holiday worked earnings that Hopper Industries must report on its weekly company payroll report.

### Chapter 4 Case Study

## Payroll Planning

### The Situation

As Lightning Wholesale reviews the payroll for one of its divisions, it needs to produce a report on the overall payroll for last year. The tables below list each employee along with his or her compensation for last year. The report needs to include details about each employee along with overall company figures.

### The Data

#### Last Year's Employee Compensation Information:

Name	Annual Salary	Hourly Wage	Average O/T Hours per Pay Period	Average Sales per Pay Period
Jack	\$39,000		2	
Gail				\$169,500
Jennifer		\$16.98	5	
Evelyn				\$134,000
Indiana	\$76,500		3	
Hakim		\$34.94	4	

#### Per Pay Period Graduated Commission Scale:

Commission Scale	Commission Rate
\$0.00–\$50,000.00	1.01%
\$50,000.01–\$100,000.00	2.98%
\$100,000.01 and up	4.44%

### Important Information

- A normal workweek for any employee is 7.5 hours per day from Monday through Friday.
- Lightning Wholesale pays overtime at time-and-a-half and is never open on statutory holidays.
- Lightning Wholesale issues payroll every two weeks.
- Lightning Wholesale is situated in Ontario.
- Federal and provincial income tax information can be found in Tables 4.3 and 4.4 in this chapter.
- A 52-week year is assumed.

### Your Tasks

- Create a report on each employee and summarize the information in a table.
- Calculate the annual regular earnings.
- Calculate the annual overtime earnings.
- Calculate the annual gross earnings.
- Calculate the annual federal income taxes.
- Calculate the annual provincial income taxes.
- Calculate the employee's take-home pay after deducting taxes.
- Calculate the totals of all of the above.

# CHAPTER 5: MARKETING AND ACCOUNTING FUNDAMENTALS

---

## (Keeping Your Nose above Water)

When a new retail store opens in your neighbourhood strip mall, you wonder whether it will still be running six months or a year from now. Do its owners know how much merchandise they have to sell to cover their costs? Will any money be left over to help grow the business?

While the numbers vary, approximately 15% of new companies in Canada go out of business in their first year of operations. This number rises to 38% by the third year and to a staggering 49% over the first five years.<sup>1</sup> Why do so many new businesses fail? Economic conditions, the fierceness of competition, changing consumer tastes, or even changes in taxes all contribute to the problem, but one of the most common reasons businesses fail is poor tracking of their basic financial numbers.

So if you want your own business to succeed, you need to understand its financial side. You need to be able to answer questions like the following:

- How does the money leave the business through costs and expenses?
- How does the money come into the business through revenue, which is determined by both the price tags on the merchandise and the volume at which that merchandise sells?
- What is the minimum amount of revenue that is needed to cover the costs?
- What is the resulting profitability of the business?

The next three chapters introduce the concepts behind the key numbers in any business.

- This chapter introduces the global model of the relationship between costs and revenues. It shows the overall cost structure of a business and introduces models for developing total costs and total revenues. It explains how you calculate net income and contribution margins. Armed with all of this knowledge, you can then answer the break-even question: How much does the business need to sell to cover its costs?
- Chapter 6 explores merchandising, including methods of calculating the cost of an individual product along with setting its associated retail price, and the impact of markup and markdown decisions.

- Chapter 7 delves into cost elements that the accounting department typically handles, including sales and property taxes, the mathematics of invoicing, and how to handle currency conversions properly.

## Outline of Chapter Topics

5.1: Cost-Revenue-Net Income Analysis (Need to Be in the Know)

5.2: Break-Even Analysis (Sink or Swim)

[1 Eileen Fisher and Rebecca Reuber, \*The State of Entrepreneurship in Canada: February, 2010\*, \(Ottawa, ON: Small Business and Tourism Branch, Industry Canada\), 9, www.ic.gc.ca/eic/site/061.nsf/vwapj/SEC-EEC\\_eng.pdf/\\$file/SEC-EEC\\_eng.pdf.](http://www.ic.gc.ca/eic/site/061.nsf/vwapj/SEC-EEC_eng.pdf/$file/SEC-EEC_eng.pdf)

5-138

Creative Commons License (CC BY-NC-SA)      J. OLIVIER

## : COST-REVENUE-NET INCOME ANALYSIS

---

### (Need to Be in the Know)

The end of the month is approaching, and bills are coming due. As you sit at your kitchen table trying to figure out your budget for next month, you wonder whether you will be able to afford that concert you had been planning on attending. Some of your costs remain unchanged from month to month, such as your rent, Internet service, gym membership, and insurance. Other costs tend to fluctuate with your usage, such as your utilities, cellphone bill, vehicle fuel, and the amount of money spent on recreational activities. Together, these regular and irregular costs total to next month's costs.

Examining a few recent paycheque stubs, you calculate the average monthly net income you bring home from your hourly cashier position at Sobeys. The exact amount of each paycheque, of course, depends on how many hours you work. Besides your short-term costs, you need to start saving for next year's tuition. Therefore, your budget needs to include regular deposits into your savings account to meet that goal. Once you have put your bills, paycheques, and goals together, you hope that your budget will balance. If there is a shortfall, you will have to miss out on those concert tickets.

Budgeting at work is no different in principle from your home budget. Businesses also need to recognize the different types of costs they incur each month, some of which remain the same and some of which fluctuate. Businesses need to pay for these costs by generating revenues, which correspond to your paycheque. As with your education goals, businesses also require profits to grow. A business needs to understand all of these numbers so it can plan its activities realistically.

This section explores the various types of costs and establishes a model relating total costs to total revenues to determine total profitability levels. You will then apply this model to see how the sale of an individual product contributes to covering costs and how each product individually contributes to overall profitability.

### Types of Costs

A **cost** is an outlay of money required to produce, acquire, or maintain a product, which includes both physical goods and services. Costs can come in three forms:

- A **fixed cost** is a cost that does not change with the level of production or sales (call this “output” for short). In other words, whether the business outputs nothing or outputs 10,000 units, these costs remain the same. Some examples include rent, insurance, property taxes, salaries unrelated to production (such as management), production equipment, office furniture, and much more. **Total fixed costs** are the sum of all fixed costs that a business incurs.
- A **variable cost** is a cost that changes with the level of output. In other words, if the business outputs nothing there is no variable cost. However, if the business outputs just one unit (or more) then a cost appears. Some examples include material costs of products, production labour (hourly or piecework wages), sales commissions, repairs, maintenance, and more. **Total variable costs** are the sum of all variable costs that a business incurs at a particular level of output.
- A **blended cost** is a cost that comprises both fixed cost and variable cost components. In other words, a portion of the total cost remains unchanged while another portion depends on the output. For calculation purposes, you must separate a blended cost into its fixed and variable cost components. A few examples will illustrate the concept of blended costs:
  - Residential natural gas bills from Manitoba Hydro include a fixed charge per month of \$14 plus charges for cubic metres of actual consumption based on transportation, distribution, and primary and supplemental gas rates. In this situation, the \$14 is a fixed cost while the actual consumption of natural gas is a variable cost.
  - A cellphone bill includes a fixed charge for the phone service plus any additional charges for usage, such as long distance, texting, or data.
  - If employees are paid a salary plus commission, then their salaries represent fixed costs while their commissions are a variable cost.




### The Formula

In calculating business costs, fixed costs are commonly calculated on a total basis only since the business incurs these costs regardless of any production. However, variable costs are commonly calculated both on a total and per-unit basis to reveal the overall cost along with the cost associated with any particular unit of output. When these variable costs are assigned

on an individual basis it is called a **unit variable cost**. The calculation of unit variable cost has a further benefit because it allows managers to explore how the total business costs vary at different levels of output.

Formula 5.1 – Unit Variable Cost:  $VC = \frac{4}{3}n$  n is Level of Output: In the simple average formula, n

represented the number of pieces of data. For this chapter, the definition is further specified to represent the total number of units produced or sold or the total output that incurred the total variable costs. TVC is Total Variable Cost: The total variable costs in dollars that were incurred at a particular level of output. In the simple average formula, this is represented by the symbol  $\Sigma x$ , which stands for the total of all pieces of data. VC is Unit Variable Cost: The unit variable cost is an adapted simple average formula (Formula 3.3) with specific definitions for the data and the quantity. The end result of the calculation is the typical or average variable cost associated with an individual unit of output. Being a dollar cost, the unit variable cost is rounded to two decimals.



### How It Works

Follow these steps to calculate the unit variable cost:

**Step 1:** Identify all fixed, variable, and blended costs, along with the level of output. For variable costs, understand any important elements of how the cost is structured. For blended costs, separate the costs into variable and fixed components.

**Step 2:** Calculate the total variable cost (TVC) by totalling all variable costs at the indicated level of output. This involves taking any known unit variable costs and multiplying each by the level of output.

**Step 3:** Divide the total variable cost by the total level of output by applying Formula 5.1.

Assume a company produces 10,000 units and wants to know its unit variable cost. It incurs production labour costs of \$3,000, material costs of \$1,875, and other variable costs totalling \$1,625.

Step 1: In this case, all costs are variable costs (production labour and material costs are always variable). The level of output is  $n = 10,000$  units. Step 2: Total all



variable costs together to  
get TVC =  
 $\$3,000 + \$1,875 + \$1,625 = \$6,500.$

Step 3: Apply Formula  
5.1 to arrive at VC =  
 $\$6,500 / 10,000 = \$0.65.$   
This means that, on  
average, the variable cost  
associated with one unit  
of production is  
\$0.65.



### Important Notes

The definitions of variable, fixed, and blended costs along with their typical associated examples represent a simplified view of how the real world operates. The complexities involved in real-world business costs complicate the fundamentals of managing

a business. Therefore, here is how this textbook addresses the complexities of atypical operations, changing fixed costs, and decreasing unit variable costs:

- **Atypical Operations.** Although there are “normal” ways that businesses operate, there are also businesses that have atypical operations. What is a fixed cost to one business may be a variable cost to another. For example, rent is usually a fixed cost. However, some rental agreements include a fixed base cost plus a commission on the operational output. These rental agreements form blended costs. This textbook does not venture into any of these atypical costs and instead focuses on common cost categorizations.
- **Changing Fixed Costs.** In real-world applications, fixed costs do not remain flat at all levels of output. As output increases, fixed costs tend to move upwards in steps. For example, at a low level of output only one manager (on salary) may be needed. As output increases, eventually another manager needs to be hired, perhaps one for every 20,000 units produced. In other words, up to 20,000 units the fixed costs would be constant, but at 20,001 units the fixed costs take a step upwards as another manager is added. The model presented in this textbook does not address these upward steps and treats fixed costs as a constant at all levels of output.
- Dell computer \$214.48 monthly lease payments  
Office furniture (desk and chair) \$186.67 monthly

rental \$166.88 per month  
 Shaw high-speed Internet connection \$166.88 per month  
 Your wages \$30 per hour  
 Utilities \$13 per month plus \$0.20 per hour usage  
 Software (and ongoing upgrades) \$20.00 per month  
 Business licences and permits \$27.00 per month  
 Google click-through rate \$10.00 per month + \$0.01 per click payable as total clicks per sale

**Decreasing Unit Variable Costs.** Production tends to realize efficiencies as the level of output rises, resulting in the unit variable cost dropping. This is commonly known as achieving **economies of scale**. As a consumer, you often see a similar concept in your retail shopping. If you purchase one can of soup, it may cost \$1. However, if you purchase a bulk tray of 12 cans of soup it may cost only \$9, which works out to 75¢ per can. This price is lower partly because the retailer incurs lower costs, such as fewer cashiers to sell 12 cans to one person than to sell one can each to 12 different people. Now apply this analogy to production. Producing one can of soup costs 75¢. However, a larger production run of 12 soup cans may incur a cost of only \$6 instead of \$9 because workers and machines can multitask. This means the unit variable cost would decrease by 25¢ per can. However, the model in this textbook assumes that unit variable costs always remain constant at any given level of output.

**Example 5.1A: Knowing Your Costs**

You are considering starting your own home-based Internet business. After a lot of research, you have gathered the following financial information:

Generating and fulfilling sales of 430 units involves 80 hours of work per month. Based on industry response rates, your research also shows that to achieve your sales you require a traffic volume of 34,890 Google clicks. On a monthly basis, calculate the total fixed cost, total variable cost, and unit variable cost.

<b>Plan</b>	Calculate the monthly total fixed costs (TFC), total variable costs (TVC), and the unit variable cost (VC).	
<b>Understand</b>	<p>What You Already Know</p> <p>There are three different types of costs. Other known information includes:</p> <p><math>n = 430</math> units      Hours = 80                  Google clicks = 34,890</p>	<p>How You Will Get There</p> <p>Step 1: Sort the costs into fixed and variable. Separate the components for blended costs. You can total the fixed costs to arrive at the total fixed costs, or TFC.</p> <p>Step 2: Calculate variable costs, then total them to arrive at the total variable cost, or TVC.</p> <p>Step 3: Apply Formula 5.1 to calculate the unit variable cost.</p>

Fixed Costs Variable Costs  
 Dell computer \$214.48 Wages \$30.00 per hour Office furniture \$186.67 Utilities (blended cost) \$0.20 per hour  
 Shaw high-speed Internet \$166.88 Google clicks (blended cost) \$0.01 per click Utilities (blended cost) \$13.00 only  
 Software \$20.00 Business licences/permits \$27.00 Google clicks (blended cost) \$10.00 only  
 TOTAL FIXED COSTS TFC = \$638.03

<b>Perform</b>	<p>Step 1:</p>   <p>Step 2: <math>TVC = (\\$30.00 \times \text{hours}) + (\\$0.20 \times \text{hours}) + (\\$0.01 \times \text{Google clicks})</math>  <math>= (\\$30.00 \times 80) + (\\$0.20 \times 80) + (\\$0.01 \times 34,890) =</math>  <math>\\$2,764.90</math></p> <p>Step 3: <math>VC = \frac{\\$2,764.90}{430} = \\$6.43</math></p>
<b>Present</b>	<p>Seven components make up the fixed costs: the computer, furniture, Internet service, fixed utilities, software, licences/permits, and the fixed Google cost, all totalling \$638.03. Three components make up the variable costs: wages, hourly utilities, and Google clicks, totalling \$2,764.90. The average unit variable cost is \$6.43 per unit sold.</p>

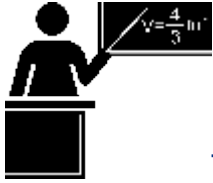
## Net Income Using a Total Revenue and Total Cost Approach

Most businesses are “for-profit” businesses, meaning that they operate to make money. In Example 5.1A, you figured out the total fixed costs, total variable costs, and the unit variable cost for your Internet business. However, you left unanswered one of the most important questions in business: If you sell the planned 430 units, are you profitable? Is there any money left after you pay for all of those fixed and variable costs? You must also remember that 430 units is just an estimate.

What happens if you sell only 350 units? What happens if you sell 525 units? What happens if you decide to pay yourself a higher wage?

There are no guarantees in business, and the future is always uncertain. Successful business managers plan for the future and perform many “what-if” scenarios

to answer questions such as those above. This section develops a model for calculating total net income based on total revenues and total costs. The model allows managers to analyze various scenarios and determine the impact on profitability.



## The Formula

**n(S) is Total Revenue:** This term in the formula calculates how much money or gross income the sale of the product at a certain output level brings into the organization. **Total revenue** is the entire amount of money received by a company for selling its product, calculated by multiplying the quantity sold by the selling price.

### Formula 5.2 – Net Income

sstputeived ted by ice.Using a Total Revenue and Cost Approach: $NI = n(S) - (TFC + n(VC))$   
**TFC is Total Fixed Costs:** The total of all costs that are not affected by the level of output.  
**S is Unit Selling Price:** The unit selling price of the product.  
**n is Level of Output:** The number of units produced or sold or the output that incurred all of the variable costs.  
**VC is Unit Variable Cost:** From Formula 5.1, this is the average variable cost associated with an individual unit of output.  
**TFC + n(VC) is Total Costs:** This term in the formula calculates how much money is spent to generate the revenue. Total cost is the sum of all costs for the company, including both the total fixed costs and total variable costs. Two terms make up the costs: Total fixed costs (TFC) are a constant since these costs do not change with the level of output; total variable costs, represented mathematically by  $n(VC)$ , are the level of output multiplied by the unit variable cost.  
**NI is Net Income:** Net income is the amount of money left over after all costs are deducted from all revenues. If the number is positive, then the business is profitable. If the number is negative, then the business suffers a loss since the costs are exceeding the revenues. Note that many companies use the terms net earnings or net profit instead of the term net income. Net income is based on a certain level of output. This model assumes that the number of units that are produced or purchased (for resale) by the company exactly matches the number of units that are output or sold by the company. Therefore, the model does not consider inventory and its associated costs.



### How It Works

Follow these steps to calculate net income using a total revenue and total income approach:

**Step 1:** Calculate the total revenue. This requires identifying the unit selling price of the product and multiplying it by the level of sales.

**Step 2:** Calculate your total costs. This requires identifying and separating costs into fixed and variable components. Fixed costs are totalled to arrive at the total fixed

cost. Total variable costs are either known or can be calculated through multiplying the unit variable cost by the level of output.

**Step 3:** Calculate the net income by applying Formula 5.2.

For example, assume that last month a company incurred total variable costs of \$10,000 in the course of producing 1,000 units. For next month it forecasts total fixed costs of \$5,000 and all variable costs remaining unchanged. Projected production for next month is 1,200 units selling for \$25 each. You want to estimate next month's net income.

Step 1: Using Formula 5.2, you calculate total revenue from  $n(S)$ , or the total level of output multiplied by the price of the product. If you project sales of 1,200 units ( $n$ ) at \$25 each ( $S$ ), then the total forecasted revenue is  $1,200(\$25) = \$30,000$ .

Step 2: Total fixed costs, or TFC, are \$5,000. To get the total variable costs, you must resolve  $n(VC)$ . You calculate the unit variable cost, or VC, with Formula 5.1. Using the current month figures, you see  $VC = \$10,000 \div 1,000 = \$10$ . If the projected level of output is 1,200 units, then the total variable costs are  $1,200(\$10) = \$12,000$ .

Step 3: Applying Formula 5.2 you have  $NI = \text{Total Revenue} - \text{Total Costs} = \$30,000 - (\$5,000 + \$12,000) = \$13,000$ . Based on the numbers, you forecast net income of \$13,000 for next month.



### Important Notes

The Texas Instruments BAI Plus calculator is programmed with a version of Formula 5.2. The function is called Brkevn, and you access it by

pressing 2nd and then the number six key. The relationship between the formula symbols and the calculator symbols is displayed in the table below.

Variable	Formula 5.2 Notation	Calculator Notation
Total fixed cost	TFC	FC
Unit variable cost	VC	VC
Price per unit	S	P (for price)
Net income	NI	PFT (for profit)
Level of output	$n$	Q (for quantity)

To solve Formula 5.2 for the PFT or any other variable, enter data into all of the above variables except one. Keying in a variable requires inputting the value and pressing Enter. Use  $\uparrow$  and  $\downarrow$  to scroll through the display. When you are ready, scroll to the unknown variable and press CPT.

## TOP SECRET

### Paths To Success

An easy way to remember Formula 5.2 is to understand what the formula represents. As explained, the calculation of  $n(S)$  multiplies quantity by price to produce the total revenue. The  $(TFC + n(VC))$  takes the total fixed costs and adds the total variable costs (which is a function of quantity multiplied by unit variable cost) to arrive at the total cost. Therefore, Formula

- expressed more simply is:

$$\text{Net Income} = \text{Total Revenue} - \text{Total Cost}$$



### Give It Some Thought

In the following situations, explain what would happen to net income and why.

- The selling price is raised.
- The hourly wages of production workers are increased to match the increase in the consumer price index.
- The level of output decreases.
- Your insurance company lowers your insurance premiums because your company has had no claims in the past year.



**Example 5.1B: Running Your Internet Business**

Recall from Example 5.1A that you are considering starting your own home-based Internet business. The following information is known:

$FC = \$638.03$        $VC = \$6.43$       forecasted  $n = 430$   
 Based on these numbers, calculate:

The forecasted net income if your price per unit is \$10.

The dollar change in net income if you decide to pay yourself a higher wage of \$35.38 per hour instead of \$30.00 per hour while still working 80 hours. Note the total variable costs excluding wages were \$364.90.

The dollar change in net income if sales are 30% lower than your initial forecast, ignoring part (b) calculations.

**Plan**

You need to determine net income (NI) using the revenue and cost numbers.

Recalculate the total variable cost (TVC) to determine the impact of the higher wage. Then calculate the change in net income (NI).

c. Modify the level of output ( $n$ ) and calculate the change in net income (NI).

**Understand**

**What You Already Know**

The costs, level of output, and price are known:

$FC = \$638.03$        $VC = \$6.43$   
 forecasted  $n = 430$        $S = \$10$

For part (b), the total variable costs excluding wages are known:

$TVC$  (excluding wages) = \$364.90  
 New wage = \$35.38  
 Hours = 80

For part (c), the change in the level of output is known:

$\Delta\% = -30\%$

**How You Will Get There**

Step 1: Calculate total revenue at the forecasted output.

Step 2: Calculate total costs at the forecasted output.

Step 3: Apply Formula 5.2.

Step 1: Total revenue is unchanged since the output has not changed. Step 2: Fixed costs are unchanged. Recalculate the total variable costs by adding the new wages to the total variable costs excluding wages. By rearranging Formula 5.1, you can see  $TVC = n(VC)$ . Therefore, substitute  $TVC$  in place of  $n(VC)$  in Formula 5.2.

Step 3: Apply Formula 5.2 to recalculate the new net income. Compare to net income in part (a) and determine the change.

Step 1: The revised level of output is a percent change calculation where  $\Delta\% = -30\%$  and  $OLD = 430$ . Solve Formula 3.1 for New. Once New is known, recalculate total revenue.

Step 2: Fixed costs are unchanged. Recalculate total variables costs using the revised level of output.

Step 3: Apply Formula 5.2 to recalculate the new net income. Compare

to net income in part (a) and determine the change.

**Perform**

a. Step 1: Total revenue =  $n(S) = 430(\$10) = \$4,300$  Step 2:  $TFC = \$638.03$ ;  $TVC = n(VC) = 430(\$6.43) = \$2,764.90$  Step 3:  $NI = \$4,300 - (\$638.03 + \$2,764.90) = \$897.07$

b. Step 1: Total revenue = \$4,300 Step 2:  $TFC = \$638.03$ ;  $TVC = \$364.90 + (\$35.38 \times 80 \text{ hours}) = \$3,195.30$  Step 3:  $NI = \$4,300 - (\$638.03 + \$3,195.30) = \$466.67$  Change in  $NI = \$466.67 - \$897.07 = -\$430.40$

c. Step 1:  $-30\% = \frac{\text{New} - 430}{430} \times 100$   
 $-129 = \text{New} - 430$   
 $301 = \text{New}$   
 Total revenue =  $301(\$10) = \$3,010$   
 Step 2:  $TFC = \$638.03$ ;  $TVC = 301(\$6.43) = \$1,935.43$  Step 3:  $NI = \$3,010 - (\$638.03 + \$1,935.43) = \$436.54$   
 Change in  $NI = \$436.54 - \$897.07 = -\$460.53$

Calculator Instructions

	FC	VC
a.	638.03	6.43
b.	✓	$3195.3 \div 430 =$
c.	✓	6.43

\*First use  $\Delta\%$  function to calculate

	OLD	NEW	%C
c.	430	Answer: 301	-30

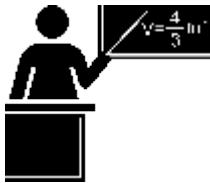
**Present**

Under the initial scenario, a net income of \$897.07 on sales of 430 units is forecast. If \$35.38 per hour, your net income decreases by \$430.40 to \$466.67. If your forecast is then your net income is reduced by \$460.53, resulting in a lower net income.

## Net Income Using a Total Contribution Margin Approach

In Example 5.1B, you learned that if you sell the projected 430 units of product for your Internet business, the total net income is \$897.07. What if you sold 431 units of the product? How would your net income change? Clearly it should rise, but by how much? One approach to answering this question is to rerun the numbers through Formula 5.2, revising the total revenues and total variable costs to calculate a new net income. This new net income can then be compared against the existing net income to determine how it changed. This is a multistep approach and involves a lot of work. An alternative approach explored in this section involves using a unit contribution margin to calculate the net income. The benefit of this approach is that with minimal calculations you can easily assess the impact of any change in the level of output.

In accounting and marketing, the **contribution margin** is the amount that each unit sold adds to the net income of the business. This approach allows you to understand the impact on net income of each unit sold, and Section 5.2 will explain its further benefit of allowing for a straightforward calculation of a break-even point. The contribution margin determines on a per-unit basis how much money is left over after unit variable costs are removed from the price of the product. This leftover money is then available to pay for the fixed costs. Ultimately, when all fixed costs have been paid for, the leftover money becomes the profits of the business. If not enough money is left over to pay for the fixed costs, then the business has a negative net income and loses money.



### The Formula

The difference between the increase in the total revenue and the increase in the total variable costs is how much the sale of an individual product contributes toward the change in your net income. Formula 5.3 expresses this relationship.

Formula 5.3 – Unit Contribution:  $CM = S - VCVC$  is Unit Variable Cost: The typical or average variable cost associated with an individual unit of output, as determined from Formula 5.1.S is Unit Selling Price: The unit selling price of the product.CM is Unit Contribution Margin: This is the amount of money that remains available to pay for fixed costs once the unit variable cost is removed from the selling price of the product.

If you have no units sold, your net income is negative and equal to the total fixed costs associated with your business,

since there is no offsetting revenue to pay for those costs. With each unit sold, the contribution margin of each product is available to pay off the fixed costs. Formula 5.4 expresses this relationship when calculating net income.

$n$  is Level of Output: The number of units produced or sold or the output that incurred all of the variable costs. Formula 5.4 – Net Income Using Total Contribution Margin Approach:  $NI = n(CM) - TFC$   
 $n(CM)$  is Total Contribution Margin: This term in the formula calculates how much money is left over to pay the total fixed costs. Use the contribution margin calculated in Formula 5.3 and multiply it by the level of output to determine the total monies remaining after all variable costs are paid.  
 How It Works  
 $TFC$  is Total Fixed Cost: The total of all costs that are not affected by the level of output.  
 $CM$  is Unit Contribution Margin: The amount of money per unit remaining after variable costs have been paid. It is available to cover fixed costs. Calculate the unit contribution margin by taking the unit selling price and subtracting the unit variable cost as per Formula 5.3.  
 $NI$  is Net Income: The amount of money left over after all costs have been paid is the net income. If the number is positive, then the business is profitable. If the number is negative, then the business suffers a loss.

Follow these steps to calculate the net income using a contribution margin approach:

**Step 1:** If unit information is known, apply Formula 5.3 and calculate the unit contribution margin by subtracting the unit variable cost from the selling price. This may or may not require you to use Formula 5.1 to calculate the unit variable cost.

**Step 2:** Calculate the total contribution margin by multiplying the contribution margin with the associated level of output.

**Step 3:** Calculate the total fixed costs by adding all fixed costs.

**Step 4:** Based on the level of output, calculate the net income by applying Formula 5.4.

For example, using the contribution margin approach, calculate the net income for a product that sells for \$75, has unit variable costs of \$31, total fixed costs of \$23,000, and total sales of 800 units.

Step 1: The unit contribution margin is calculated from Formula 5.3. If the product sells for \$75 and has unit variable costs of

\$31, then  $CM = \$75 - \$31 = \$44$ . This means that every unit sold has \$44 left over to contribute toward fixed costs.

Step 2: Now convert that into a total contribution margin. The first part of Formula 5.4 calculates total contribution margin through  $n(CM)$ . With sales of 800 units, the total contribution margin is  $800(\$44) = \$35,200$ .

Step 3: Total fixed costs are known:  $TFC = \$23,000$ .

Step 4: Apply Formula 5.4, which translates to Net Income = Total contribution margin – Total fixed costs, or \$35,200 – \$23,000 = \$12,200.

**TOP  
SECRET**

**Paths To Success**

When you work with Formula 5.4, sometimes unit information may not be known. Instead, you might just have a single aggregate number representing the total contribution margin for which somebody has already taken the total revenue and subtracted the total variable costs. In this case, skip step 1 and take the provided total contribution margin as the answer for step 2 with no calculations necessary.

**Example 5.1C: The Contribution Margin for Your Internet Business**

Continuing with Examples 5.1A and 5.1B, calculate the unit contribution margin and net income using the contribution margin approach. From the previous examples, recall the unit variable cost is \$6.43, unit selling price is \$10, total fixed costs are \$638.03, and the projected sales are 430 units.

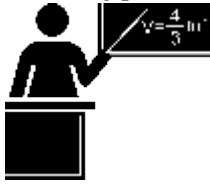
<b>Plan</b>	Calculate the unit contribution margin (CM) followed by the net income (NI) using the contribution margin approach.											
<b>Understand</b>	<p>What You Already Know</p> <p>The cost, price, and sales information are known:</p> $VC = \$6.43$ $S = \$10$ $TFC = \$638.03$ $n = 430$	<p>How You Will Get There</p> <p>Step 1: Calculate the unit contribution margin using Formula 5.3. Step 2: Calculate the total contribution margin by multiplying the unit contribution margin times the level of output.</p> <p>Step 3: Determine the total fixed costs.</p> <p>Step 4: To calculate net income, apply Formula 5.4.</p>										
<b>Perform</b>	<p>Step 1: <math>CM = \\$10.00 - \\$6.43 = \\$3.57</math></p> <p>Step 2: <math>n(CM) = 430(\\$3.57) = \\$1,535.10</math></p> <p>Step 3: <math>TFC = \\$638.03</math></p> <p>Step 4: <math>NI = \\$1,535.10 - \\$638.03 = \\$897.07</math></p>	<p>Calculator Instructions</p> <table border="1" style="margin-left: auto; margin-right: auto;"> <thead> <tr> <th>FC</th> <th>VC</th> <th>P</th> <th>PFT</th> <th>Q</th> </tr> </thead> <tbody> <tr> <td>638.03</td> <td>6.43</td> <td>10</td> <td>Answer: 897.07</td> <td>430</td> </tr> </tbody> </table>	FC	VC	P	PFT	Q	638.03	6.43	10	Answer: 897.07	430
FC	VC	P	PFT	Q								
638.03	6.43	10	Answer: 897.07	430								
<b>Present</b>	<p>When a product sells for \$10, \$6.43 goes toward paying for the variable costs of your business, leaving \$3.57 as your unit contribution margin. This means that for every unit increase in sales, your net income rises by \$3.57. Thus, if you sell 430 units you have a total contribution margin of \$1,535.10, which results in a net income of \$897.07 after removing fixed costs of \$638.03.</p>											

## Contribution Rates

It is difficult to compare different products and their respective dollar amount contribution margins if their selling prices and costs vary widely. For example, how do you compare a unit contribution margin of \$1,390 (selling price of

\$2,599.99) on a big screen television to a unit contribution margin of \$0.33 on a chocolate bar (selling price of \$0.67)? On a per-unit basis, which contributes relatively more to fixed costs? To facilitate these comparisons, the products must be placed on equal terms, requiring you to convert all dollar amount contribution margins into

percentages. A **contribution rate** is a contribution margin expressed as a percentage of the selling price.



### The Formula

Your choice between two formulas for calculating a contribution rate depends on whether you have unit information or only aggregate information. Both formulas are adaptations of Formula 2.2 (Rate, Portion, Base).

If unit information is known, including the unit variable cost and unit selling price, then calculate the contribution rate using unit information as expressed in Formula 5.5.

Formula 5.5: Contribution Rate if Unit Information Is Known):  $CR = \frac{CM}{S} \times 100$  is Percent Conversion: The contribution rate is always expressed as a percentage. CM is Unit Contribution: Calculated through Formula 5.3, this is the unit dollar amount that is left over after you subtract the unit variable costs from the unit selling price of the product. In Formula 2.2, this is the portion. S is Unit Selling Price: The unit selling price of the product. In Formula 2.2, this is the base. CR is Contribution Rate: This represents the percentage of the unit selling price that is available to pay for all of the fixed costs of the business. When all fixed costs are paid for, this percentage is the portion of the selling price that will remain as profit. In Formula 2.2, this is the rate.

If any unit information, including the unit variable cost or unit selling price, is unknown or unavailable, then you cannot apply Formula 5.5. Sometimes only aggregate information is known. When total revenue and total variable costs for any product are known or can at least be calculated, then you must calculate the contribution rate from the aggregate information as expressed in Formula 5.6.

CR is Contribution Rate: This represents the percentage of the unit selling price that is available to pay for all of the fixed costs of the business. Formula 5.6: Contribution Rate if Aggregate Information Is Known:  $CR = \frac{TR - TVC}{TR} \times 100$  is Percent Conversion: The contribution rate is always expressed as a percentage. TR is Total Revenue: This is the total amount of money that the company has received from the sale of the product. TVC is Total Variable Costs: This is the total cost associated with the level of output. When total variable costs are subtracted from the total revenue, the remainder represents the portion of money left over to pay the fixed costs.

Follow these steps to calculate a contribution rate:

**Step 1:** Identify the required variables and calculate the margin, if needed.

- If unit information is known, this requires you to calculate the unit contribution margin. Otherwise, calculate the unit contribution margin by applying Formula 5.3. You must identify the unit selling price.
- If aggregate information is known, you need to identify total revenue and total variable costs.

**Step 2:** Calculate the contribution rate.

- If unit information is known, apply Formula 5.5.
- If only aggregate information is known, apply Formula 5.6.

As an example of these steps, recall earlier that you wanted to compare the relative contributions of the big screen television and the chocolate bar. The television sells for \$2,599.99 and has a unit contribution margin of \$1,390. The chocolate bar sells for \$0.67 and has a unit contribution margin of \$0.33. Notice that the information being provided is on a per-unit basis. Calculate the contribution rate of each product.

Step 1: The contribution margins are known. For the television,  $CM = \$1,390$ , and for the chocolate bar,  $CM = \$0.33$ .

Step 2: Applying Formula 5.5, the television  $CR =$



$\$1,390.00 \div \$2,599.99 \times 100 = 53.4617\%$ , while  
 the chocolate bar CR  
 $= \$0.33 \div \$0.67 \times 100$   
 $= 49.2537\%$ . It is now  
 evident from the  
 contribution

rate that 4.208% more of the television's selling price is available to pay for fixed costs as compared to the chocolate bar's price.

Now change the facts. This time, assume there is no unit information. Instead, the television's total revenue is

$\$129,999.50$  and associated total variable costs are  $\$60,499.50$ . The chocolate bar has total revenue of  $\$3,886.00$  with total variable costs of  $\$1,972.00$ . Based on this information, you are to determine the product with the higher contribution rate. Step 1: The aggregate numbers are known for both products. For the television, TR =  $\$129,999.50$  and TVC =  $\$60,499.50$ . For the chocolate bar, TR =  $\$3,886.00$  and TVC =  $\$1,972.00$ .

$\$129,999.50$

Step 2: Applying Formula 5.6, the television CR =  $\$129,999.50 - \$60,499.50 \times 100 = 53.4617\%$ , while the chocolate bar

$\$3,886$

CR =  $\$3,886 - \$1,972 \times 100 = 49.2537\%$ . You have reached the same conclusion as above.



### Give It Some Thought

In each of the following situations, what would happen to the contribution rate and why?

- The selling price is raised.
- The hourly wages of production workers are increased to match the increase in the consumer price index.
- The level of output decreases.
- Your insurance company lowers your insurance premiums because your company has had no claims in the past year.

**Example 5.1D: Understanding the Contribution Rate of Your Internet Business**

Continuing with your ongoing Internet business from the three previous examples, calculate the contribution rate using both the unit and aggregate methods and show how they arrive at the same number. Remember that you are selling products for \$10 each, your unit contribution margin is \$3.57, total revenue is projected at \$4,300, and total variable costs are \$2,764.90.

<b>Plan</b>	Your goal is to calculate the contribution rate (CR) using both the unit and aggregate methods.
-------------	---

<b>Understand</b>	<p>What You Already Know</p> <p>Step 1: Prices, margins, revenue, and costs are known:</p> <p>S = \$10      CM = \$3.57              TR = \$4,300      TVC = \$2,764.90</p>	<p>How You Will Get There</p> <p>Step 2a: Using the unit method, apply Formula 5.5.</p> <p>Step 2b: Using the aggregate method, apply Formula 5.6.</p>
<b>Perform</b>	<p>Step 2a: <math>CR = \frac{\\$3.57}{\\$10.00} \times 100 = 35.7\%</math></p> <p>Step 2b: <math>CR = \frac{\\$4,300.00 - \\$2,764.90}{\\$4,300.00} \times 100 = 35.7\%</math></p>	
<b>Present</b>	<p>Under both the unit and aggregate method, your contribution rate equals 35.7%. This means that every time you sell a \$10 product, 35.7% of the revenue remains after recovering the cost of the product.</p>	

## Putting It All Together

You have studied costs, volume, and net income in this section. So far, you have considered each of these concepts separately while you worked through the various applications. It is time to put the types of costs, unit

variable cost, net income, sales, contribution margin, and contribution rate together so that you can see all of these concepts in a single scenario. Look at the following example.

### Example 5.1E: Running a Pizza Delivery Business

In the commercial section of the newspaper you come across an ad for a pizza delivery business for sale. Upon inquiry, you discover that the owner, who wants to sell the business and then retire, has four salaried employees and owns two delivery vehicles. He invites you to look through his books, where you acquire the following information:

**Employees:**

Owner's salary \$5,000 per month  
 \$2,000 per month each

**Business:**

Phone \$85 per month  
 Business insurance \$3,600 per year  
 Building lease \$2,000 per month

**Delivery Vehicles:**

Car insurance \$1,200 per year per vehicle  
 Fuel \$1,125 per month per vehicle  
 Oil changes \$225 per month per vehicle  
 Vehicle maintenance and repairs \$562.50 per month per vehicle  
 sold 4,500 per month

**Operations:**

Pizza ingredients, materials, and packaging \$19,125 per month  
 Selling price of pizza \$9 per pizza  
 Average number of pizzas sold 4,500 per month

Assume that this is all of the key information. You need to understand this business and therefore want to determine:

- A unit variable cost
- A typical monthly net income for the business
- The contribution margin per pizza
- The contribution rate

**Plan**

All calculations require the sorting of costs into fixed and variable components, which will be your first step. You then calculate a unit variable cost (VC) using the historical operations information. Once you obtain this, you can calculate the net income (NI), contribution margin (CM), and contribution rate (CR).

#### What You Already Know

#### Understand

You have unit information on costs, volume, and revenue, as listed above.

#### How You Will Get There

- Unit variable cost:

Step 1: Sort the costs into fixed and variable categories. Total the monthly fixed costs.

Step 2: Total the monthly variable costs.

Step 3: Calculate the unit variable cost by applying Formula 5.1.

- Net income:

- Step 1: Calculate total revenue at the level of output. Step
- 2: Calculate total costs at the level of output.
- Step 3: Calculate monthly net income by applying Formula 5.2.

- and d. Contribution margin and rate:

- Step 1: Calculate the contribution margin by applying Formula 5.3.
- Step 2: Calculate the contribution rate by applying Formula 5.5.

- Unit variable cost:

Steps 1 and  
2:

Fixed Costs per Month		Variable Costs per Month	
Owner's salary	\$5,000	Fuel	$\$1,125 \times 2 \text{ vehicles} = \$2,250$
Employee salaries and premiums	$\$2,000 \times 4 = \$8,000$	Oil changes	$\$225 \times 2 \text{ vehicles} = \$450$
Car insurance	$\$1,200 \times 2 \text{ cars} \div 12 \text{ months} = \$200$	Vehicle maintenance and repairs	$\$562.50 \times 2 \text{ vehicles} = \$1,125$
Phone	\$85	Pizza ingredients, materials, and packaging	\$19,125
Business insurance	$\$3,600 \div 12 \text{ months} = \$300$	<b>TOTAL VARIABLE COSTS</b>	<b>TVC = \$22,950 per month</b>
Building lease	\$2,000		
<b>TOTAL FIXED COSTS</b>	<b>TFC = \$15,585 per month</b>		

Perform  
4,500 pizzas  
Step 3:  $VC = \$2,250 + \$450 + \$1,125 + \$19,125 = \$5.10$  per pizza

- Net income:

$$\text{Step 1: Total Revenue} = 4,500(\$9) = \$40,500$$

$$\text{Step 2: TFC} = \$15,585;$$

$$\text{TVC} = 4,500(\$5.10) =$$

$$\$22,950 \quad \text{Step 3: NI} =$$

$$\$40,500 - (\$15,585 +$$

$$\$22,950)$$

$$= \$40,500 - \$38,535 = \$1,965$$

- and d. Contribution margin and rate:

$$\text{Step 1: CM} = \$9.00 - \$5.10 = \$3.90$$

$$\$9.00$$

$$\text{Step 2: CR} = \$3.90 \times 100 = 43.3\%$$

This is a profitable business. For an average month, the business incurs \$15,585 in fixed costs along with

Present

\$22,950 in variable costs, which works out to a unit variable cost of \$5.10 for each of the 4,500 pizzas sold. With total revenue of \$40,500, after removing both fixed and variable costs, net income is \$1,965 per month. Every pizza, after paying for the unit variable costs, has \$3.90, or 43.3%, left over.



## Section 5.1 Exercises

In each of the following questions, round all of the money and percentages to two decimals.

### Mechanics

- Classify each of the following costs as fixed costs, variable costs, or blended costs. If a cost is blended, separate it into its fixed and variable components.
- Natural gas bill for \$15 per month plus \$0.33/m<sup>2</sup>.
- A chief executive officer salary of \$240,000 per year.
- An author earning a royalty of 5% of sales.
- Placing a commercial on television for \$300,000.
- A cellphone bill for \$40 per month plus \$0.25/minute for long distance.
- Hourly production worker wages of \$18/hr.
- Sales staff who are compensated at a salary of \$1,000 per month plus 15% of sales.

For questions 2–7, solve for the unknown variables (identified with a ?) based on the information provided.

	Total Fixed Costs	Total Variable Costs	Unit Variable Cost	Selling Price	Total Revenue	Level of Output	Net Income	Contribution Rate	Unit Contribution Margin
2.	\$5,000	\$6,600	?	\$13	?	?	\$4,000	?	\$7.50
3.	\$2,000	?	\$5	\$10	\$10,000	?	?	?	?
4.	?	?	?	\$75	\$60,000	?	\$14,500	35%	?
5.	\$18,000	\$45,000	?	?	\$84,600	1,800	?	?	?
6.	?	?	?	?	\$78,000	3,000	\$18,000	?	\$13
7.	?	\$94,050	\$75.24	?	?	?	-\$19,500	38%	?

## Applications

- In the current period, Blue Mountain Packers in Salmon Arm, British Columbia, had fixed costs of \$228,000 and a total cost of \$900,000 while maintaining a level of output of 6,720 units. Next period sales are projected to rise by 20%. What total cost should Blue Mountain Packers project?
- Fred runs a designer candle-making business out of his basement. He sells the candles for \$15 each, and every candle costs him \$6 to manufacture. If his fixed costs are \$2,300 per month, what is his projected net income or loss next month, for which he forecasts sales of 225 units?
- A college print shop leases an industrial Xerox photo copier for \$1,500 per month plus 1.5¢ for every page. Additional printing costs are estimated at 2¢ per page, which covers toner, paper, labour, and all other incurred costs. If copies are made for students at 10¢ each, determine the following:
  - How does net income change with every 100 copies sold?
  - What is the monthly net income if, on average, the shop makes 25,000 copies for students each month?
- Gayle is thinking of starting her own business. Total fixed costs are \$19,000 per month and unit variable costs are estimated at \$37.50. From some preliminary studies that she completed, she forecasts sales of 1,400 units at \$50 each, 1,850 units at \$48 each, 2,500 units at \$46 each, and 2,750 units at \$44 each. What price would you recommend Gayle set for her products?
- Last year, A Child's Place franchise had total sales of \$743,000. If its total fixed costs were \$322,000 and net income was

\$81,000, what was its contribution rate?

- What level of output would generate a net income of \$15,000 if a product sells for \$24.99, has unit variable costs of

\$9.99, and total fixed costs of \$55,005?

- In the current year, a small Holiday Inn franchise had sales of \$1,800,000, fixed costs of \$550,000, and total variable costs of \$750,000. Next year, sales are forecast to increase by 25% but costs will remain the same. How much will net income change (in dollars)?

## Challenge, Critical Thinking, & Other Applications

- Monsanto Canada reported the following on its income statement for one of its divisions:

---

Sales	\$6,000,000
Total Fixed Costs	\$2,000,000
Total Variable Costs	\$3,200,000
Total Costs	\$5,200,000
Net Income	\$800,000

---

Calculate the total contribution margin in dollars and the contribution rate for this division.

- Procter and Gamble is budgeting for next year. For one of its brands, P&G projects it will operate at 80% production capacity next year and forecasts the following:

---

Sales	\$80,000,000
Total Fixed Costs	\$20,000,000
Total Variable Costs	\$50,000,000
Total Costs	\$70,000,000
Net Income	\$10,000,000

---

Determine the net income if sales are higher than expected and P&G realizes 90% production capacity.

- Through market research, a marketing manager determines that consumers are willing to pay 5% more for the company's product. However, some of their customers would not like this price increase, so the level of output would drop by 5%. Should the marketing manager leave things as they are or increase the price by 5%? Justify your solution.
- Francesca is a departmental manager in the women's wear department for The Bay. She believes that if she places her line of \$100 dresses on sale at 20% off, she would see her sales rise by 75%. The contribution rate on her dresses is 50%. On a strictly financial basis, should she place the dresses on sale?

Use the following information for questions 19 and 20:

$$\begin{aligned} \text{TFC} &= \$3,200,000.00 & S &= \$99.97 \\ \text{TVC} &= \$5,009,440.00 & n &= 131,000 \end{aligned}$$



- Calculate the following information: unit variable cost, total revenue, net income, unit contribution margin, total contribution margin, and contribution rate.
- Determine a new value for net income if the following situations occur:
- Fixed costs rise by 10%.
- The selling price is lowered by 25% during a sale, resulting in 50% more volume.
- Fixed costs are lowered by 5%, total variable costs rise by 3%, the price is lowered by 5%, and the level of output rises 10%.

## 5.2: BREAK-EVEN ANALYSIS

---

### (Sink or Swim)

Should you start up the Internet business described in the last section? Right now, all you have are some projected costs and a forecasted level of sales. You imagine you are going to sell 400 units. Is that possible? Is it reasonable to forecast this many sales?

Now you may say to yourself, “400 units a month . . . that’s about 13 per day. What’s the big deal?” But let’s gather some more information. What if you looked up your industry in Statistics Canada data and learned that the product in question sells just 1,000 units per month in total? Statistics Canada also indicates that there are eight existing companies selling these products. How does that volume of 400 units per month sound now? Unless you are revolutionizing your industry, it is unlikely you will receive a 40% market share in your first month of operations. With so few unit sales in the industry and too many competitors, you might be lucky to sell 100 units. If this is the case, are you still profitable?

Simply looking at the fixed costs, variable costs, potential revenues, contribution margins, and typical net income is not enough. Ultimately, all costs in a business need to be recovered through sales. Do you know how many units have to be sold to pay your bills? The answer to this question helps assess the feasibility of your business idea.

### **What Is Break-Even Analysis?**

If you are starting your own business and head to the bank to initiate a start-up loan, one of the first questions the banker will ask you is your break-even point. You calculate this number through **break-even analysis**, which is the analysis of the relationship between costs, revenues, and net income with the sole purpose of determining the point at which total revenue equals total cost. This **break-even point** is the level of output (in units or dollars) at which all costs are paid but no profits are earned, resulting in a net income equal to zero. To determine the break-even point, you can calculate a break-even analysis in two different ways, involving either the number of

units sold or the total revenue in dollars. Each of these two methods is discussed in this section.

## Method 1: Break-Even Analysis in Units

In this method, your goal is to determine the level of output that produces a net income equal to zero. This method requires unit information, including the unit selling price and unit variable cost.

It is helpful to see the relationship of total cost and total revenue on a graph. Assume that a company has the following information:

$$\text{TFC} = \$400 \quad \text{S} = \$100 \quad \text{VC} = \$60$$

The graph shows dollar information on the  $y$ -axis and the level of output on the  $x$ -axis. Here is how you construct such a graph:

- Plot the total costs:
- At zero output you incur the total fixed costs of \$400. Denote this as Point 1 (0, \$400).
- As you add one level of output, the total cost rises in the amount of the unit variable cost. Therefore, total cost is  $\text{TFC} +$

$$n(\text{VC}) = \$400 + 1(\$60) = \$460. \text{ Denote this as Point 2 (1, \$460).}$$

- As you add another level of output (2 units total), the total cost rises once again in the amount of the unit variable cost, producing  $\$400 + 2(\$60) = \$520$ . Denote this as Point 3 (2, \$520).
- Repeat this process for each subsequent level of output and plot it onto the figure. The red line plots these total costs at all levels of output.
- Plot the total revenue:
- At zero output, there is no revenue. Denote this as Point 4 (0, \$0).

- As you add one level of output, total revenue rises by the selling price of the product. Therefore, total revenue is  $n(\text{S})$

$$= 1(\$100) =$$

\$100.

Denote this as Point 5 (1, \$100).

- As you add another level of output (2 units total), the total revenue rises once again in the amount of the selling price, producing  $2(\$100) = \$200$ . Denote this as Point 6 (2, \$200).
- Repeat this process for each subsequent level of output and plot it onto the figure. The green line plots the total revenue at all levels of output.

The purpose of break-even analysis is to determine the point at which total cost equals total revenue. The graph illustrates that the break-even point occurs at an output of 10 units. At this point, the total cost is  $\$400 + 10(\$60) = \$1,000$ , and the total revenue is  $10(\$100) = \$1,000$ . Therefore, the net income is  $\$1,000 - \$1,000 = \$0$ ; no money is lost or gained at this point.



### The Formula

Recall that Formula 5.2 states that the net income equals total revenue minus total costs. In break-even analysis, net income is set to zero, resulting in

$$0 = n(S) - (TFC + n(VC))$$

Rearranging and solving this formula for  $n$  gives the following:

$$0 = n(S) - TFC - n(VC)$$

$$\begin{aligned} &C \\ & ) \\ & T \\ & F \\ & C \\ & = \\ & n \\ & ( \\ & S \\ & ) \\ & - \\ & n \\ & ( \\ & V \\ & C \\ & ) \\ & T \\ & F \\ & C \\ & = \\ & n \\ & ( \\ & S \\ & - \\ & V \\ & C \\ & ) \end{aligned}$$


$$TFC (S - VC)$$

= ??

Formula 5.3 states that  $CM = S - VC$ ; therefore, the denominator becomes just CM. The calculation of the break- even point using this method is thus summarized in Formula 5.7.

Formula 5.7: Unit Break-Even:  $n = \frac{TFC}{CM}$  CM is Unit Contribution Margin: The amount of money left

over per unit after you have recovered your variable costs. Calculate this by taking the unit selling price and subtracting the unit variable cost (Formula 5.3). You use this money to pay off your fixed costs. TFC is Total Fixed Costs: The total of all costs that are not affected by the level of output.  $n$  is Breakeven Level of Output (Units): This is the level of output in units that produces a net income equal to zero.



### How It Works

Follow these steps to calculate the break-even point in units:

**Step 1:** Calculate or identify the total fixed costs (TFC).

**Step 2:** Calculate the unit contribution margin (CM) by applying any needed techniques or formulas.

**Step 3:** Apply Formula 5.7.

Continuing with the example that created the graph on the previous page:

Step 1: Total fixed costs are known,  $TFC = \$400$ .

Step 2: The unit contribution margin is  $\$100 - \$60 = \$40$ . For each unit sold this is the amount left over that can be applied against total fixed costs.

Step 3: Applying Formula 5.7 results in  $n = \$400 \div \$40 = 10$  units.



### Important Notes

When you calculate the break-even units, the formula may produce a number with decimals. For example, a break-even point might be 324.39 units. How should you

handle the decimal? A partial unit cannot be sold, so the rule is always to round the level of output up to the next integer, regardless of the decimal. Why? The main point of a break-even analysis is to show the point at which you have recovered all of your costs. If you round the level of output down, you are 0.39 units short of recovering all of your costs. In the long-run, you always operate at a loss, which ultimately puts you out of business. If you round the level of output up to 325, all costs are covered and a tiny dollar amount, as close to zero as possible, is left over as profit. At least at this level of output you can stay in business.

### Example 5.2A: The Break-Even Units for Your Planned Internet Business

Recall from Section 5.1 the Internet business explored throughout Examples 5.1A to 5.1D. Now let's determine the break-

even point in units. As previously calculated, the total fixed costs are \$638.03 and the unit contribution margin is \$3.57.

#### Plan

Calculate the break-even point in units sold, or  $n$  at break-even.

#### Understand

What You Already Know  
 Step 1: The total fixed costs are known:  $TFC = \$638.03$ .  
 Step 2: The contribution rate is known:  $CM = \$3.57$ .

How You Will Get There Step 3: Apply Formula 5.7.

#### Perform

Step 3:  $= \$638.03 = 178.719888$ .  
 Round this up to 179.  
 $\$3.57$

Calculator Instructions

FC	VC	P	PFT	Q
638.03	6.43	10	0	Answer: 178.719888

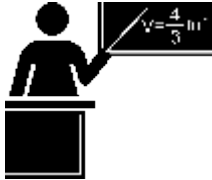
<b>Present</b>	<p>In order for your Internet business to break even, you must sell 179 units. At a price of \$10 per unit, that requires a total revenue of \$1,790. At this level of output your business realizes a net income of \$1 because of the rounding.</p>	<p><b>Break-Even Point for Your Internet Business</b></p> <p>■ Total Fixed Costs --&gt; \$638.03              ■ Total Variable Costs --&gt; <math>179 \times (\\$10 - \\$3.57) = \\$1,150.97</math>              ■ Net Income --&gt; <math>\\$1,790 - \\$638.03 - \\$1,150.97 = \\$1</math></p>
----------------	---	---

## Method 2: Break-Even Analysis in Dollars

The income statement of a company does not display unit information. All information is aggregate, including total revenue, total fixed costs, and total variable costs. Typically, no information is listed about unit selling price, unit variable costs, or the level of output. Without this unit information, it is impossible to apply Formula 5.7.

The second method for calculating the break-even point relies strictly on aggregate information. As a result, you cannot calculate the break-even point in units. Instead, you calculate the break-even point in terms of aggregate dollars expressed as total revenue.





**The Formula**

To derive the break-even point in dollars, once again start with Formula 5.2, where total revenue at break-even less total fixed costs and total variable costs must equal a net income of zero:

$$\begin{aligned}
 & \text{N} \\
 & \text{I} \\
 & = \\
 & \text{T} \\
 & \text{R} \\
 & - \\
 & ( \\
 & \text{T} \\
 & \text{F} \\
 & \text{C} \\
 & + \\
 & \text{T} \\
 & \text{V} \\
 & \text{C} \\
 & ) \\
 & 0 \\
 & = \\
 & \text{T} \\
 & \text{R} \\
 & - \\
 & ( \\
 & \text{T} \\
 & \text{F} \\
 & \text{C} \\
 & + \\
 & \text{T} \\
 & \text{V} \\
 & \text{C} \\
 & )
 \end{aligned}$$

Rearranging this formula for total revenue gives:

$$0 = TR - TFC - TVC$$

$$TR = TFC + TVC$$

Thus, at the break-even point the total revenue must equal the total cost. Substituting this value into the numerator of Formula


5.6 gives you:

$$\begin{aligned} CR &= \\ & \frac{(TR - TVC)}{TR} \times 100 \\ CR &= \\ & \frac{(TFC + TVC - TVC)}{TR} \times 100 \end{aligned}$$

$$CR = TFC/TR \times 100$$

A final rearrangement results in Formula 5.8, which expresses the break-even point in terms of total revenue dollars.

**Formula 5.8: Dollar Break-Even:**  $TR = TFC/CR$   
**CR** is Contribution Rate: The percentage of the selling price, expressed in decimal format, available to pay for fixed costs.  
**TFC** is Total Fixed Costs: The total of all costs that are not affected by the level of output.  
**TR** is Total Revenue at Break-even: The total amount of dollars that the company must earn as revenue to pay for all of the fixed and variable costs. At this level of revenue, the net income equals zero.



### How It Works

Follow these steps to calculate the break-even point in total revenue dollars:

**Step 1:** Calculate or identify the total fixed costs (TFC).

**Step 2:** Calculate the contribution rate (CR), by applying any needed techniques or formulas. If not provided, typically the CR is calculated using Formula 5.6, which requires aggregate information only.

**Step 3:** Apply Formula 5.8 to calculate the break-even point in dollars.

Assume that you are looking at starting your own business. The fixed costs are generally easier to calculate than the variable costs. After running through the numbers, you determine that your total fixed costs are \$420,000, or  $TFC =$

\$420,000. You are not sure of your variable costs but need to gauge your break-even point. Many of your competitors are publicly traded companies, so you go online and pull up their annual financial reports. After analyzing their financial statements, you see that your competitors have a contribution rate of 35%, or  $CR = 0.35$ , on average. What is your estimate of your break-even point in dollars?

Step 1: Total fixed costs are  $TFC = \$420,000$ .

Step 2: The estimated contribution rate is  $CR = 0.35$ . Step 3: Applying Formula 5.8 results in

$TR = \$420,000 \div 0.35 = \$1,200,000$ . If you average a similar contribution rate, you require total revenue of \$1,200,000 to cover all costs, which is your break-even point in dollars.



### Important Notes

You need to be very careful with the interpretation and application of a break-even number. In particular, the break-even must have a point of comparison, and it does not provide information about the viability of the business.

***Break-Even Points Need to Be Compared.*** The break-even number by itself, whether in units or dollars, is meaningless. You need to compare it against some other quantity (or quantities) to determine the feasibility of the number you have produced. The other number needs to be some baseline that allows you to grasp the scope of what you are planning. This baseline could include but is not limited to the following:

- Industry sales (in units or dollars)
- Number of competitors fighting for market share in your industry
- Production capacity of your business

For example, in your Internet business the break-even point is 179 units per month. Is that good? In the section opener, you explored a possibility where your industry had total monthly sales of 1,000 units and you faced eight competitors. A basic analysis shows that if you enter the industry and if everyone split the market evenly, you would have sales of 1,000 divided by nine companies, equal to 111 units each. To just pay your bills, you would have to sell almost 61% higher than the even split and achieve a 17.9% market share. This doesn't seem very likely, as these other companies are already established and probably have satisfied customers of their own that would not switch to your business.

***Break-Even Points Are Not Green Lights.*** A break-even point alone cannot tell you to do something, but it can tell you *not* to do something. In other words, break-even points can put up red lights, but at no point does it give you the green light. In the above scenario, your break-even of 179 units put up a whole lot of red lights since it does not seem feasible to obtain.

However, what if your industry sold 10,000 units instead of 1,000 units? Your break-even would now be a 1.79% market

share (179 units out of 10,000 units), which certainly seems realistic and attainable. This does not mean “Go for it,” however. It just means that from a strictly financial point of view breaking even seems possible. Whether you can actually sell that many units depends on a whole range of factors beyond just a break-even number. For instance, if your Google ad is written poorly you might not be able to generate that many sales. The break-even analysis cannot factor in this non-quantitative variable, and for that reason it cannot offer a “go ahead.”



### **Give It Some Thought**

What would happen to the break-even point in each of the following situations? Would it increase, decrease, or remain the same?

- The unit contribution margin increases.
- The total fixed costs increase.
- The contribution rate decreases.

<b>Example 5.2B: Determining the Break-Even Dollars</b>									
In the annual report to shareholders, Borland Manufacturing reported total gross sales of \$7,200,000, total variable costs of \$4,320,000, and total fixed costs of \$2,500,000. Determine Borland’s break-even point in dollars.									
<b>Plan</b>	Calculate the dollar break-even point, which is the total revenue (TR) at break-even.								
<b>Understand</b>	<table border="1" style="width: 100%; border-collapse: collapse;"> <thead> <tr> <th style="width: 50%;">What You Already Know</th> <th style="width: 50%;">How You Will Get There</th> </tr> </thead> <tbody> <tr> <td>Step 1: The total fixed costs are known: TFC = \$2,500,000.</td> <td>Step 2: Calculate the contribution rate by applying</td> </tr> <tr> <td>Other known information includes the following:</td> <td>Formula 5.6.</td> </tr> <tr> <td>TR = \$7,200,000      TVC = \$4,320,000</td> <td>Step 3: Apply Formula 5.8.</td> </tr> </tbody> </table>	What You Already Know	How You Will Get There	Step 1: The total fixed costs are known: TFC = \$2,500,000.	Step 2: Calculate the contribution rate by applying	Other known information includes the following:	Formula 5.6.	TR = \$7,200,000      TVC = \$4,320,000	Step 3: Apply Formula 5.8.
What You Already Know	How You Will Get There								
Step 1: The total fixed costs are known: TFC = \$2,500,000.	Step 2: Calculate the contribution rate by applying								
Other known information includes the following:	Formula 5.6.								
TR = \$7,200,000      TVC = \$4,320,000	Step 3: Apply Formula 5.8.								
<b>Perform</b>	Step 2: $CR = \frac{\$7,200,000 - \$4,320,000}{\$7,200,000} \times 100 = \frac{\$2,880,000}{\$7,200,000} \times 100 = 40\%$ $\qquad\qquad\qquad \frac{\$2,880,000}{\$7,200,000} = 0.4$ Step 3: $TR = \frac{\$2,500,000}{0.4} = \$6,250,000$								
<b>Present</b>	Borland Manufacturing achieves its break-even point at \$6,250,000 in total revenue. At this point, total fixed costs are \$2,500,000 and total variable costs are \$3,750,000, producing a net income of zero.								



## Section 5.2 Exercises

In each of the following questions, round all of the money and percentages to two decimals unless otherwise specified.

### Mechanics

- Franklin has started an ink-jet print cartridge refill business. He has invested \$2,500 in equipment and

machinery. The cost of refilling a cartridge including labour, ink, and all other materials is \$4. He charges \$14.95 for his services. How many cartridges does he need to refill to break even?

- Hasbro manufactures a line of children's pet toys. If it sells the toy to distributors for \$2.30 each while variable costs are 75¢ per toy, how many toys does it need to sell to recover the fixed cost investment in these toys of \$510,000? What total revenue would this represent?
- You are thinking of starting your own business and want to get some measure of feasibility. You have determined that your total fixed costs would be \$79,300. From annual business reports and competitive studies, you estimate your contribution rate to be 65%. What is your break-even in dollars?
- If a business has total revenue of \$100,000, total variable costs of \$60,000, and total fixed costs of \$20,000, determine its break-even point in dollars.
- If the break-even point is 15,000 units, the selling price is \$95, and the unit variable cost is \$75, what are the company's total fixed costs?
- Louisa runs a secretarial business part time in the evenings. She takes dictation or handwritten minutes and converts them into printed word-processed documents. She charges \$5 per page for her services. Including labour, paper, toner, and all other supplies, her unit variable cost is \$2.50 per page. She invested \$3,000 worth of software and equipment to start her business. How many pages will she need to output to break even?
- If your organization has a contribution rate of 45% and knows the break-even point is \$202,500, what are your organization's total fixed costs?
- What is the unit contribution margin on a product line that has fixed costs of \$1,800,000 with a break-even point of 360,000 units?

## Applications

- Ashley rebuilds old laptops as a home hobby business. Her variable costs are \$125 per laptop and she sells them for \$200. She has determined that her break-even point is 50 units per month. Determine her net income for a month in which she sells 60 units.
- Burton Snowboards reported the following figures last week for its Custom V Rocker Snowboard:

---

Sales	\$70,000
Total Fixed Costs	\$19,000
Total Variable Costs	\$35,000
Total Costs	\$54,000
Net Income	\$16,000

---

If the above numbers represent 70% operational capacity, express the weekly break-even point in dollars as a percentage of maximum capacity.

- Shardae is starting a deluxe candy apple business. The cost of producing one candy apple is \$4.50. She has total fixed costs of \$5,000. She is thinking of selling her deluxe apples for \$9.95 each.
- Determine her unit break-even point at her selling price of \$9.95.
- Shardae thinks her price might be set too high and lowers her price to \$8.95. Determine her new break-even point.
- An advertising agency approaches Shardae and says people would be willing to pay the \$9.95 if she ran some “upscale” local ads. They would charge her \$1,000. Determine her break-even point.
- If she wanted to maintain the same break-even units as determined in (a), what would the price have to be to pay for the advertising?
- Robert is planning a wedding social for one of his close friends. Costs involve \$865 for the hall rental, \$135 for a liquor licence, \$500 for the band, and refreshments and food from the caterer cost \$10 per person. If he needs to raise \$3,000 to help his friend with the costs of his wedding, what price should he charge per ticket if he thinks he can fill the social hall to its capacity of 300 people?
- Boston Beer Company, the brewer of Samuel Adams, reported the following financial information to its shareholders:

---

Total Revenue	\$388,600,000
Total Variable Costs	\$203,080,000
Total Fixed Costs	\$182,372,000
Total Costs	\$385,452,000
Net Income	\$3,148,000

---

If this represented sales of 2,341,000 barrels of beer, determine its break-even point in units and dollars.



- In the beverage industry, PepsiCo and The Coca-Cola Company are the two big players. The following financial information, in millions of dollars, was reported to its shareholders:

	PepsiCo	The Coca-Cola Company
Total Revenue	\$14.296	\$21.807
Total Variable Costs	\$7.683	\$12.663
Total Fixed Costs	\$6.218	\$8.838
Total Costs	\$13.901	\$21.501
Net Income	\$0.395	\$0.306

Compare the break-even points in total dollars between the two companies based on these reports.

### Challenge, Critical Thinking, & Other Applications

- Calculate the following:
- By what percentage does the unrounded unit break-even point change if the unit contribution margin increases by 1% while all other numbers remain the same?
- By what percentage does the unrounded unit break-even point change if total fixed costs are reduced by 1% while all other numbers remain the same?
- What do the solutions to the above questions illustrate?
- École Van Belleghem is trying to raise funds to replace its old playground equipment with a modern, child-safe structure. The Blue Imp playground equipment company has quoted the school a cost of \$49,833 for its 20 m × 15 m megastructure. To raise the funds, the school wants to sell Show ‘n’ Save books. These books retail for \$15.00 each and cost \$8.50 to purchase. How many books must the school sell to raise funds for the new playground?
- The Puzzle Company had total revenue of \$4,750,000, total fixed costs of \$1,500,000, and total variable costs of

\$2,750,000. If the company desires to earn a net income of \$1,000,000, what total sales volume is needed to achieve the goal?

- Whirlpool Corporation had annual sales of \$18.907 billion with a net income of \$0.549 billion. Total variable costs amounted to \$16.383 billion.
- Determine Whirlpool Corporation's break-even in dollars.
- If Whirlpool Corporation managed to increase revenues by 5% the following year while implementing cost-cutting measures that trimmed variable costs by 2%, determine the percent change in the break-even dollars.

Use the following information for questions 19 and 20:

$$S = \$100 \quad VC = \$60 \quad TFC = \$250,000$$

- Calculate the current break-even point in both units and dollars.
- A production manager is trying to control costs but is faced with the following tradeoffs under three different situations:
- Total fixed costs are reduced by 15%, but unit variable costs will rise by 5%.
- Unit variable costs are reduced by 10%, but fixed costs will rise by 5%
- Total fixed costs are reduced by 20%, but unit variable costs will rise by 10%.
- Unit variable costs are reduced by 15%, but fixed costs will rise by 15%.

Based strictly on break-even calculations, which course of action would you recommend she pursue?

26.

## CHAPTER 5 SUMMARY

---

## CHAPTER 6: MARKETING APPLICATIONS

---

### (What Is It Going to Cost Me?)

When you buy an iPod, it is very important that the right price is set. The price should

- be seen as fair by you the buyer,
- pay for the costs (plastics, battery, buttons, circuit boards, headset) and expenses (employees, factory, electricity, distribution) of making the iPod, and
- allow the seller's business to make some extra money as profit so that it can grow its business further.

If your business is selling a product, you will need to pay close attention to price adjustments because they affect profitability. Various discounts, like putting items on sale, may increase sales while lowering the amount of profit per transaction. How do you know where to set the balance to maximize profit overall?

As a student in a business program, consider this chapter essential to the success of any business. Whether your pricing strategy is high or low, the company must ensure that it can still pay its bills as a minimum requirement. And that requires careful juggling of many factors. If it fails to manage its pricing properly, the company will go bankrupt!

This chapter will make you a smarter business professional and a wiser consumer. You shop retail almost every day and regularly purchase goods and services. If you understand how product pricing works, you can make sense of "deals." You can easily explain why the same product sells for two different prices at two different stores.

In this chapter, you must learn the language of marketers to perform merchandising mathematics involving product costs, expenses, prices, markups, markdowns, and ultimately profitability. Once the study of the various pricing components is complete, we will see how the various pieces of the pricing puzzle fit together into a cohesive merchandising environment.

## Outline of Chapter Topics

- : Figuring Out the Cost: Discounts (How Much?)
- : Markup: Setting the Regular Price (Need to Stay in Business) 6.3: Markdown: Setting the Sale Price (Everybody Loves a Sale) 6.4: Merchandising (How Does It All Come Together?)

## 6-170: FIGURING OUT THE COST: DISCOUNTS

---

### (How Much?)

You mutter in exasperation, “Why can’t they just set one price and stick with it?” Your mind boggles at all the competing discounts you encounter at the mall in your search for that perfect Batman toy for your nephew. Walmart is running their Rollback promotion and is offering a Batmobile for 25% off, regularly priced at \$49.99. Toys R’ Us has an outlet in the parking lot where the regular price for the same toy is \$59.99, but all Batman products are being cleared out at 40% off. You head over to The Bay for a warehouse clearance event that has the same toy priced at \$64.99 but at 35% off. It is also Bay Days, which means you can scratch and win a further 10% to 20% off the sale price. You go to Dairy Queen for a Blizzard to soothe your headache while you figure things out.

The **cost** of a product is the amount of money required to obtain the merchandise. If you are a consumer, the ticketed price tag on the product is your cost. If you are a reseller (also known as a *middleman* or *intermediary*), what you pay to your supplier for the product is your cost. If you are a manufacturer, then your cost equals all of the labour, materials, and production expenditures that went into creating the product.

A **discount** is a reduction in the price of a product. As a consumer, you are bombarded with discounts all the time. Retailers use various terms for discounts, including *sales* or *clearance*. If your business purchases a product from a supplier, any discount it receives lowers how much the business pays to acquire the product. When a business buys products, the price paid is the cost to the business. Therefore, a lower price means a lower cost.

If your business is the one selling the product, any discount offered lowers the selling price and reduces revenue per sale. Since the revenue must cover all costs and expenses associated with the product, the lower price means that the business reduces profits per sale. In business, it is common practice to express a discount as a percentage off the regular price.

## How Distribution and Pricing Work

Creative Commons License (CC BY-NC-SA) J. OLIVIER

Start with distribution in the top half of the figure and work left to right. As an example, let's look at a manufacturer such as Kellogg Canada Inc. (which makes such products as Pop-Tarts, Eggo Waffles, and Rice Krispies). Kellogg's Canadian production plant is located in London, Ontario. To distribute its products to the rest of Canada, Kellogg Canada uses various regional wholesalers. Each wholesaler then resells the product to retailers in its local trade area; however, some retailers (such as the Real Canadian Superstore) are very large, and Kellogg Canada distributes directly to these organizations, bypassing the wholesaler as represented by the blue arrow. Finally, consumers shop at these retailers and acquire Kellogg products.

The relationship of distribution to pricing is illustrated in the bottom half of the figure, working right to left. For now, focus on understanding how pricing works; the mathematics used in the figure will be explained later in this chapter. Kellogg Canada sets a **manufacturer's suggested retail price**, known as the MSRP. This is a recommended retail price based on consumer market research. Since grocery retailers commonly carry thousands or tens of thousands of products, the MSRP helps the retailer to determine the retail price at which the product should be listed. In this case, assume a \$2.00 MSRP, which is the price consumers will pay for the product.

The retailer must pay something less than \$2.00 to make money when selling the product. Kellogg Canada understands its distributors and calculates that to be profitable most retailers must pay approximately 40% less than the MSRP. Therefore, it offers a 40% discount. If the retailer purchases directly from Kellogg, as illustrated by the yellow arrow, the price paid by the retailer to acquire the product is \$2.00 less 40%, or \$1.20. Smaller retailers acquire the product from a wholesaler for the same price. Thus, the retailer's cost equals the wholesaler's price (or Kellogg Canada's price if the retailer purchases it directly from Kellogg).

The wholesaler's price is \$1.20. Again, Kellogg Canada, knowing that the wholesaler must pay something less than

\$1.20 to be profitable, offers an additional 20% discount exclusively to the wholesaler. So the price paid by the wholesaler to acquire the product from Kellogg Canada is \$1.20 less 20%, or \$0.96. This \$0.96 forms Kellogg Canada's price to the wholesaler, which equals the wholesaler's cost.

In summary, this discussion illustrates two key pricing concepts:

- Companies higher up in the distribution channel pay lower prices than those farther down the channel. Companies receive discounts off the MSRP based on their level in the distribution system. This may result in multiple discounts, such as a wholesaler receiving both the retailer's discount and an additional discount for being a wholesaler.
- One organization's price becomes the next organization's cost (assuming the typical distribution channel structure):  $\text{Manufacturer's Price} = \text{Wholesaler's Cost}$

Wholesale  
r's Price =  
Retailer's  
Cost  
Retailer's  
Price =  
Consumer's  
Cost

## Types of Discounts

You will perform discount calculations more effectively if you understand how and why single pricing discounts and multiple pricing discounts occur. Businesses or consumers are offered numerous types of discounts, of which five of the most common are trade, quantity, loyalty, sale, and seasonal.

- **Trade Discounts.** A **trade discount** is a discount offered to businesses only based on the type of business and its position in the distribution system (e.g., as a retailer, wholesaler, or any other member of the distribution system that resells the product). Consumers are ineligible for trade discounts. In the discussion of the figure, two trade discounts are offered. The first is a 40% retail trade discount, and the second is a 20% wholesale trade discount. Typically, a business that is higher up in the distribution system receives a combination of these trade discounts. For example, the wholesaler receives both the 40% retail trade discount and the 20% wholesale trade discount from the MSRP. The wholesaler's cost is calculated as an MSRP of \$2.00 less 40% less 20% = \$0.96.
- **Quantity Discounts.** A **quantity discount** (also called a *volume discount*) is a discount for purchasing larger quantities of a certain product. If you have ever walked down an aisle in a Real Canadian Superstore, you probably noticed many shelf tags that indicate quantity discounts, such as "Buy one product for \$2" or "Take two products for \$3." Many Shell gas stations offer a Thirst Buster program in which customers who purchase four Thirst Busters within a three-month period get the fifth one free. If



the Thirst Busters are \$2.00 each, this is equivalent to buying five drinks for \$10.00 less a \$2.00 quantity discount.

- **Loyalty Discounts.** A **loyalty discount** is a discount that a seller gives to a purchaser for repeat business. Usually no time frame is specified; that is, the offer is continually available. As a consumer, you see this regularly in marketing programs such as Air Miles or with credit cards that offer cash back programs. For example, Co-op gas stations in

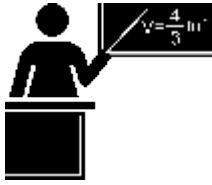
Manitoba track consumer gasoline purchases through a loyalty program and mails an annual loyalty discount cheque to its customers, recently amounting to 12.5¢ per litre purchased. In business-to-business circles, sellers typically reward loyal customers by deducting a loyalty discount percentage, commonly ranging from 1% to 5%, from the selling price.

- **Sale Discounts.** A **sale discount** is a temporary lowering of the price from a product's regular selling price. Businesses put items on sale for a variety of reasons, such as selling excess stock or attracting shoppers. You see such promotional events all the time: LED monitors are on sale at Best Buy; Blu-Ray discs are half off at Walmart; The Brick is having a door crasher event Saturday morning.
- **Seasonal Discounts.** A **seasonal discount** is a discount offered to consumers and businesses for purchasing products out of season. At the business level, manufacturers tend to offer seasonal discounts encouraging retailers, wholesalers, or distributors to purchase products before they are in season. Bombardier Inc. manufactures Ski-Doo's, which are sold in Canada from approximately November through March—a time of year when most of the country has snow and consumers would want to buy one. To keep production running smoothly from April through October, Bombardier could offer seasonal discounts to its wholesalers and retailers for the coming winter season. At a retail level, the examples are plentiful. On November 1 most retailers place their Halloween merchandise on seasonal discount to clear out excess inventory, and many retailers use Boxing Day (or Boxing Week) to clear their out-of-season merchandise.

## Single Discounts

Let's start by calculating the cost when only one discount is offered. Later in this section you will

learn how to calculate a cost involving multiple discounts.



### The Formula

Figuring out the price after applying a single discount is called a net price calculation. When a business calculates the net price of a product, it is interested in what you still have to pay, not in what has been removed. Note in Formula 6.1 below that you take 1 and subtract the discount rate to determine the rate owing. If you are eligible for a 20% discount, then you must pay 80% of the list price, as illustrated in the figure to the right.

Formula 6.1 – Single Discount:  $N = L \times (1 - d)$   
 $d$  is Discount Rate: The discount rate represents the percentage (in decimal format) of the list price that is deducted.  
 $L$  is List Price: The list price is the normal or regular dollar price of the product before any discounts. It is the Manufacturer’s Suggested Retail Price (MSRP – a price for a product that has been published or advertised in some way), or any dollar amount before you remove the discount.  
 $N$  is Net Price: The net price is the price of the product after the discount is removed from the list price. It is a dollar amount representing what price remains after you have applied the discount.

Formula 6.1 once again applies Formula 2.2 on rate, portion, and base, where the list price is the base, the  $(1 - d)$  is the rate, and the net price represents the portion of the price to be paid.

Notice that Formula 6.1 requires the discount to be in a percentage (decimal) format; sometimes a discount is expressed as a dollar amount, though, such as “Save \$5 today.” Formulas 6.2a and 6.2b relate the discount dollar amount to the list price,

discount percent, and net price. Choose one formula or the other depending on which variables are known.

**D\$ is Discount Amount:** Determine the discount amount in one of two ways, depending on what information is known. If the list price and discount rate are known, apply Formula 6.2a. If the list price and net price are known, apply Formula 6.2b. Either of these formulas can be algebraically manipulated to solve for any other unknown variable as well.


$$\text{Formula 6.2a – Discount Amount: } D\$ = L \times d$$

$$\text{Formula 6.2b – Discount Amount: } D\$ = \tilde{L} N$$

**L is List Price:** The dollar amount of the price before any discounts.

**N is Net Price:** The dollar amount of the price after you have deducted all discounts.

**d is Discount Rate:** The percentage (in decimal format) of the list price to be deducted. This time you are interested in figuring out the amount of the discount, therefore you do not take it away from 1.



### How It Works

Follow these steps to calculate the net price involving a single discount. These steps are adaptable if the net price is a known variable and one of the other variables is unknown.

**Step 1:** Identify any known variables, including list price, discount rate, or discount amount.

**Step 2:** If the list price is known, skip this step. Otherwise, solve for list price using an appropriate formula.

**Step 3:** Calculate the net price.

- If the list price and discount are known, apply Formula 6.1.
- If the list price and discount amount are known, apply Formula 6.2b and rearrange for N.

Assume a product sells for \$10 and is on sale at 35% off the regular price. Calculate the net price for the product.

Step 1: The list price of the product is  $L = \$10$ . It is on sale with a discount rate of  $d = 0.35$ .

Step 2: List price is known, so this step is not needed.

Step 3: Applying Formula 6.1 results in a new price of  $N = \$10 \times (1 - 0.35) = \$6.50$ . Note that if you are interested in learning the discount amount, you apply Formula 6.2b to calculate  $D\$ = \$10 - \$6.50 = \$3.50$ .



### Important Notes

You can combine Formula 6.1 and either version of Formula 6.2 in a variety of ways to solve any single discount situation for any of the three variables. As you deal with increasingly complicated pricing formulas, your algebraic skills in solving linear equations and substitution become very important.

Many of the pricing problems take multiple steps that combine various formulas, so you need to apply the PUPP model systematically. In any pricing problem, you must understand which variables are provided and match them up to the known formulas. To get to your end goal, you must look for formulas in which you know all but one variable. In these cases, solving for variables will move you forward toward solving the overall pricing problem.

If you find you cannot produce a formula with only one unknown variable, can you find two formulas with the same two unknowns? If so, recall from Section 2.5 that

you can use your algebraic skills to find the roots of the two equations simultaneously. Alternatively, you can solve one formula for a variable then substitute it into the other formula, allowing you to isolate the remaining variable. Throughout the examples in this chapter you will see many applications of these algebraic skills.



### Things To Watch Out For

Remember to apply the rounding rules discussed in Chapter 2:

- Until you arrive at the final solution, avoid rounding any interim numbers unless you have some special reason to do so.
- Round all dollar amounts to the nearest cent. If the dollar amount has no cents, you may write it either without the cents or with the “.00” at the end.
- Round all percentages to four decimals when in percent format.

## TOP SECRET

### Paths To Success

When working with single discounts, you are not always solving for the net price. Sometimes you must calculate the discount percent or the list price. At other times you know information about the discount amount but need to solve for list price, net price, or the discount rate. The triangle technique

discussed in Section 2.3 can remind you how to rearrange the formulas for each variable, as illustrated in the figure to the right.



### Give It Some Thought

- Will you pay more than, less than, or exactly \$10.00 for a product if you are told that you are paying:
  - a net price of \$10.00 when there is a discount of 25%?
  - a list price of \$10.00 when there is a discount of 25%?
- If an item is subject to a 40% discount, will the net price be more than or less than half of the list price of the product?

#### Example 6.1A: Determining the Retailer's Net Price for a Pair of Jeans

A manufacturer that sells jeans directly to its retailers uses market research to find out it needs to offer a 25% trade discount. In doing so, the retailers will then be able to price the product at the MSRP of \$59.99. What price should retailers pay for the jeans?

#### Plan

Calculate how much a retailer should pay for the jeans after the regular price has been discounted to accommodate the trade discount. This is called the net price for the product, or N.

#### Understand

What You Already Know  
 Step 1: The list price and the discount rate are known:  
 $L = \$59.99$        $d = 0.25$

How You Will Get There  
 Step 2: List price is known, so skip this step. Step 3: Apply Formula 6.1.

<b>Perform</b>	Step 3: $N = \$59.99 \times (1 - 0.25) = \$59.99 \times 0.75 = \$44.99$
<b>Present</b>	The manufacturer should sell the jeans to the retailers for \$44.99.

Example 6.1B: Determining the List Price of a Jacket			
Winners pays a net price of \$27.50 for a winter jacket after receiving a retail trade discount of 45%. What was the MSRP of the jacket?			
<b>Plan</b>	Calculate the MSRP for the jacket before Winners received the retail trade discount to arrive at the net price. This is called the list price for the product, or L.		
<b>Understand</b>	<table border="1" style="width: 100%;"> <tr> <td style="width: 50%;"> <b>What You Already Know</b>            Step 1: The net price and the discount rate are known:  <math>N = \\$27.50</math>     <math>d = 0.45</math> </td> <td style="width: 50%;"> <b>How You Will Get There</b>            Step 2: List price is the unknown variable; skip this step. Step 3: Apply Formula 6.1, rearranging for L.         </td> </tr> </table>	<b>What You Already Know</b> Step 1: The net price and the discount rate are known: $N = \$27.50$ $d = 0.45$	<b>How You Will Get There</b> Step 2: List price is the unknown variable; skip this step. Step 3: Apply Formula 6.1, rearranging for L.
<b>What You Already Know</b> Step 1: The net price and the discount rate are known: $N = \$27.50$ $d = 0.45$	<b>How You Will Get There</b> Step 2: List price is the unknown variable; skip this step. Step 3: Apply Formula 6.1, rearranging for L.		
<b>Perform</b>	Step 3: $\$27.50 = L$ $(1 - 0.45)L =$ $\$27.50 \div (1 -$ $0.45)$ $L = \$27.50 \div 0.55 = \$50.00$		
<b>Present</b>	The MSRP, or list price, of the winter jacket is \$50.00.		

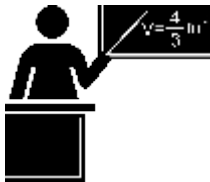
**Example 6.1C: Determining the Discount Percent and Discount Amount**

You are shopping at Mountain Equipment Co-op for a new environmentally friendly water bottle. The price tag reads \$14.75, which is \$10.24 off the regular price. Determine the discount rate applied.

<b>Plan</b>	You need to find out how the sale price translates into the discount rate, or $d$ .	
<b>Understand</b>	<b>What You Already Know</b> Step 1: The discount amount and net price are known: $D\$ = \$10.24$ $N = \$14.75$	<b>How You Will Get There</b> Step 2: Use Formula 6.2b to calculate the list price, rearranging for $L$ . Step 3: Convert the discount amount into a percentage by applying Formula 6.2a, rearranging for $d$ .
<b>Perform</b>	Step 2: List price: $\$10.24 = L - \$14.75$ , which results in $L = \$24.99$ Step 3: Discount rate: $d = D\$ \div L$ $d = \$10.24 \div \$24.99 = 0.409764$ or 40.9764%	
<b>Present</b>	The water bottle today has been reduced in price by the amount of \$10.24. This represents a sale discount of 40.9674%.	

## Multiple Discounts

You are driving down the street when you see a large sign at Old Navy that says, “Big sale, take an additional 25% off already reduced prices!” In other words, products on sale (the first discount) are being reduced by an additional 25% (the second discount). Because Formula 6.1 handles only a single discount, you must use an extended formula in this case.



### The Formula

Businesses commonly receive more than one discount when they make a purchase. Consider a transaction in which a business receives a 30% trade discount as well as a 10% volume discount. First, you have to understand that this is not a  $30\% + 10\% = 40\%$  discount. The second discount is always applied to the net price after the first discount is applied. Therefore, the second discount has a smaller base upon which it is



calculated. If there are more than two discounts, you deduct each subsequent discount from continually smaller bases. Formula 6.3 expresses how to calculate the net price when multiple discounts apply.

$d_1$  is  
 First  
 Discount  
 $d_2$   
 is  
 Second  
 Discount  
 $d_n$   
 is  
 nth  
 Discount  
 When  
 there  
 are  
 more  
 than  
 one  
 discount  
 applied,  
 you  
 must  
 extend

beyond  
For  
multiplying  
another  
discount  
expression.  
The  
discounts  
are  
represented  
by  
the  
same  
symbol;  
however,  
each  
discount

t  
recei  
ves a  
subs  
crip  
t to  
mak  
e its  
sym  
bol  
uni  
que.  
The  
refo  
re,  
the  
first  
disc  
oun  
t  
recei  
ves  
the  
sym  
bol  
of  
d1,  
the  
seco  
nd  
disc  
oun  
t  
recei  
ves  
the  
sym

bol  
d2,  
and  
so  
on.  
Rec  
all  
that  
the  
sym  
bol  
n  
repr  
esen  
ts  
the  
nu  
mbe  
r of  
piec  
es of  
data  
(a  
cou  
nt),  
so  
you  
can  
expa  
nd  
or  
cont  
ract  
this  
for  
mul  
a to

the  
exac  
t  
nu  
mbe  
r of  
disc  
oun  
ts  
bein  
g  
offer  
ed.L  
is  
List  
Pric  
e:  
The  
doll  
ar  
amo  
unt  
of  
the  
pric  
e  
befo  
re  
any  
disc  
oun  
ts.  
**N is**  
**Net**  
**Pric**  
**e:**  
The

doll  
ar  
amo  
unt  
of  
the  
pric  
e  
after  
all  
disc  
oun  
ts  
have  
bee  
n  
ded  
ucte  
d.

### Formula 6.3 – Multiple Discounts:

$$N = L \times (1-d_1) \times (1-d_2) \times \dots \times (1-d_n)$$

It is often difficult to understand exactly how much of a discount is being received when multiple discounts are involved. Often it is convenient to summarize the multiple discount percentages into a single percentage. This makes it easier to calculate the net price and aids in understanding the discount benefit. Simplifying multiple percent discounts into a single percent discount is called finding the **single equivalent discount**. Whether you apply the multiple discounts or just the single equivalent discount, you arrive at the same net price. The conversion of multiple discount percentages into a single equivalent discount percent is illustrated in Formula 6.4.

Formula 6.4 – Single Equivalent Discount:  $dequiv = 1 - (1-d_1) \times (1-d_2) \times \dots \times (1-d_n)$   $d_1$  is First

Discount,  $d_2$  is Second Discount,  $d_n$  is  $n$ th Discount: This is the same notation as in Formula 6.3. Since there are multiple discounts, each discount receives a numerical subscript to give it a unique identifier. You can expand or contract the formula to the exact number of discounts being offered.  $d_{equiv}$  (or just  $d$ ) is the single equivalent discount rate that is equal to the series of multiple discounts. Recall that taking  $(1 - d)$  calculates what you pay. Therefore, if you take 1, which represents the entire amount, and reduce it by what you pay, the rate left over must be what you did not pay. In other words, it is the discount rate.



### How It Works

Refer back to the steps in calculating net price. The procedure for calculating a net price involving a single discount extends to a more generic procedure involving multiple discounts. As with the single discount procedures, you can adapt the model if the net price is known and one of the other variables is unknown. Follow these steps to calculate the net price involving any number of discounts:

**Step 1:** Identify any known variables, including list price, discount rate(s), or discount amount.

**Step 2:** If the list price is known, skip this step. Otherwise, solve for list price.

- If only one discount is involved, apply Formula 6.2a.
- If more than one discount is involved, the discount amount represents the total discount amount received from all of the discounts combined. This requires you first to convert the multiple discount rates into an equivalent single discount rate using Formula 6.4 and then to apply Formula 6.2a.

**Step 3:** Calculate the net price.

- If the list price and only a single known discount rate are involved, apply Formula 6.1.
- If the list price and multiple discount rates are known and involved, apply Formula 6.3.
- If the list price and the total discount amount are known, apply Formula 6.2b and rearrange for  $N$ .

Assume a product with an MSRP of \$100 receives a trade discount of 30% and a volume discount of 10%.

Calculate the net price.

Step 1: The list price and

discounts are  $L = \$100$ ,  $d_1 = 0.30$  and  $d_2 = 0.10$ .

Step 2: List price is known, so skip this step.

Step 3: Apply Formula 6.3 to calculate the net price:

$$?? = \$100 \times (1 - 0.30) \times (1 - 0.10) = \$63$$

The net price is \$63, which is illustrated to the right.

If you are solely interested in converting multiple discounts into a single equivalent discount, you need only substitute into Formula 6.4. In the above example, the product received a trade discount of 30% and a volume discount of 10%. To calculate the single equivalent discount, apply Formula 6.4:

$$\begin{aligned} \text{dequiv} &= 1 - (1 - 0.30) \times (1 - 0.10) \\ \text{dequiv} &= 1 - (0.70)(0.90) \\ \text{dequiv} &= 1 - 0.63 = 0.37 \end{aligned}$$

Therefore, whenever discounts of 30% and 10% are offered together, the single equivalent discount is 37%. Whether it is the multiple discounts or just the single equivalent discount that you apply to the list price, the net price calculated is always the same.



### Important Notes

**Order of Discounts:** The order of the discounts *does not* matter in determining the net price. Remember from the rules of BEDMAS that you can complete multiplication in any order. Therefore, in the above example you could have arrived at the

\$63 net price through the following calculation:

$$\$100 \times (1 - 0.10) \times (1 - 0.30) = \$63$$

The order of the discounts *does* matter if trying to interpret the value of any single discount. If the trade discount is applied before the quantity discount and you are wanting to know the quantity discount amount, then the quantity discount needs to be second. Thus,

which is the amount of the quantity discount.



$$\$100 \times (1 - 0.30) = \$70$$

$$\$70 \times 0.10 = \$7$$

**Price Does Not Affect Single Equivalent Discount:** Notice in Formula 6.4 that the list price and the net price are not involved in the calculation of the single equivalent discount. When working with percentages, whether you have a net price of \$63 and a list price of \$100, or a net price of \$63 and a list price of \$100, the equivalent percentage always remains constant at 37%.



### Things To Watch Out For

A common mistake when working with multiple discounts is to add the discounts together to calculate the single equivalent discount. This mistaken single discount is then substituted into Formula 6.1 to arrive at the wrong net price. Remember that if two discounts of 30% and 10% apply, you cannot sum these discounts. The second discount of 10% is applied on a smaller price tag, not the original price tag. To calculate the net price you must apply Formula 6.3.

## TOP SECRET

### Paths To Success

If you happen to know any two of the net price (N), list price (L), or the total discount amount (D\$), then you could also use Formula 6.2 to solve for the single equivalent discount, dequiv. For example, if you know the net price is \$63 and the total discount amount for all discounts is \$37, you could use Formula 6.2b to figure out that the list price is \$100, then convert the discount amount into a percentage using Formula 6.2a. This method will also produce a single equivalent discount of 37%.

Another method of calculating the single equivalent discount is to recognize Formula 6.2a as an application of Formula 3.1 involving percent change. The variable  $d$  is a discount rate, which you interpret as a negative percent change. The discount amount, D\$, is the difference between the list price (representing the Old price) and the net price (representing the New price after the discount). Therefore, Formula 6.2a can be rewritten as follows:

D  
\$  
=  
L  
×  
d  
b  
e  
c  
o  
m  
e  
s

$$\text{New} - \text{Old} = \text{Old} \times \Delta\% \text{ or}$$

$$\frac{\text{New} - \text{Old}}{\text{Old}}$$

Old

= Δ%

Therefore, any question about a single equivalent discount where net price and list price are known can be solved as a percent change. Using our ongoing net price example, you have:

$$\frac{\$63 - \$100}{\$100} = -0.37 \text{ or } -37\%; \text{ this is a discount of } 37\%.$$



### Give It Some Thought

If you are offered discounts in the amount of 25%, 15%, 10%, and 5%, will your total discount percent be 55%, less than 55%, or more than 55%?

**Example 6.1D: Retailer Purchasing Ski-Doods with Multiple Discounts**

A retail dealership purchases some Expedition TUV Yeti II Ski-Doods to stock in its stores. Examining the merchandising terms of the retail dealership notices that it would be eligible to receive a 35% trade discount, 15% volume discount, and 3% loyalty discount. Because it is the off-season, Bombardier offers a seasonal discount of 12% for purchases made before June 30. If the MSRP for the Ski-Doo is \$12,399.00 and the retail dealership purchases the item on June 15, what price would it pay?

<b>Plan</b>	You are looking for the net price that the retail dealership will pay for the Ski-Doo, or N.											
<b>Understand</b>	<p><b>What You Already Know</b>                  Step 1: The retail dealership is eligible for all four discounts (it qualifies for the seasonal discount since it is purchasing before June 30). Therefore,  <math>L = \\$12,399.00</math>, <math>d1 = 0.35</math>, <math>d2 = 0.15</math>, <math>d3 = 0.03</math>, and <math>d4 = 0.12</math></p>	<p><b>How You Will Get There</b>                  Step 2: You know the list price, so skip this step. Step 3: You know the list price, so skip this step. Step 4: You know the list price, so skip this step.</p>										
<b>Perform</b>	<p>Step 3: <math>N = \\$12,399 \times (1 - 0.35) \times (1 - 0.15) \times (1 - 0.03) \times (1 - 0.12)</math>  <math>N = \\$12,399 \times 0.65 \times 0.85 \times 0.97 \times 0.88 = \\$5,847.54</math></p>											
<b>Present</b>	<p>After all four discounts, the retail dealership could purchase the Ski-Doo for \$5,847.54.</p>	<div style="text-align: center;"> <h3>Ski-Doo Pricing with Four Discounts</h3> <table border="1" style="margin-left: auto; margin-right: auto;"> <tr> <td>■ 35% discount</td> <td>\$4,339.65</td> </tr> <tr> <td>■ 15% discount</td> <td>\$1,208.90</td> </tr> <tr> <td>■ 3% discount</td> <td>\$205.51</td> </tr> <tr> <td>■ 12% discount</td> <td>\$797.39</td> </tr> <tr> <td>■ What you pay</td> <td>\$5,847.54</td> </tr> </table> <p><b>MSRP</b> <b>\$12,399</b></p> <p><small>*Note: For illustrative purposes, values have been rounded to two decimal places. Actual values need to retain all decimal places.</small></p> </div>	■ 35% discount	\$4,339.65	■ 15% discount	\$1,208.90	■ 3% discount	\$205.51	■ 12% discount	\$797.39	■ What you pay	\$5,847.54
■ 35% discount	\$4,339.65											
■ 15% discount	\$1,208.90											
■ 3% discount	\$205.51											
■ 12% discount	\$797.39											
■ What you pay	\$5,847.54											

**Example 6.1E: Reducing Multiple Discounts to a Single Equivalent Discount**

The retail dealership in Example 6.1D purchases more products subject to the same discounts. It needs to simplify its calculations. Using the information from Example 6.1D, what single equivalent discount is equal to the four specified discounts?

**Plan**

You are looking for a single equivalent discount that is equal to the four discount percentages, or dequiv (or just d).

<b>Understand</b>	<p>What You Already Know You know the discount rates:  <math>d_1 = 0.35</math>, <math>d_2 = 0.15</math>, <math>d_3 = 0.03</math>, and <math>d_4 = 0.12</math></p>	<p>How You Will Get There Apply Formula 6.4.</p>
<b>Perform</b>	<p> <math>dequiv = 1 - (1 - 0.35) \times (1 - 0.15) \times (1 - 0.03) \times (1 - 0.12)</math>  <math>dequiv = 1 - (0.65)(0.85)(0.97)(0.88) = 1 - 0.471614 = 0.528386</math> or 52.8386%                 </p>	
<b>Present</b>	<p>The retail dealership can apply a 52.8386% discount to all the products it purchases.</p>	

**Example 6.1F: Making a Smart Consumer Purchase**

You are shopping on Boxing Day for an 80" HDTV. You have just one credit card in your wallet, a cashback Visa card, which allows for a 1% cash rebate on all purchases. While scanning flyers for the best deal, you notice that Visions is selling the TV for \$5,599.99 including taxes, while Best Buy is selling it for \$5,571.99 including taxes. However, because of a computer glitch Best Buy is unable to accept Visa today. Where should you buy your television?

<b>Plan</b>	You want to know which store you should buy the television at. You must calculate the net price (N) for each of the stores.	
<b>Understand</b>	<p>What You Already Know</p> <p>Step 1: You know the list price for each of the stores. You also know the discount available from Visa. Thus,</p> <p>Best Buy = \$5,571.99 with no discounts since Visa cannot be used there          Visions = \$5,599.99, <math>d = 0.01</math>, since you can use your Visa card there</p>	<p>How You Will Get There</p> <p>Step 2: List price is known, so skip this step.</p> <p>Step 3: Apply Formula 6.1.</p>
<b>Perform</b>	<p>Step 3: Best Buy: No discounts apply, so the list price equals the net price and <math>N = \\$5,571.99</math>. Visions: <math>N = \\$5,599.99 \times (1 - 0.01) = \\$5,599.99 \times 0.99 = \\$5,543.99</math></p>	
<b>Present</b>	The net price for Visions is \$5,543.99. You save $\$5,571.99 - \$5,543.99 = \$28.00$ by purchasing your TV at Visions.	

**Example 6.1G: Understanding the Price**

An advertisement claims that at 60% off, you are saving \$18. However, today there is an additional 20% off. What price should you pay for this item? What percent savings does this represent?

<b>Plan</b>	You are looking for how much you should pay after the discounts (N), and the single equivalent percentage that represents the two discounts (dequiv or just d).	
<b>Understand</b>	<p>What You Already Know</p> <p>Step 1: You know the discount amount for the first discount only, as well as the two discount rates:  <math>D\\$1 = \\$18</math>, <math>d_1 = 0.60</math>, and <math>d_2 = 0.20</math>.</p>	<p>How You Will Get There</p> <p>Step 2: Calculate the list price by applying Formula 6.2a and rearranging for L.</p> <p>Step 3: To calculate the net price, apply Formula 6.3.</p> <p>Step 4: To calculate the single equivalent discount, apply Formula 6.4.</p>

<b>Perform</b>	Step 2: $\$18.00 = L \times 0.60$ $L = \$18.00 \div 0.6 = \$30.00$ Step 3: $N = \$30 \times (1 - 0.60) \times (1 - 0.20) = \$30 \times 0.40 \times 0.80 = \$9.60$ Step 4: $\text{dequiv} = 1 - (1 - 0.60) \times (1 - 0.20) = 1 - (0.40)(0.80) = 1 - 0.32 = 0.68$ or 68%
<b>Present</b>	You should pay \$9.60 for the item, which represents a 68% savings.



## Section 6.1 Exercises

Round all money to two decimals and percentages to four decimals in each of the following questions.

### Mechanics

For questions 1–4, solve for the unknown variables (identified with a ?) based on the information provided. “N/A” indicates that the particular variable is not applicable in the question.

	List Price or MSRP	First Discount	Second Discount	Third Discount	Net Price	Equivalent Single Discount Rate	Total Discount Amount
1.	\$980.00	42%	N/A	N/A	?	N/A	?
2.	?	25%	N/A	N/A	\$600.00	N/A	?
3.	\$1,975.00	25%	15%	10%	?	?	?
4.	?	18%	4%	7%	\$366.05	?	?

## Applications

- A wholesaler of stereos normally qualifies for a 35% trade discount on all electronic products purchased from its manufacturer. If the MSRP of a stereo is \$399.95, what net price will the wholesaler pay?
- Mary is shopping at the mall where she sees a sign that reads, “Everything in the store is 30% off, including sale items!” She wanders in and finds a blouse on the clearance rack. A sign on the clearance rack states, “All clearance items are 50% off.” If the blouse is normally priced at \$69.49, what price should Mary pay for it?
- A distributor sells some shoes directly to a retailer. The retailer pays \$16.31 for a pair of shoes that has a list price of

\$23.98. What trade discount percent is the distributor offering to its retailers?

- A retailer purchases supplies for its head office. If the retailer pays \$16.99 for a box of paper and was eligible for a 15% volume discount, what was the original MSRP for the box of paper?
- Mountain Equipment Co-op has purchased a college backpack for \$29 after discounts of 30%, 8%, and 13%. What is the MSRP for the backpack? What single discount is equivalent to the three discounts?
- Walmart purchased the latest CD recorded by Selena Gomez. It received a total discount of \$10.08 off the MSRP for the CD, which represents a discount percent of 42%.
  - What was the MSRP?
  - What was the net price paid for the CD?
- Best Buy just acquired an HP Pavilion computer for its electronics department. The net price on the computer is \$260.40 and Best Buy receives discounts of 40% and 38%.
  - What single discount is equivalent to the two discounts?
  - What is the list price?
  - What is the total discount amount?
- TELUS retails a Samsung cellphone at the MSRP of \$399.99. TELUS can purchase the phone from its supplier and receive a 20% trade discount along with a 5% volume discount.
  - What is the single equivalent percent discount?
  - What net price does TELUS pay for the phone?
  - How much of a discount in dollars does this represent?
- A wholesaler offers the following discounts: 10% seasonal discount for all purchases made between March 1 and May 1, 15% cumulative quantity discount whenever more than 5,000 units are purchased

in any month, 5% loyalty discount for customers who have made regular purchases every month for at least one year, and a 33% trade discount to any retailer. Ed's Retail Superstore makes a purchase of 200 watches, MSRP \$10, from the wholesaler on April 29. This month alone, Ed's has ordered more than 5,000 watches. However, Ed's has purchased from the wholesaler for only the past six months.

Determine the total price that Ed's should pay for the watches.

- If a distributor is eligible for a 60% trade discount, 5% volume discount, and 3% seasonal discount, what single equivalent discount rate would it be eligible to receive? If the trade discount is applied first and equals a trade discount of \$48, calculate the net price for the item.

## Challenge, Critical Thinking, & Other Applications

As mentioned in one of the “Paths to Success” sections, discount percentages share a commonality with negative percent changes (Section 3.1). Use the formulas from this chapter to solve questions 15–17 involving percent change.

- A human resource manager needs to trim labour costs in the following year by 3%. If current year labour costs are

\$1,231,498, what are the labour costs next year?

- At an accounting firm, the number of accountants employed is based on the ratio of 1:400 daily manual journal entries. Because of ongoing increases in automation, the number of manual journal entries declines at a constant rate of 4% per year. If current entries are 4,000 per year, how many years and days will it take until the firm needs to lay off one accountant? (Hint: An accountant is laid off when the number of journal entries drops below 3,600.)
- An economist is attempting to understand how Canada reduced its national debt from 1999 to 2008. In 1999, Canada's national debt was \$554.143 billion. In 2008, the national debt stood at \$457.637 billion. What percentage had the national debt been reduced by during this time period?
- Sk8 is examining an invoice. The list price of a skateboard is \$109.00, and the invoice states it received a trade discount of 15% and quantity discount of 10% as well as a loyalty discount. However, the amount of the loyalty discount is unspecified.
- If Sk8 paid \$80.88 for the skateboard, what is the loyalty discount percent?
- If the loyalty discount is applied after all other discounts, what amount of loyalty dollars does Sk8 save per skateboard?



- Currently, a student can qualify for up to six different tuition discounts at a local college based on such factors as financial need or corporate sponsorships. Mary Watson just applied to the college and qualifies for all six discounts: 20%, 15%, 23%, 5%, 3%, and 1%.
- She is confused and wants the college to tell her what single discount percent she is receiving. What should the college tell her?
- If her total list tuition comes to \$6,435.00, how much should she pay?
- Sumandeep is very loyal to her local hairstylist. Because she is loyal, her hairstylist gives her three different discounts: 10%, 5%, and 5%. These discounts amount to \$14.08 in savings.
- What was the list price her hairstylist charged her?
- What amount did she pay her hairstylist?
- If her hairstylist increases prices by 5%, what are the list price, net price, and total discount amount?

## : MARKUP: SETTING THE REGULAR PRICE

---

### (Need to Stay in Business)

As you wait in line to purchase your Iced Caramel Macchiato at Starbucks, you look at the pricing menu and think that \$4.99 seems like an awful lot of money for a frozen coffee beverage. Clearly, the coffee itself doesn't cost anywhere near that much. But then gazing around the café, you notice the carefully applied colour scheme, the comfortable seating, the high- end machinery behind the counter, and a seemingly well-trained barista who answers customer questions knowledgeably.

Where did the money to pay for all of this come from? You smile as you realize your \$4.99 pays not just for the macchiato, but for everything else that comes with it.

The process of taking a product's cost and increasing it by some amount to arrive at a selling price is called **markup**. This process is critical to business success because every business must ensure that it does not lose money when it makes a sale. From the consumer perspective, the concept of markup helps you make sense of the prices that businesses charge for their products or services. This in turn helps you to judge how reasonable some prices are (and hopefully to find better deals).

### The Components in a Selling Price

Before you learn to calculate markup, you first have to understand the various components of a selling price. Then, in the next section, markup and its various methods of calculation will become much clearer.

When your business acquires merchandise for resale, this is a monetary outlay representing a cost. When you then resell the product, the price you charge must recover more than just the product cost. You must also recover all the selling and operating expenses associated with the product. Ultimately, you also need to make some money, or profit, as a result of the whole process.



### The Formula

Most people think that marking up a product must be a fairly complex process.

It is not. Formula 6.5 illustrates the relationship between the three components of cost, expenses, and profits in calculating the selling price.

**Formula 6.5: The Selling Price of a Product:**  $S = C + E + P$

**How It Works**

**P is Profit:** Profit is the amount of money that remains after a business pays all of its costs and expenses. A business needs to add an amount above its costs and expenses to allow it to grow. If it adds too much profit, though, the product's price will be too high, in which case the customer may refuse to purchase it. If it adds too little profit, the product's price may be too low, in which case the customer may perceive the product as shoddy and once again refuse to purchase it. Many businesses set general guidelines on how much profit to add to various products. As with expenses, this profit may be expressed as

- A fixed dollar amount per unit
- A percentage of the product cost
- A percentage of the selling price

**E is Expenses:** Expenses are the financial outlays involved in selling the product. Beyond just purchasing the product, the business has many more bills to pay, including wages, taxes, leases, equipment, electronics, insurance, utilities, fixtures, décor, and many more. These expenses must be recovered and may be calculated as

- A fixed dollar amount per unit
- A percentage of the product cost.

For example, if a business forecasts total merchandise costs of \$100,000 for the coming year and total business expenses of \$50,000, then it may set a general guideline of adding 50% ( $\$50,000 \div \$100,000$ ) to the cost of a product to cover expenses.

- A percentage of the product selling price based on a forecast of future sales.

For example, if a business forecasts total sales of \$250,000 and total business expenses of \$50,000, then it may set a general guideline of adding 20% ( $\$50,000 \div \$250,000$ ) of the selling price to the cost of a product to cover expenses.

**S is Selling Price:** Once you calculate what the business paid for the product (cost), the bills it needs to cover (expenses), and how much money it needs to earn (profit), you arrive at a selling price by summing the three components.

**C is Cost:** The cost is the amount of money that the business must pay to purchase or manufacture the product. If manufactured, the cost represents all costs incurred to make the product. If purchased, this number results from applying an appropriate discount formula from Section 6.1. There is a list price from which the business will deduct discounts to arrive at the net price. The net price paid for the product equals the cost of the product. If a business purchases or manufactures a product for \$10 then it must sell the product for at least \$10. Otherwise, it fails to recover what was paid to acquire or make the product in the first place—a path to sheer disaster!

Follow these steps to solve pricing scenarios involving the three components:

**Step 1:** Four variables are involved in Formula 6.5. Identify the known variables. Note that you may have to calculate the product's cost by applying the single or multiple discount formulas (Formulas 6.1 and 6.3, respectively). Pay careful attention to expenses and profits to capture how you calculate these amounts.

**Step 2:** Apply Formula 6.5 and solve for the unknown variable.

Assume a business pays a net price of \$75 to acquire a product. Through analyzing its finances, the business estimates expenses at \$25 per unit, and it figures it can add \$50 in profit. Calculate the selling price.

Step 1: The net price paid for the product is the product cost. The known variables are  $C = \$75$ ,  $E = \$25$ , and  $P = \$50$ . Step 2: According to Formula 6.5, the unit selling price is  $S = C + E + P = \$75 + \$25 + \$50 = \$150$ .



### Important Notes

In applying Formula 6.5 you must adhere to the basic rule of linear equations requiring all terms to be in the same unit. That is, you could use Formula 6.5 to solve for the selling price of an individual product, where the three components are the unit cost, unit expenses, and unit profit. When you add these, you calculate the unit selling price. Alternatively, you could use Formula 6.5 in an aggregate form where the three components are total cost, total expenses, and total profit. In this case, the selling price is a total selling price, which is more commonly known as total revenue. But you cannot mix individual components with aggregate components.



### Things To Watch Out For

The most common mistake in working with pricing components occurs in the “Understand” portion of the PUPP model. It is critical to identify and label information correctly. You have to pay attention to details such as whether you are expressing the expenses in dollar format or as a percentage of either cost or selling price. Systematically work your way through the information provided piece by piece to ensure that you do not miss an important detail.



### Give It Some Thought

- What three components make up a selling price? In what units are these components commonly expressed?
- In what three ways are expenses and profits expressed?
- What is the relationship between net price and cost?

#### Example 6.2A: Setting a Price on Fashion in Dollars

Mary's Boutique purchases a dress for resale at a cost of \$23.67. The owner determines that each dress must contribute \$5.42 to the expenses of the store. The owner also wants this dress to earn \$6.90 toward profit. What is the regular selling price for the dress?

<b>Plan</b>	You are looking for the regular selling price for the dress, or $S$ .	
<b>Understand</b>	What You Already Know Step 1: The unit cost of the dress and the unit expense and the unit profit are all known: $C = \$23.67$ , $E = \$5.42$ , $P = \$6.90$	How You Will Get There Step 2: Apply Formula 6.5.
<b>Perform</b>	Step 2: $S = \$23.67 + \$5.42 + \$6.90 = \$35.99$	
<b>Present</b>	Mary's Boutique will set the regular price of the dress at \$35.99.	

**Example 6.2B: Setting the Price Using Percentage of Cost**

John’s Discount Store just completed a financial analysis. The company determined that expenses average 20% of the product cost and profit averages 15% of the product cost. John’s Discount Store purchases Chia Pets from its supplier for an MSRP of \$19.99 less a trade discount of 45%. What will be the regular selling price for the Chia Pets?

<b>Plan</b>	You are looking for the regular selling price for the Chia pets, or S.										
<b>Understand</b>	<p>What You Already Know</p> <p>Step 1: The list price, discount rate, expenses, and profit are known:</p> <p><math>L = \\$19.99</math>      <math>d = 0.45</math></p> <p><math>E = 20\%</math> of cost, or <math>0.20C</math></p> <p><math>P = 15\%</math> of cost, or <math>0.15C</math></p>	<p>How You Will Get There</p> <p>Step 1 (continued): Although the cost of the Chia Pets is not directly known, you do know the MSRP (list price) and the trade discount. The cost is equal to the net price. Apply Formula 6.1.</p> <p>Step 2: To calculate the selling price, apply Formula 6.5.</p>									
<b>Perform</b>	<p>Step 1: <math>N = \\$19.99 \times (1 - 0.45) = \\$19.99 \times 0.55 = \\$10.99 = C</math></p> <p>Step 2: <math>S = \\$10.99 + 0.20C + 0.15C</math></p> <p><math>S = \\$10.99 + 0.20(\\$10.99) + 0.15(\\$10.99)</math></p> <p><math>S = \\$10.99 + \\$2.20 + \\$1.65 = \\$14.84</math></p>										
<b>Present</b>	John’s Discount Store will sell the Chia Pet for \$14.84.	<p style="text-align: center;"><b>The Price Components for a Chia Pet</b></p> <table border="0" style="margin-left: auto; margin-right: 0;"> <tr> <td style="color: blue;">■</td> <td>Cost --&gt;</td> <td>\$10.99</td> </tr> <tr> <td style="color: red;">■</td> <td>Expenses --&gt;</td> <td>\$2.20</td> </tr> <tr> <td style="color: green;">■</td> <td>Profit --&gt;</td> <td>\$1.65</td> </tr> </table>	■	Cost -->	\$10.99	■	Expenses -->	\$2.20	■	Profit -->	\$1.65
■	Cost -->	\$10.99									
■	Expenses -->	\$2.20									
■	Profit -->	\$1.65									

**Example 6.2C: Setting the Price Using Percentage of Selling Price**

Based on last year's results, Benthall Appliance learned that its expenses average 30% of the regular selling price. It wants a 25% profit based on the selling price. If Benthall Appliance purchases a fridge for \$1,200, what is the regular unit selling price?

**Plan**

You are looking for the regular unit selling price for the fridge, or  $S$ .

**Understand**

What You Already Know

Step 1: The cost, expenses, and profit for the fridge are known:

$$E = 30\% \text{ of } S, \text{ or } 0.3S$$

$$P = 25\% \text{ of } S, \text{ or } 0.25S$$

$$C = \$1,200.00$$

How You Will Get There

Step 2: Apply Formula 6.5.

**Perform**

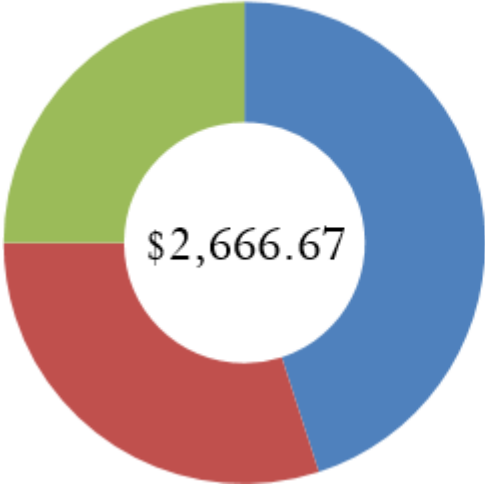
$$\text{Step 2: } S = \$1,200.00 + 0.3S + 0.25S$$

$$S = \$1,200.00 + 0.55S$$

$$S - 0.55S = \$1,200.00$$

$$0.45S = \$1,200.00$$


$$S = \$2,666.67$$

<p><b>Present</b></p>	<p>Benthal Appliance should set the regular selling price of the fridge at \$2,666.67.</p>	<h3>Price Components for a Fridge</h3>  <p>■ Cost --&gt; \$1,200.00</p> <p>■ Expenses --&gt; <math>0.3(\\$2,666.67) =</math> \$800.00</p> <p>■ Profit --&gt; <math>0.25(\\$2,666.67) =</math> \$666.67</p> <p><b>\$2,666.67</b></p>
-----------------------	--	---



**Example 6.2D: Using Selling Price to Figure Out the Cost**

If a company knows that its profits are 15% of the selling price and expenses are 30% of cost, what is the cost of an MP3 player that has a regular selling price of \$39.99?

<p><b>Plan</b></p>	<p>You are looking for the cost of the MP3 player, or C.</p>	
<p><b>Understand</b></p>	<p>What You Already Know                  Step 1: The expenses, profits, and the regular unit selling price are as follows:  <math>S = \\$39.99</math>      <math>P = 15\% \text{ of } S, \text{ or } 0.15S</math>  <math>E = 30\% \text{ of cost, or } 0.3C</math></p>	<p>How You Will Get There                  Step 2: Apply Formula 6.5, rearranging for C.</p>
<p><b>Perform</b></p>	<p>Step 2: <math>\\$39.99 = C + 0.3C + 0.15(\\$39.99)</math>  <math>\\$39.99 = 1.3C + \\$6.00</math>  <math>\\$33.99 = 1.3C</math>  <math>\\$26.15 = C</math></p>	
<p><b>Present</b></p>	<p>The cost of the MP3 Player is \$26.15.</p>	<div style="text-align: center;"> <p><b>Price Components of an MP3 Player</b></p>  <p><b>\$39.99</b></p> <ul style="list-style-type: none"> <li>■ Cost --&gt; \$26.15</li> <li>■ Expenses --&gt; <math>0.3(\\$26.15) = \\$7.84</math></li> <li>■ Profit --&gt; <math>0.15(\\$39.99) = \\$6.00</math></li> </ul> </div>

**Example 6.2E: Determining Profitability**

Peak of the Market considers setting the regular unit selling price of its strawberries at \$3.99 per kilogram. If it purchases these strawberries from the farmer for \$2.99 per kilogram and expenses average 40% of product cost, does Peak of the Market make any money?

**Plan**

In asking whether Peak of the Market makes money, you are looking for the profit, or P.

**Understand**

What You Already Know

Step 1: The cost, expenses, and proposed regular unit selling price for the strawberries are as follows:

$$S = \$3.99 \quad C = \$2.99 \quad E = 40\% \text{ of cost, or } 0.4C$$

How You Will Get There

Step 2: Apply Formula 6.5, rearranging for P.

**Perform**

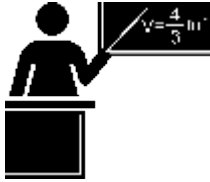
$$\begin{aligned} \text{Step 2: } \$3.99 &= \$2.99 + 0.4(\$2.99) + P \\ \$3.99 &= \$4.19 + P \\ -\$0.20 &= P \end{aligned}$$

**Present**

The negative sign on the profit means that Peak of the Market would take a loss of \$0.20 per kilogram if it sells the strawberries at \$3.99. Unless Peak of the Market has a marketing reason or sound business strategy for doing this, the company should reconsider its pricing.

## Calculating the Markup Dollars

Most companies sell more than one product, each of which has different price components with varying costs, expenses, and profits. Can you imagine trying to compare 50 different products, each with three different components? You would have to juggle 150 numbers! To make merchandising decisions more manageable and comparable, many companies combine expenses and profit together into a single quantity, either as a dollar amount or a percentage. This section focuses on the markup as a dollar amount.




### The Formula

One of the most basic ways a business simplifies its merchandising is by combining the dollar amounts of its expenses and profits together as expressed in Formula 6.6.

Formula 6.6 – Markup Amount:  $M\$ = E + P$   
**E** is Profit: The profit earned when the product sells.  
**E** is Expenses: The expenses associated with the product.  
**M\$** is Markup Amount: Markup is taking the cost of a product and converting it into a selling price. The markup amount represents the dollar amount difference between the cost and the selling price.

Note that since the markup amount ( $M\$$ ) represents the expenses ( $E$ ) and profit ( $P$ ) combined, you can substitute the variable for markup amount into Formula 6.5 to create Formula 6.7, which calculates the regular selling price.

Formula 6.7 – Selling Price Using Markup:  $S = C + M\$$   
**M\$** is Markup Amount: From Formula 6.6, this is the single number that represents the total of the expenses and profits.  
**C** is Cost: The amount of money needed to acquire or manufacture the product. If the product is being acquired, the cost is the same amount as the net price paid.  
**S** is Selling Price: The regular selling price of the product.



### How It Works

Follow these steps when you work with calculations involving the markup amount:

**Step 1:** You require three variables in either Formula 6.6 or Formula 6.7. At least two of the variables must be known. If the amounts are not directly provided, you may need to calculate these amounts by applying other discount or markup formulas.

**Step 2:** Solve either Formula 6.6 or Formula 6.7 for the unknown variable.

Recall from Example 6.2D that the MP3 player's expenses are \$7.84, the profit is \$6.00, and the cost is \$26.15.

Calculate the markup amount and the selling price.

Step 1: The known variables are  $E = \$7.84$ ,  $P = \$6.00$ , and  $C = \$26.15$ .

Step 2: According to Formula 6.6, the markup amount is the sum of the expenses and profit, or  $M\$ = \$7.84 + \$6.00 = \$13.84$ .

Step 2 (continued): Applying Formula 6.7, add the markup amount to the cost to arrive at the regular selling price, resulting in  $S = \$26.15 + \$13.84 = \$39.99$

## TOP SECRET

### Paths To Success



You might have already noticed that many of the formulas in this chapter are interrelated. The same variables appear numerous times but in different ways. To help visualize the relationship between the various formulas and variables, many students have found it helpful to create a markup chart, as shown to the right.

This chart demonstrates the relationships between Formulas 6.5, 6.6, and 6.7. It is

evident that the selling price (the green line) consists of cost, expenses, and profit (the red line representing Formula 6.5); or it can consist of cost and the markup

amount (the blue line representing Formula 6.7). The markup amount on the blue line consists of the expenses and profit on the red line (Formula 6.6).

**Example 6.2F: Markup as a Dollar Amount**

A cellular retail store purchases an iPhone with an MSRP of \$779 less a trade discount of 35% and volume discount of 8%. The store sells the phone at the MSRP.

What is the markup amount?

If the store knows that its expenses are 20% of the cost, what is the store's profit?

**Plan**

First of all, you need to calculate the markup amount (M\$). You also want to find the store's profit (P).

**Understand**

What You Already Know

Step 1: The smartphone MSRP and the two discounts are known, along with the expenses and selling price:

$$L = \$270 \quad d_1 = 0.35 \quad d_2 = 0.08$$

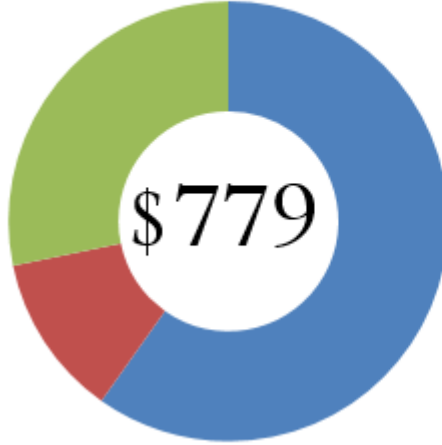
$$E = 20\% \text{ of cost, or } 0.2C \quad S = \$779$$

How You Will Get There

Step 1 (continued): Calculate the cost of the iPhone by applying Formula 6.3.

Step 2: Calculate the markup amount using Formula 6.7.

Step 2 (continued): Calculate the profit by applying Formula 6.6, rearranging for P.

<b>Perform</b>	<p>Step 1 (continued): <math>N = \\$779.00 \times (1 - 0.35) \times (1 - 0.08)</math>  <math>N = \\$779.00 \times 0.65</math>  <math>\times 0.92 = \\$465.84 = C</math> Step 2: <math>\\$779.00 =</math>  <math>\\$465.84 + M\\$</math>  <math>\\$313.16 = M\\$</math>                  Step 2 (continued): <math>\\$313.16 = 0.2(\\$465.84) + P</math>  <math>\\$313.16 = \\$93.17 + P</math>  <math>\\$219.99 = P</math></p>	
<b>Present</b>	<p>The markup amount for the iPhone is \$313.16. When the store sells the phone for \$779.00, its profit is \$219.99.</p>	<p style="text-align: center;"><b>The Price Components of an Apple iPhone</b></p>  <p>■ Cost --&gt; \$465.84                  ■ Expenses --&gt; \$93.17                  ■ Profit --&gt; \$219.99</p>

## Calculating the Markup Percent

It is important to understand markup in terms of the actual dollar amount; however, it is more common in business practice to calculate the markup as a percentage. There are three benefits to converting the markup dollar amount into a percentage:

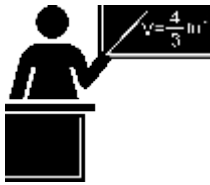
- Easy comparison of different products having vastly different price levels and costs, to help you see how each product contributes toward the financial success of the company. For example, if a chocolate bar has a 50¢ markup included in a selling price of \$1, while a car has a \$1,000 markup included in a selling price of \$20,000, it is difficult to compare the profitability of these items. If these numbers were expressed as a percentage of the selling price such that the chocolate bar has a 50% markup and the car has a 5% markup, it is clear that more of every dollar sold for chocolate bars goes toward list profitability.
- Simplified translation of costs into a regular selling price—a task that must be done for each product,

making it helpful to have an easy formula, especially when a company carries hundreds, thousands, or even tens of thousands of products. For example, if all products are to be marked up by 50% of cost, an item with a \$100 cost can be quickly converted into a selling price of \$150.

- An increased understanding of the relationship between costs, selling prices, and the list profitability for any given product. For example, if an item selling for \$25 includes a markup on selling price of 40% (which is \$10), then you can determine that the cost is 60% of the selling price (\$15) and that \$10 of every \$25 item sold goes toward list profits.

You can translate the markup dollars into a percentage using two methods, which express the amount either as a percentage of cost or as a percentage of selling price:

- *Method 1: Markup as a Percentage of Cost.* This method expresses the markup rate using cost as the base. Many companies use this technique internally because most accounting is based on cost information. The result, known as the **markup on cost percentage**, allows a reseller to convert easily from a product's cost to its regular unit selling price.
- *Method 2: Markup as a Percentage of Selling Price.* This method expresses the markup rate using the regular selling price as the base. Many other companies use this method, known as the **markup on selling price percentage**, since it allows for quick understanding of the portion of the selling price that remains after the cost of the product has been recovered. This percentage represents the list profits before the deduction of expenses and therefore is also referred to as the *list profit margin*.



### The Formula

Both formulas are versions of Formula 2.2 on rate, portion, and base.

The markup on cost percentage is expressed in Formula 6.8, while the markup on selling price percentage is expressed in Formula 6.9.

**M\$ is Markup Amount:** The total dollars of the expenses and the profits; this total is the difference between the cost and the selling price. Formula 6.8 – Markup On Cost Percentage:  $????? \% = ??? \times ????? \times 100$  is

**Percent Conversion:** The markup on cost is always a percentage. **C is Cost:** The amount of money needed to acquire or manufacture the product. If the product is being acquired, the cost is the same amount as the net price paid.

**MoC% is Markup on Cost Percentage:** This is the percentage by which the cost of the product needs to be increased to arrive at the selling price for the product.

**M\$ is Markup Amount:** The total dollars of the expenses and the profits; this total is the difference between

the cost and the selling price. Formula 6.9 – Markup On Selling Price Percentage:  $\frac{M}{S} \times 100 = \text{MoS}\%$  How It Works  $\times 100$  is Percent Conversion: The markup on cost is always a percentage. S is Selling Price: The regular selling price of the product. MoS% is Markup on Selling Price Percentage: This is the percentage of the selling price that remains available as list profits after the cost of the product is recovered.

Refer back to the steps in calculating markup. The steps you must follow for calculations involving markup percent are almost identical to those for working with markup dollars:

**Step 1:** Three variables are required in either Formula 6.8 or Formula 6.9. For either formula, at least two of the variables must be known. If the amounts are not directly provided, you may need to calculate these amounts by applying other discount or markup formulas.

**Step 2:** Solve either Formula 6.8 or Formula 6.9 for the unknown variable.

Continuing to work with Example 6.2D, recall that the cost of the MP3 player is \$26.15, the markup amount is

\$13.84, and the selling price is \$39.99.

Calculate both markup percentages. Step 1:

The known variables are  $C = \$26.15$ ,  $M = \$13.84$ , and  $S = \$39.99$ . Step 2: To calculate the markup on cost percentage, apply Formula 6.8:

$$\frac{\$13.84}{\$26.15} \times 100 = 52.9254\%$$

$$\text{MoC}\% =$$

$$\frac{\$13.84}{\$26.15}$$

$$\times 100 = 52.9254\%$$

In other words, you must add 52.9254% of the cost on top of the unit cost to arrive at the regular unit selling price of \$39.99. Step 2 (continued): To calculate the markup on selling price percentage, apply Formula 6.9:

$$\text{MoS}\% =$$



\$13.84

\$39.99

$$\times 100 = 34.6087\%$$

In other words, 34.6087% of the selling price represents list profits after the business recovers the \$26.15 cost of the MP3 player.



### Important Notes

Businesses are very focused on profitability. Your Texas Instruments BAII Plus calculator is programmed with the markup on selling price percentage. The function is located on the second shelf above the number three. To use this function, open the window by pressing 2nd 3. You can scroll between lines using your  $\uparrow$  and  $\downarrow$  arrows. There are three variables:

- CST is the cost. Use the symbol C.
- SEL is the selling price. Use the symbol S.
- MAR is the markup on selling price percentage. Use the symbol MoS%.

As long as you know any two of the variables, you can solve for the third. Enter any two of the three variables (you need to press ENTER after each), making sure the window shows the output you are seeking, and press CPT.



### Things To Watch Out For

Merchandising involves many variables. Nine formulas have been established so far, and a few more are yet to be introduced. Though you may feel bogged down by all of

these formulas, just remember that you have encountered most of these merchandising concepts since you were very young and that you interact with retailers and pricing every day. This chapter merely formalizes calculations you already perform on a daily basis, whether at work or at home. The calculation of discounts is no different than going to Walmart and finding your favourite CD on sale. You know that when a business sells a product, it has to recoup the cost of the product, pay its bills, and make some money. And you have worked with percentages since elementary school.

Do not get stuck in the formulas. Think about the concept presented in the question. Change the scenario of the question and put it in the context of something more familiar. Ultimately, if you really have difficulties then look at the variables provided and cross-reference them to the merchandising formulas. Your goal is to find formulas in which only one variable is unknown. These formulas are solvable. Then ask yourself, “How does knowing that new variable help solve any other formula?”

You do not need to get frustrated. Just be systematic and relate the question to what you already know.

## TOP SECRET

### Paths To Success

The triangle method simplifies rearranging both Formulas 6.8 and 6.9 to solve for other unknown variables as illustrated in the figure to the right.

Sometimes you need to convert the markup on cost percentage to a markup on selling price percentage, or vice versa. Two shortcuts allow you to convert easily from one to the other:

$$\begin{aligned} \text{MoC}\% &= \text{MoS}\% \\ &1 - \text{MoS}\% \end{aligned}$$

$$\text{MoS}\% = \frac{\text{MoC}\%}{1 + \text{MoC}\%}$$

Notice that these formulas are very similar. How do you remember whether to add or subtract in the denominator? In normal business situations, the MoC% is always larger than the MoS%. Therefore, if you are converting one to the other you need to identify whether you want the percentage to become larger or smaller.

- To calculate MoC%, you want a larger percentage. Therefore, make the denominator smaller by subtracting MoS% from 1.
- To calculate MoS%, you want a smaller percentage. Therefore, make the denominator larger by adding MoC% to 1.



### **Give It Some Thought**

Answer the following true/false questions.

- The markup on selling price percentage can be higher than 100%.
- The markup dollar amount can be more than the selling price.
- The markup on cost percentage can be higher than 100%.
- The markup on cost percentage in most business situations is higher than the markup on selling price percentage.
- If you know the markup on cost percentage and the cost, you can calculate a selling price.
- If you know the markup on selling price percentage and the cost, you can calculate a selling price.

Example 6.2G: Markup as a Percentage		
<p>A large national retailer wants to price a Texas Instruments BAI Plus calculator at the MSRP of \$39.99. The retailer can acquire the calculator for \$17.23.</p> <p>What is the markup on cost percentage?                      What is the markup on selling price percentage?</p>		
<b>Plan</b>	You have been asked to solve for the markup on cost percentage (MoC%) and the markup on selling price percentage (MoS%).	
<b>Understand</b>	<p>What You Already Know Step 1: The regular unit selling price and the cost are provided:  <math>S = \\$39.99, C = \\$17.23</math></p>	<p>How You Will Get There                      Step 1 (continued): You need the markup dollars. Apply Formula 6.7, rearranging for M\$.                      Step 2: To calculate markup on cost percentage, apply Formula 6.8.                      Step 2 (continued): To calculate markup on selling price percentage, apply Formula 6.9.</p>
<b>Perform</b>	<p>Step 1 (continued): <math>\\$39.99 = \\$17.23 + M\\$</math>  <math>\\$22.76 = M\\$</math>                      Step 2: <math>\text{MoC}\% = \frac{\\$22.76}{\\$17.23} \times 100 = 132.0952\%</math>                      Step 2 (continued): <math>\text{MoS}\% = \frac{\\$22.76}{\\$39.99} \times 100 = 56.9142\%</math></p>	Calculator Instructions
<b>Present</b>	The markup on cost percentage is 132.0952%. The markup on selling price percentage is 56.9142%.	

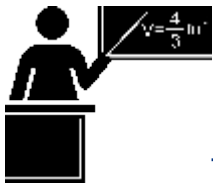
CSTSELMAR17.2339.99Answer: 56.9142  
 Break-Even Pricing

In running a business, you must never forget the “bottom line.” In other words, if you fully understand how your products are priced, you will know when you are making or losing money. Remember, if you keep losing money you will not stay in business for

long! As revealed in Chapter 5, 15% of new businesses will not make it past their first year, and 49% fail in

their first five years. This number becomes even more staggering with an 80% failure rate within the first decade.<sup>1</sup> Do not be one of these statistics! With your understanding of markup, you now know what it takes to break even in your business.

Recall from Chapter 5 that *break-even* means that you are earning no profit, but you are not losing money either. Your profit is zero.



## The Formula

If the regular unit selling price must cover three elements—cost, expenses, and profit—then the regular unit selling price must exactly cover your costs and expenses when the profit is zero. In other words, if Formula 6.5 is modified to calculate the selling price at the break-even point (SBE) with  $P=0$ , then

$$\text{SBE} = C + E$$

This is not a new formula. It just summarizes that at break-even there is no profit or loss, so the profit ( $P$ ) is eliminated from the formula.



## How It Works

The steps you need to calculate the break-even point are no different from those you used to calculate the regular selling price. The only difference is that the profit is always set to zero.

Recall Example 6.2D that the cost of the MP3 player is \$26.15 and expenses are \$7.84. The break-even price (SBE) is

$\$26.15 + \$7.84 = \$33.99$ . This means that if the MP3 player is sold for anything more than \$33.99, it is profitable; if it is sold for less, then the business does not cover its costs and expenses and takes a loss on the sale.

<b>Example 6.2H: Knowing Your Break-Even Price</b>			
<p>John is trying to run an eBay business. His strategy has been to shop at local garage sales and find items of interest at a great price. He then resells these items on eBay. On John’s last garage sale shopping spree, he only found one item—a Nintendo Wii that was sold to him for \$100. John’s vehicle expenses (for gas, oil, wear/tear, and time) amounted to \$40. eBay charges a \$2.00 insertion fee, a flat fee of \$2.19, and a commission of 3.5% based on the selling price less \$25. What is John’s minimum list price for his Nintendo Wii to ensure that he at least covers his expenses?</p>			
<b>Plan</b>	You are trying to find John’s break-even selling price (SBE).		
<b>Understand</b>	<table border="0" style="width: 100%;"> <tr> <td style="width: 50%; vertical-align: top;"> <p>What You Already Know</p> <p>Step 1: John’s cost for the Nintendo Wii and all of his associated expenses are as follows:</p> <p><math>C = \\$100.00</math>      <math>E \text{ (vehicle)} = \\$40.00</math>  <math>E \text{ (insertion)} = \\$2.00</math>      <math>E \text{ (flat)} = \\$2.19</math>  <math>E \text{ (commission)} = 3.5\%(SBE - \\$25.00)</math></p> </td> <td style="width: 50%; vertical-align: top;"> <p>How You Will Get There</p> <p>Step 1 (continued): You have four expenses to add together that make up the E in the formula.</p> <p>Step 2: Formula 6.5 states <math>S = C + E + P</math>. Since you are looking for the break-even point, then P is set to zero and</p> <p><math>SBE = C + E</math>.</p> </td> </tr> </table>	<p>What You Already Know</p> <p>Step 1: John’s cost for the Nintendo Wii and all of his associated expenses are as follows:</p> <p><math>C = \\$100.00</math>      <math>E \text{ (vehicle)} = \\$40.00</math>  <math>E \text{ (insertion)} = \\$2.00</math>      <math>E \text{ (flat)} = \\$2.19</math>  <math>E \text{ (commission)} = 3.5\%(SBE - \\$25.00)</math></p>	<p>How You Will Get There</p> <p>Step 1 (continued): You have four expenses to add together that make up the E in the formula.</p> <p>Step 2: Formula 6.5 states <math>S = C + E + P</math>. Since you are looking for the break-even point, then P is set to zero and</p> <p><math>SBE = C + E</math>.</p>
<p>What You Already Know</p> <p>Step 1: John’s cost for the Nintendo Wii and all of his associated expenses are as follows:</p> <p><math>C = \\$100.00</math>      <math>E \text{ (vehicle)} = \\$40.00</math>  <math>E \text{ (insertion)} = \\$2.00</math>      <math>E \text{ (flat)} = \\$2.19</math>  <math>E \text{ (commission)} = 3.5\%(SBE - \\$25.00)</math></p>	<p>How You Will Get There</p> <p>Step 1 (continued): You have four expenses to add together that make up the E in the formula.</p> <p>Step 2: Formula 6.5 states <math>S = C + E + P</math>. Since you are looking for the break-even point, then P is set to zero and</p> <p><math>SBE = C + E</math>.</p>		
<b>Perform</b>	<p>Step 1 (continued): <math>E = \\$40.00 + \\$2.00 + \\$2.19 + 3.5\%(SBE - \\$25.00)</math></p> <p><math>E = \\$44.19 + 0.035(SBE - \\$25.00) = \\$44.19 + 0.035SBE - \\$0.875</math>      <math>E = \\$43.315 + 0.035SBE</math></p> <p>Step 2: <math>SBE = \\$100.00 + \\$43.315 + 0.035SBE</math></p> <p><math>SBE = \\$143.315 + 0.035SBE</math></p> <p><math>SBE - 0.035SBE = \\$143.315</math>      <math>0.965SBE = \\$143.315</math>      <math>SBE = \\$148.51</math></p>		
<b>Present</b>	<p>At a price of \$148.51 John would cover all of his costs and expenses but realize no profit or loss. Therefore, \$148.51 is his minimum price.</p>		

[1 Statistics Canada, “Failure Rates for New Firms,” \*The Daily\*, February 16, 2000, www.statcan.gc.ca/daily-quotidien/000216/dq000216b-eng.htm.](http://www.statcan.gc.ca/daily-quotidien/000216/dq000216b-eng.htm)



## Section 6.2 Exercises

Round all money to two decimals and percentages to four decimals for each of the following exercises.

## Mechanics

For questions 1–8, solve for the unknown variables (identified with a ?) based on the information provided.

	Regular Unit Selling Price	Cost	Expenses	Profit	Markup Amount	Break-Even Price	Markup on Cost	Markup on Selling Price
1.	?	\$188.42	\$48.53	\$85.00	?	?	?	?
2.	\$999.99	?	30% of C	23% of C	?	?	?	?
3.	?	?	?	10% of S	\$183.28	?	155%	?
4.	\$274.99	?	20% of S	?	?	?	?	35%
5.	?	?	45% of C	?	\$540.00	\$1,080.00	?	?
6.	?	\$200 less 40%	?	15% of S	?	?	68%	?
7.	?	?	\$100.00	?	\$275.00	?	?	19%
8.	?	?	15% of C	12% of S	?	\$253.00	?	?

## Applications

- If a pair of sunglasses sells at a regular unit selling price of \$249.99 and the markup is always 55% of the regular unit selling price, what is the cost of the sunglasses?
- A transit company wants to establish an easy way to calculate its transit fares. It has determined that the cost of a transit ride is \$1.00, with expenses of 50% of cost. It requires \$0.75 profit per ride. What is its markup on cost percentage?
- Daisy is trying to figure out how much negotiating room she has in purchasing a new car. The car has an MSRP of

\$34,995.99. She has learned from an industry insider that most car dealerships have a 20% markup on selling price. What does she estimate the dealership paid for the car?

- The markup amount on an eMachines desktop computer is \$131.64. If the machine regularly retails for \$497.25 and expenses average 15% of the selling price, what profit will be earned?
- Manitoba Telecom Services (MTS) purchases an iPhone for \$749.99 less discounts of 25% and 15%. MTS's expenses are known to average 30% of the regular unit selling price.
- What is the regular unit selling price if a profit of \$35 per iPhone is required?
- What are the expenses?
- What is the markup on cost percentage?
- What is the break-even selling price?
- A snowboard has a cost of \$79.10, expenses of \$22.85, and profit of \$18.00.
- What is the regular unit selling price?
- What is the markup amount?
- What is the markup on cost percentage?
- What is the markup on selling price percentage?
- What is the break-even selling price? What is the markup on cost percentage at this break-even price?

### Challenge, Critical Thinking, & Other Applications

- A waterpark wants to understand its pricing better. If the regular price of admission is \$49.95, expenses are 20% of cost, and the profit is 30% of the regular unit selling price, what is the markup amount?
- Sally works for a skateboard shop. The company just purchased a skateboard for \$89.00 less discounts of 22%, 15%, and 5%. The company has standard expenses of 37% of cost and desires a profit of 25% of the regular unit selling price. What regular unit selling price should Sally set for the skateboard?
- If an item has a 75% markup on cost, what is its markup on selling price percentage?
- A product received discounts of 33%, 25%, and 5%. A markup on cost of 50% was then applied to arrive at the regular unit selling price of \$349.50. What was the original list price for the product?
- Mountain Equipment Co-op (MEC) wants to price a new backpack. The backpack can be purchased for a list price of

\$59.95 less a trade discount of 25% and a quantity discount of 10%. MEC estimates expenses to be 18% of cost and it must maintain a markup on selling price of 35%.



- What is the cost of backpack?
- What is the markup amount?
- What is the regular unit selling price for the backpack?
- What profit will Mountain Equipment Co-op realize?
- What happens to the profits if it sells the backpack at the MSRP instead?
- Costco can purchase a bag of Starbucks coffee for \$20.00 less discounts of 20%, 15%, and 7%. It then adds a 40% markup on cost. Expenses are known to be 25% of the regular unit selling price.
- What is the cost of the coffee?
- What is the regular unit selling price?
- How much profit will Costco make on a bag of Starbucks coffee?
- What markup on selling price percentage does this represent?
- Repeat questions (a) through (d) if the list price changes to \$24.00.

## : MARKDOWN: SETTING THE SALE PRICE

---

### (Everybody Loves a Sale)

Flashy signs in a retail store announce, “40% off, today only!” Excitedly you purchase three tax-free products with regular price tags reading \$100, \$250, and \$150. The cashier processing the transaction informs you that your total is \$325. You are about to hand over your credit card when something about the total makes you pause. The regular total of all your items is \$500. If they are 40% off, you should receive a \$200 deduction and pay only \$300. The cashier apologizes for the mistake and corrects your total.

Although most retail stores use automated checkout systems, these systems are ultimately programmed by human beings. A computer system is only as accurate as the person keying in the data. A study by the Competition Bureau revealed that 6.3% of items at various retail stores scanned incorrectly. The average error spread is up to 13% around the actual product’s price!<sup>2</sup> Clearly, it is important for you as a consumer to be able to calculate markdowns.

Businesses must also thoroughly understand markdowns so that customers are charged accurately for their purchases. Businesses must always comply with the Competition Act of Canada, which specifically defines legal pricing practices. If your business violates this law, it faces severe penalties.

### **The Importance of Markdowns**

A **markdown** is a reduction from the regular selling price of a product resulting in a lower price. This lower price is called the **sale price** to distinguish it from the selling price.

Many people perceive markdowns as a sign of bad business management decisions. However, in most situations this is not true. Companies must always attempt to forecast the future. In order to stock products, a reseller must estimate the number of units that might sell in the near future for every product that it carries. This is both an art and a science. While businesses use statistical techniques that predict future sales with a relative degree of accuracy, consumers are fickle and regularly change shopping habits. Markdowns most commonly occur under four circumstances:

- *Clearing Out Excess or Unwanted Inventory.* In these situations, the business thought it could sell 100 units; however, consumers purchased only 20 units. In the case of seasonal inventory, such as Christmas items on Boxing Day, the retailer wishes to avoid packing up and storing the inventory until the next season.
- *Clearing Out Damaged or Discontinued Items.* Selling a damaged product at a discount is better than not selling it at all. When products are discontinued, this leaves shelf space underused, so it is better to clear the item out altogether to make room for profitable items that can keep the shelves fully stocked.
- *Increasing Sales Volumes.* Sales attract customers because almost everyone loves a deal. Though special marketing events such as a 48 hour sale reduce the profitability per unit, by increasing the volume sold these sales can lead to a greater profit overall.
- *Promoting Add-On Purchases.* Having items on sale attracts customers to the store. Many times customers will not only purchase the item on sale but also, as long as they are on the premises, grab a few other items, which are regularly priced and very profitable. Like many others, you may have walked into Target to buy one item but left with five instead.



### The Formula

Markdowns are no different from offering a discount. Recall from Section 6.1 that one of the types of discounts is known as a sale discount. The only difference here lies in choice of language. Markdowns are common, so you will find it handy to adapt the discount formulas to the application of markdowns, replacing the symbols with ones that are meaningful in merchandising. Formula 6.1, introduced in Section 6.1, calculates the net price for a product after it receives a single discount:

$$N = L \times (1 - d)$$

Formula 6.10 adapts this formula for use in markdown situations.

[2 Competition Bureau, Fair Business Practices Branch, Price Scanning Report, Table B, page 5, 1999, www.competitionbureau.gc.ca/epic/site/cb-bc.nsf/en/01288e.html.](http://www.competitionbureau.gc.ca/epic/site/cb-bc.nsf/en/01288e.html)

Formula 6.10 – The Sale Price Of A Product:  $S_{\text{onsale}} = S \times (1 - d)$   $d$  is Markdown Rate: A markdown rate is the same as a sale discount rate. Therefore you use the same discount rate symbol

from Section 6.1 to represent the percentage (in decimal format) by which you reduce the selling price. As in Formula 6.1, note that you are interested in calculating the sale price and not the amount saved. Thus, you take the markdown rate away from 1 to find out the rate owing.  $S$  is Selling Price: The regular selling price of the product before any discounts. The higher price is the list price. In merchandising questions, this dollar amount may or may not be a known variable. If the selling price is unknown, you must calculate it using an appropriate formula or combination of formulas from either Section 6.1 or Section 6.2.  $S_{\text{sale}}$  is Sale Price: The sale price is the price of the product after reduction by the markdown percent. Conceptually, the sale price is the same as the net price.

In markdown situations, the selling price and the sale price are different variables. The sale price is always less than the selling price. In the event that a regular selling price has more than one markdown percent applied to it, you can extend Formula 6.10 in the same manner that Formula 6.3 calculated multiple discounts.

If you are interested in the markdown amount in dollars, recall that Formula 6.2 calculates the discount amount in dollars. Depending on what information is known, the formula has two variations:

F  
o  
r  
m  
u  
l  
a  
6.  
2  
a:  
D  
\$  
=  
L  
×  
d  
F  
o  
r  
m  
u  
l  
a  
6.

2

b:

D

\$

=

L

-

N

S is Selling Price: The regular selling price before you apply any markdown percentages. D\$ is Markdown Amount: You determine the markdown amount using either formula depending on what information is known. If you know the selling price and markdown percent, apply Formula 6.11a. If you know the selling price and sale price, apply Formula 6.11b.

Formulas 6.11a and 6.11b adapt these formulas to markdown situations.

**Formula 6.11a – Markdown Amount:  $D\$ = S \times d$**

**Formula 6.11b – Markdown Amount:  $D\$ = \tilde{S} \text{ Sonsale}$**

**Sonsale is Sale Price:** The price after you have deducted all markdown percentages from the regular selling price.

**d is Markdown Rate:** the percentage of the selling price to be deducted (in decimal format). In this case, because you are interested in figuring out how much the percentage is worth, you do not take it away from 1 as in Formula 6.10.

The final markdown formula reflects the tendency of businesses to express markdowns as percentages, facilitating easy comprehension and comparison. Recall Formula 6.9 from Section 6.2, which calculated a markup on selling price percent:

MoS% =

Formula 6.12 adapts this formula to markdown situations.

M\$

$$\frac{\text{D}}{S} \times 100$$

**Formula 6.12 – Markdown Percentage:  $d = \frac{D}{S} \times 100$**

**S is Selling Price:** The regular

??\$

100 is Percent Conversion: The markdown is always expressed as a percentage. **d is Markdown Percentage:** You always deduct a markdown amount from the regular selling price of the product. Therefore, you always express the markdown percent as a percentage of the selling price. Use the same symbol for a discount rate, since markdown rates are synonymous with sale discounts.

??

$\times$  ??????

selling price of the product before any discounts.

### How It Works

Follow these steps to calculate a markdown:

**D\$ is Markdown Amount:** The total dollar amount deducted from the regular selling price.

**Step 1:** Across all three markdown formulas, the four variables consist of the selling price (S), sale price (S<sub>sale</sub>), markdown dollars (D\$), and markdown rate (d). Identify

which variables are known. Depending on the known information, you may have to calculate the selling price using a combination of discount and markup formulas.

**Step 2:** Apply one or more of Formulas 6.10, 6.11a, 6.11b, and 6.12 to calculate the unknown variable(s). In the event that multiple markdown rates apply, extend Formula 6.10 to accommodate as many markdown rates as required.

Recall from Section 6.2 the example of the MP3 player with a regular selling price of \$39.99. Assume the retailer has excess inventory and places the MP3 player on sale for 10% off. What is the sale price and markdown amount?

Step 1: The selling price and markdown percent are  $S = \$39.99$  and  $d = 0.10$ , respectively.

Step 2: Apply Formula 6.10 to calculate the sale price, resulting in  $S_{\text{onsale}} = \$39.99 \times (1 - 0.10) = \$35.99$ .

Step 2 (continued): You could use either of Formulas 6.11a or 6.11b to calculate the markdown amount since the selling price, sale price, and markdown percent are all known. Arbitrarily choosing Formula 6.11a, you calculate a markdown amount of  $D\$ = \$39.99 \times 0.10 = \$4.00$ .

Therefore, if the retailer has a 10% off sale on the MP3 players, it marks down the product by \$4.00 and retails it at a sale price of \$35.99.



### Things To Watch Out For

Just as in Section 6.2, avoid getting bogged down in formulas. Recall that the three formulas for markdowns are not new formulas, just adaptations of three previously introduced concepts. As a consumer, you are very experienced with endless examples of sales, bargains, discounts, blowouts, clearances, and the like.

Every day you read ads in the newspaper and watch television commercials advertising percent savings. This section simply crystallizes your existing knowledge. If you are puzzled by questions involving markdowns, make use of your shopping experiences at the mall!

**TOP  
SECRET**

### Paths To Success

Three of the formulas introduced in this section can be solved for any

variable through algebraic manipulation when any two variables are known. Recall that the triangle technique helps you remember how to rearrange these formulas, as illustrated here.

### Example 6.3A: Determining the Sale Price and Markdown Amount

The MSRP for the “Guitar Hero: World Tour” video game is \$189.99. Most retail stores sell this product at a price in line

with the MSRP. You have just learned that a local electronics retailer is selling the game for 45% off. What is the sale price for the video game and what dollar amount is saved?

<b>Plan</b>	There are two unknown variables. The first is the video game’s sale price (Sonsale). The second is the markdown amount (D\$) that is realized at that sale price.	
<b>Understand</b>	<p>What You Already Know</p> <p>Step 1: The regular selling price for the video game and the markdown rate are known:  <math>S = \\$189.99</math>      <math>d = 0.45</math></p>	<p>How You Will Get There</p> <p>Step 2: Calculate the sale price by applying Formula 6.10.            Step 2 (continued): Calculate the markdown amount by applying Formula 6.11b.</p>
<b>Perform</b>	<p>Step 2: <math>Sonsale = \\$189.99</math>  <math>\times (1 - 0.45)</math>  <math>= \\$189.99 \times 0.55 = \\$104.49</math>            Step 2 (continued): <math>D\\$ = \\$189.99 -</math>  <math>\\$104.49 = \\$85.50</math></p>	
<b>Present</b>	<p>The sale price for the video game is \$104.49. When purchased on sale, “Guitar Hero: World Tour” is \$85.50 off of its regular price.</p>	



**Example 6.3B: Markdown Requiring Selling Price Calculation**

A reseller acquires an Apple iPad for \$650. Expenses are planned at 20% of the cost, and profits are set at 15% of the cost. During a special promotion, the iPad is advertised at \$100 off. What is the sale price and markdown percent?

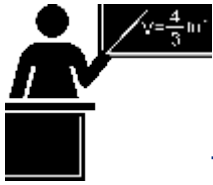
<b>Plan</b>	The unknown variables for the iPad are the sale price (Sonsale) and the markdown rate (d).	
<b>Understand</b>	<p>What You Already Know</p> <p>Step 1: The pricing elements of the iPad along with the markdown dollars are known:</p> <p><math>C = \\$650</math>      <math>E = 0.2C</math>  <math>P = 0.15C</math>      <math>D\\$ = \\$100</math></p>	<p>How You Will Get There</p> <p>Step 1 (continued): Calculate the selling price of the product by applying Formula 6.5.</p> <p>Step 2: Calculate the markdown percent by applying Formula 6.12: Step 2 (continued): Calculate the sale price by applying Formula 6.11b, rearranging for Sonsale.</p>
<b>Perform</b>	<p>Step 1 (continued): <math>S = \\$650 + 0.2(\\$650) + 0.15(\\$650) = \\$877.50</math></p> <p>Step 2: <math>d = \\$100 \times 100 = 11.396\%</math>  <math>\\$877.50</math></p> <p>Step 2 (continued): <math>\\$100 = \\$877.50 - \text{Sonsale}</math>  <math>\text{Sonsale} = \\$777.50</math></p>	
<b>Present</b>	When the iPad is advertised at \$100 off, it receives an 11.396% markdown and it will retail at a sale price of \$777.50.	

## Never-Ending Sales

Have you noticed that some companies always seem to have the same item on sale all of the time? This is a common marketing practice. Recall the third and fourth circumstances for markdowns. Everybody loves a sale, so markdowns increase sales volumes for both the marked-down product and other regularly priced items.

For example, Michaels has a product line called the Lemax Village Collection, which has seasonal display villages for Christmas, Halloween, and other occasions. When these seasonal product lines come out, Michaels initially prices them at the regular unit selling price for a short period and then reduces their price. For Michaels, this markdown serves a strategic purpose. The company's weekly flyers advertising the Lemax Village

Collection sale attract consumers who usually leave the store with other regularly priced items.




## The Formula

If an item is on sale all the time, then businesses plan the pricing components with the sale price in mind. Companies using this technique determine the unit profitability of the product at the sale price and not the regular selling price. They adapt Formula 6.5 as follows:

$$S = C + E + P \quad \text{becomes} \quad \text{Sonsale} = C + E + \text{Ponsale}$$

where Ponsale represents the planned profit amount when the product is sold at the sale price. This is not a new formula, just a new application of Formula 6.5.



## How It Works

Under normal circumstances, when businesses set their selling and sale prices they follow a three-step procedure:

- Determine the product's cost, expenses, and profit amount.
- Set the regular selling price of the product.
- If a markdown is to be applied, determine an appropriate markdown rate or amount and set the sale price.

However, when a product is planned to always be on sale, businesses follow these steps instead to set the sale price and selling price:

**Step 1:** Set the planned markdown rate or markdown dollars. Determine the pricing components such as cost and expenses. Set the profit so that when the product is marked down, the profit amount is achieved. Alternatively, a planned markup on cost, markup on selling price, or even markup dollars may be set for the sale price.

**Step 2:** Calculate the sale price of the product. If cost, expenses, and profit are known, apply the adapted version of Formula

6.5. Alternatively, adapt and apply any of the other markup formulas (Formulas 6.6

through 6.9) with the understanding that the result is the sale price of the product and not the regular selling price.

**Step 3:** Using the known markdown rate or markdown amount, set the regular selling price by applying any appropriate markdown formula (Formulas 6.10 through 6.12).

Assume for the Michael's Lemax Village Collection that most of the time these products are on sale for 40% off. A particular village item costs \$29.99, expenses are \$10.00, and a planned profit of \$8.00 is achieved at the sale price. Calculate the sale price and the selling price.

Step 1: The known variables at the sale price are  $C = \$29.99$ ,  $E = \$10.00$ ,  $P = \$8.00$ , and  $d = 0.40$ .

Step 2: Adapting Formula 6.5, the sale price is  $S_{\text{onsale}} = C + E + P_{\text{onsale}} = \$29.99 + \$10.00 + \$8.00 = \$47.99$ . This is the price at which Michael's plans to sell the product.

Step 3: However, to be on sale there must be a regular selling price. Therefore, if the 40% off results in a price of \$47.99, apply Formula 6.10 and rearrange to get the selling price:  $S = \$47.99 \div (1 - 0.40) = \$79.98$ . Therefore, the product's selling price is \$79.98, which, always advertised at 40% off, results in a sale price of \$47.99. At this sale price, Michael's earns the planned \$8.00 profit.



### Important Notes

You may ask, "If the product is always on sale, what is the importance of establishing the regular price?" While this textbook does not seek to explain the law in depth, it is worth mentioning that pricing decisions in Canada are regulated by the

Competition Act. With respect to the discussion of never-ending sales, the Act does require that the product be sold at a regular selling price for a reasonable period of time or in reasonable quantity before it can be advertised as a sale price.

If you revisit the Michael's example, note in the discussion that the village initially needs to be listed at the regular selling price before being lowered to the sale price.



### Give It Some Thought

- If a product has a markup on cost of 40% and a markdown of 40%, will it sell above or below cost?
- What happens to the profit if a product that is always on sale actually sells at the regular selling price?

- Under normal circumstances, arrange from smallest to largest: regular selling price, cost, and sale price.

**Example 6.3C: Setting the Price in a Never-Ending Sale**

An electronics retailer has 16GB USB sticks on sale at 50% off. It initially priced these USB sticks for a short period of time at regular price, but it planned at the outset to sell them at the sale price. The company plans on earning a profit of 20% of the cost when the product is on sale. The unit cost of the USB stick is \$22.21, and expenses are 15% of the cost.

At what price will the retailer sell the USB stick when it is on sale?  
 To place the USB stick on sale, it must have a regular selling price. Calculate this price.  
 If the USB stick is purchased at the regular selling price during the initial time period, how much profit is earned?

<b>Plan</b>	This company plans on always having the product on sale, so the pricing needs to be set for the sale price, or $S_{onsale}$ . You need the regular selling price, or $S$ . Solve for the profit at the regular selling price, or $P$ .	
<b>Understand</b>	What You Already Know Step 1: You know the unit cost, the retailer's associated expenses, its planned profit at the sale price, and the markdown rate: $d = 0.50$ $C = \$22.21$ $E = 0.15C$ $P_{onsale} = 0.2C$	How You Will Get There Step 2: To solve part (a), apply the adapted version of Formula 6.5: $S_{onsale} = C + E + P_{onsale}$ Step 3: After you know the sale price, solve part (b) by applying Formula 6.10, rearranging for $S$ . Step 4: Solving part (c) requires applying Formula 6.5.
<b>Perform</b>	Step 2: $S_{onsale} = \$22.21 + 0.15(\$22.21) + 0.2(\$22.21)$ $= \$22.21 + \$3.33 + \$4.44 = \$29.98$ Step 3: $\$29.98 = S \times (1 - 0.5)$ $\$29.98 = S \times 0.5$ $\$59.96 = S$	Step 4: $\$59.96 = \$22.21 + \$3.33 + P$ $\$59.96 = \$25.54 + P$ $\$34.42 = P$
<b>Present</b>	The USB stick is on sale for \$29.98, letting the company achieve its profit of \$4.44 per unit. During the initial pricing period, the USB stick sells for \$59.96 (its regular selling price). If a consumer actually purchases a USB stick during the initial pricing period, the electronics store earns a profit of \$34.42 per unit (which is a total of the \$4.44 planned profit plus the planned markdown amount of \$29.96).	



## Section 6.3 Exercises

Round all money to two decimals and percentages to four decimals for each of the following exercises.

### Mechanics

For questions 1–6, solve for the unknown variables (identified with a ?) based on the information provided.

	Regular Selling Price	Markdown Amount	Markdown Percent	Sale Price
1.	\$439.85	?	35%	?
2.	?	\$100.00	?	\$199.95
3.	\$1,050.00	?	?	\$775.00
4.	\$28,775.00	\$3,250.00	?	?
5.	?	?	33%	\$13,199.95
6.	?	\$38.33	12%	?

### Applications

- A pair of Nike athletic shoes is listed at a regular selling price of \$89.99. If the shoes go on sale for 40% off, what is the sale price?
- During its special Bay Days, The Bay advertises a Timex watch for \$39.99 with a regular price of \$84.99. Calculate the markdown percent and markdown amount.
- For spring break you are thinking about heading to Tulum, Mexico. In planning ahead, you notice that a one-week stay at the Gran Bahia Principe Tulum, regularly priced at \$2,349 for air and six nights all inclusive, offers an early-bird booking discount of \$350. What markdown percentage is being offered for booking early?
- A Heritage Infusio deep frying pan is advertised at 70% off with a sale price of \$39.99. What is the frying

pan's regular selling price, and what markdown amount does this represent?

- A mass merchandiser uses its Lagostina cookware product line as a marketing tool. The cookware is always on sale at an advertised price of 45% off. The cost of the cookware is \$199.99, expenses are \$75, and the planned profit at the sale price is \$110. Calculate the sale price and selling price for the cookware.
- Quicky Mart regularly sells its Red Bull sports drink for \$2.99 per can. Quicky Mart noticed that one of its competitors down the street sells Red Bull for \$1.89. What markdown percentage must Quicky Mart advertise if it wants to match its competitor?
- A hardware store always advertises a Masterdesigner 75-piece screwdriver set at 80% off for a sale price of \$17.99.
- If the cost of the set is \$10 and expenses are 30% of the sale price, what is the planned profit when the product is on sale?
- What profit is earned if the product actually sells at its regular selling price?
- A campus food outlet is advertising a "Buy one, get one 25% off" deal. The 25% off comes off the lower-priced item. If you purchase a chicken dinner for \$8.99 and your friend gets the burger combo for \$6.99, what is the markdown percentage on the total price?
- Blast'em Stereos purchases a stereo system for \$1,900 less two discounts of 40% and 18%. The store uses this product to draw customers to the store and always offers the stereo on sale at 25% off. When the stereo is on sale, it plans on expenses equalling 30% of the cost and a profit of 20% of the sale price.
- What is the sale price for the stereo?
- How much profit does Blast'em make when the stereo sells at the sale price?
- By law, this stereo must sell at the regular selling price for a period of time before going on sale. What is the regular selling price?
- What profit does Blast'em earn if a customer purchases the stereo during this initial period?

## Challenge, Critical Thinking, & Other Applications

- Frigid Boards purchases one of its snowboards for \$395 less a retail trade discount of 15% and a loyalty discount of 4%. Its markup on selling price percentage on all snowboards is 21%. At the end of the season, any leftover snowboards are marked down by 10%. What is the sale price for the snowboard?
- An HP LaserJet printer has an MSRP of \$399.95. It is subject to trade discounts of 30% and 23%. The LaserJet is a featured item for a computer store and is always on sale. The store plans to sell the LaserJet for a sale price that allows it to cover expenses equalling 15% of cost and realize a profit of \$35.00.
- What is the sale price?
- If the MSRP is the regular unit price of the printer, what rate of markdown can the computer store advertise?
- What markup on selling price percentage is realized at the sale price?

- The Brick advertises that when you purchase a queen-size Tempur-Pedic mattress set for \$2,499.97 it will give you a 51" 3-D plasma television with a 3-D starter kit included. The value of this gift is \$1,199.99. What markdown percent does this represent?
  
- A Maytag 27 cubic foot refrigerator retails for \$2,400.00 at Landover Appliance Centre. The company, which is celebrating its 30th anniversary this coming weekend, features the fridge for 30% off. The markup on selling price percentage on the fridge at the regular unit selling price is 53%.
  - What is the sale price?
  - At the sale price, what is the markup on selling price percentage?
  - If the expenses are 15% of the regular selling price, what is the profit when the fridge is on sale?
- Dreger Jewellers is selling a diamond bracelet. It uses this bracelet in its promotions and almost always has it on sale. The cost of the bracelet is \$2,135 less discounts of 20% and 30%. When the bracelet is on sale for 25% off, the expenses are 15% of cost and the profit is 20% of cost.
  - What is the sale price?
  - What is the bracelet's regular selling price?
  - If the bracelet sells at the regular selling price, what are the markup amount and the markup on cost percent?



31.

## : MERCHANDISING

---

### (How Does It All Come Together?)

Running a business requires you to integrate all of the concepts in this chapter. From discounts to markups and markdowns, all the numbers must fit together for you to earn profits in the long run. It is critical to understand how pricing decisions affect the various financial aspects of your business and to stay on top of your numbers.

Merchandising does not involve difficult concepts, but to do a good job of it you need to keep track of many variables and observe how they relate to one another. Merchandising situations in this section will apply all of the previously discussed pricing concepts. Next, the concept of maintained markup helps you understand the combined effect of markup and markdown decisions on list profitability. Finally, you will see that coupons and rebates influence expenses and profitability in several ways beyond the face value of the discounts offered.

### **The Complete Pricing Picture**

Up to this point, you have examined the various components of merchandising as separate topics. Your study of basic product pricing has included the following:

- Taking an MSRP or list price and applying discounts to arrive at a product's cost
- Marking up a product by adding expenses and profits to the cost to arrive at a regular selling price
- Marking down a product by applying a discount and arriving at a sale price
- Working with various percentages in both markup and markdown situations to either simplify calculations or present a clearer pricing picture

Now is the time to tie all of these merchandising concepts together. Section 6.2 introduced the concept of a markup chart to understand the relationship between various markup components. The figure below extends this figure to include all of the core elements of merchandising.

	S		
	MS		
	E	P	D3
	D3	D3	D3

The figure

reveals the following characteristics:

- You calculate the cost of a product by applying a discount formula. The net price, N, is synonymous with cost, C.
- When you mark a product down, not only is the profit reduced but the markup dollars are also reduced. The following relationships exist when a product is on sale:


$$\begin{aligned}
 & \text{M} \\
 & \text{Ponsale} = \text{E} + \text{Ponsale} \\
 & \text{O} \\
 & \text{R} \\
 & \text{M\$onsale} = \text{M\$} - \text{D\$} \\
 & \text{Ponsale} = \text{P} - \text{D\$}
 \end{aligned}$$

- At break-even (remember, P or Ponsale is zero) a sale product has the following relationships:

$$\begin{aligned}
 & \text{M} \\
 & \text{\$} \\
 & \text{o} \\
 & \text{n} \\
 & \text{s} \\
 & \text{a} \\
 & \text{l}
 \end{aligned}$$

e  
=  
E  
S  
o  
n  
s  
a  
l  
e  
=  
C  
+  
E  
D  
\$  
=  
P

None of these relationships represent new formulas. Instead, these reflect a deeper understanding of the relationships between the markup and markdown formulas.



### How It Works

Follow these steps to solve complete merchandising scenarios:

**Step 1:** It is critically important to correctly identify both the known and unknown merchandising variables that you are asked to calculate.

**Step 2:** For each of the unknown variables in step 1, examine Formulas 6.1 through 6.12. Locate which formulas contain the unknown variable. You must solve one of these formulas to arrive at the answer. Based on the information provided, examine these formulas to determine which formula may be solvable. Write out this formula, identifying which components you know and which components remain unknown. For example, assume that in step 1 you were asked to solve for the expenses, or E. In looking at the formulas, you find this variable appears only in Formulas 6.5 and 6.6, meaning that you must use one of these two formulas to calculate the expenses. Suppose that, in

reviewing the known variables from step 1, you already have the markup amount and the profit. In this case, Formula 6.6 would be the right formula to calculate expenses with.

**Step 3:** Note the unknown variables among all the formulas written in step 2. Are there common unknown variables among these formulas? These common variables are critical variables. Solving for these common unknowns is the key to completing the question. Note that these unknown variables may not directly point to the information you were requested to calculate, and they do not resolve the merchandising scenario in and of themselves. However, without these variables you cannot solve the scenario. For example, perhaps in step 1 you were requested to calculate both the markup on cost percent (MoC%) and the markup on selling price percent (MoS%). In step 2, noting that these variables are found only in Formulas 6.8 and 6.9, you wrote them down. Examination of these formulas revealed that you know the cost and selling price variables. However, in both formulas the markup dollars remain unknown. Therefore, markup dollars is the critical unknown variable. You must solve for markup dollars using Formula 6.7, which will then allow you to calculate the markup percentages.

**Step 4:** Apply any of the merchandising formulas from Formulas 6.1 to 6.12 to calculate the unknown variables required to solve the formulas. Your goal is to identify all required variables and then solve the original unknown variables from step 1.



### Things To Watch Out For

Before proceeding, take a few moments to review the various concepts and formulas covered earlier in this chapter. A critical and difficult skill is now at hand. As evident in steps 2 through 4 of the solving process, you must use your problem-solving skills to figure out which formulas to use and in what order. Here are three suggestions to help you on your way:

- Analyze the question systematically. Conscientiously use the Plan, Understand, Perform, and Present model.
- If you are unsure of how the pieces of the puzzle fit together, try substituting your known variables into the various formulas. You are looking for
- *Any solvable formulas with only one unknown variable or*
- Any pair of formulas with the same two unknowns, since you can solve this system using your algebraic skills of solving two linear equations with two unknowns (covered in Section 2.5).
- Merchandising has multiple steps. Think through the process. When you solve one equation for an

unknown variable, determine how knowing that variable affects your ability to solve another formula. As mentioned in step 3, there is usually a critical unknown variable. Once you determine the value of this variable, a domino effect allows you to solve any other remaining formulas.

#### **Example 6.4A: A Merchandising Situation**

A skateboard shop stocks a Tony Hawk Birdhouse Premium Complete Skateboard. The MSRP for this board is \$82. If the shop is going to stock the board, it must order at least 25 units. The known information is as follows:

The supplier offers a retail trade discount of 37% with a quantity discount of 12% for orders that exceed 15 units.

Typical expenses associated with selling this premium skateboard amount to 31% of the regular selling price.

The skateboard shop wants each of its products to have profitability of 13% of the regular selling price.

In the event that the skateboards do not sell by the end of the season, the skateboard shop always holds an end-of-season clearance sale where it marks down its products to the break-even selling price.

Using this information about the skateboard, determine the following:

Cost

Regular unit selling price

Markup on cost percentage

Markup on selling price percentage

Sale price

Markdown percentage

<p><b>Plan</b></p>	<p>In order, you are looking for C, S, MoC%, MoS%, Sonsale</p>	
<p style="text-align: center;"><b>Understand</b></p>	<p>What You Already Know</p> <p>Step 1: The list price, two discounts (note the store qualifies for both since it meets the minimum quantity criteria), expense and profit information, as well as information on the sale price are known:</p> <p style="padding-left: 40px;"><math>L = \\$82.00</math></p> <p style="padding-left: 40px;"><math>d1 = 0.37</math></p> <p style="padding-left: 40px;"><math>d2 = 0.12</math></p> <p style="padding-left: 40px;"><math>E = 0.31S</math></p> <p style="padding-left: 40px;"><math>P = 0.13S</math></p> <p>Sonsale = break-even price</p> <p>The unknown variables are:</p> <p>C, S, MoC%, MoS%, Sonsale, and d(markdown).</p>	<p>How You Will G</p> <p>2:</p> <p>a. Cost a</p> <p>6.3. Since</p> <p>6.3. Selling pr</p> <p>variables inc</p> <p>(a). Choose</p> <p>Markup o</p> <p>you have sol</p> <p>Markup o</p> <p>selling price</p> <p>A break-e</p> <p>have solved p</p> <p>Markdow</p> <p>regular price</p> <p>solved part (</p> <p>Step 3:</p> <p>From the abov</p> <p>Once you know</p> <p>described in step</p> <p>you know the co</p> <p>rearranging for n</p>
<p style="text-align: center;"><b>Perform</b></p>	<p>Step 4:</p> <p>a. <math>C = N = \\$82 \times (1 - 0.37) \times (1 - 0.12) = \\$45.46</math></p> <p>b. <math>S = \\$45.46 + 0.31S + 0.13S</math></p> <p style="padding-left: 40px;"><math>0.56S =</math></p> <p style="padding-left: 40px;"><math>\\$45.46</math></p> <p style="padding-left: 40px;"><math>S =</math></p> <p style="padding-left: 40px;"><math>\\$81.18</math></p> <p>c. As determined in step 3, you need markup dollars first.</p>	

<b>Present</b>

$$\$81.18 = \$45.46 + M\$$$

$$\$35.72 = M\$$$

$$\text{Now solve: MoC\%} = \$35.72 \times 100 = 78.5746\%$$

$$\$45.46$$

$$\text{d. MoS\%} = \$35.72 \times 100 = 44\%$$

$$\$81.18$$

$$\text{e. Sonsale} = \text{SBE} = \$45.46 + 0.31(\$81.18) = \$70.63$$

$$\text{f. } \$70.63 = \$81.18 \times (1 - d)$$

$$0.87 = 1 - d$$

$$0.13 = d$$

The cost of the skateboard is \$45.46. The regular selling price is \$81.18 and a markup on selling price percent of 31% results in a selling price of \$70.63, representing a 13% discount.

## Maintained Markup

A price change results in a markup change. Whenever a selling price is reduced to a sale price, it has been demonstrated that the amount of the markup decreases (from M\$ to M\$onsale) by the amount of the discount (D\$). This means

that some of the products are sold at full markup and some at a partial markup. For businesses, the strategic marking up of a product must factor in the reality that they do not sell every product at the same level of markup. Therefore, if a business must achieve a specified level of markup on its products, it must set its price such that the average of all markups realized equals its markup objective. The average markup that is realized in selling a product at different price points is known as the **maintained markup**.



### The Formula

To understand the formula, assume a company has 100 units for sale. From past

experience, it knows that 90% of the products sell for full price and 10% sell at a sale price because of discounts, damaged goods, and so on. At full price, the product has a markup of \$10, and 90 units are sold at this level, equalling a total markup of \$900. On sale, the product is discounted \$5, resulting in a markup of \$5 with 10 units sold, equalling a total markup of \$50. The combined total markup is

\$950. Therefore, the maintained markup is  $\$950 \div 100 = \$9.50$  per unit. If the company's goal is to achieve a \$10 maintained markup, this pricing structure will not accomplish that goal. Formula 6.13 summarizes the calculations involved with maintained markup.

**Formula 6.13 – Maintained Markup:  $MM =$**

$$\frac{D + (M - D)(n_2)}{n_1}$$

**D** is Markdown Amount: The markdown amount represents the amount by which the regular selling price has been reduced to arrive at the sale price. If you do not know this amount directly, calculate it using any of the markdown formulas (Formulas 6.11a, 6.11b, or 6.12).  
**n<sub>2</sub>** is Partial Markup Output: This variable represents the number of units sold at the reduced markup (the sale price). If you do not know unit information, use a forecasted weight or percentage instead.  
**n<sub>1</sub>** is Full Markup Output: This variable represents the number of units sold at full markup (the regular selling price). It could be an actual or forecasted number of units sold. This variable acts as a weight: If you do not know actual unit information, then you can instead assign a forecasted weight or percentage.  
**M** is Markup Amount: The markup amount represents the amount of markup realized at the regular selling price for the product. If you do not know this amount directly, calculate it using any of the markup formula (Formulas 6.6 through 6.9).  
**MM** is Maintained Markup: The maintained markup is the average markup in dollars that is realized after factoring in the quantity of units sold and differing levels of markup. In its simplest form, this formula is an applied version of Formula 3.4 on



weighted average discussed in Chapter 3.

$$??? + ???$$

## Important Notes

Formula 6.13 assumes that only one price reduction applies, implying that there is only one regular price and one sale price. In the event that a product has more than one sale price, you can expand the formula to include more terms in the numerator. To expand the formula for each additional sale price required:

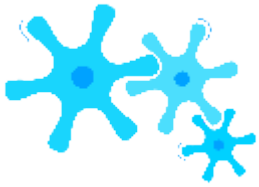
- Extend the numerator by adding another  $(M\$ - D\$)(nx)$ , where the D\$ always represents the total difference between the selling price and the corresponding sale price and  $nx$  is the quantity of units sold at that level of markup.
- Extend the denominator by adding another  $nx$  as needed.

For example, if you had the regular selling price and two different sale prices, Formula 6.13 appears as:

$$M\$(??1) + (M\$ - D\$1)(??2) + (M\$ - D\$2)(??3)$$

$$MM =$$

$$??1 + ??2 + ??3$$



## How It Works

Follow these steps to calculate the maintained markup:

**Step 1:** Identify information about the merchandising scenario. You must either know markup dollars at each pricing level or identify all merchandising information such as costs, expenses, profits, and markdown information. Additionally, you must know the number of units sold at each price level. If unit information is not available, you will identify a weighting based on percentages.

**Step 2:** If step 1 already identifies the markup dollars and discount dollars, skip this step. Otherwise, you must use any combination of merchandising formulas (Formulas 6.1 to 6.12) to calculate markup dollars and discount dollars.

**Step 3:** Calculate maintained markup by applying Formula 6.13.



## Give It Some Thought

A company's pricing objective is to maintain a markup of \$5. It knows that some of the products sell at regular price and some of the products sell at a sale price. When setting the regular selling price, will the markup amount be more than, equal to, or less than \$5?

**Example 6.4B: What Level of Markup Is Maintained?**

A grocery store purchases a 10 kg bag of flour for \$3.99 and resells it for \$8.99. Occasionally the bag of flour is on sale for

\$6.99. For every 1,000 units sold, 850 are estimated to sell at the regular price and 150 at the sale price. What is the maintained markup on the flour?

**Plan**

You are looking to calculate the maintained markup (MM).

**Understand**

What You Already Know

Step 1: The cost, selling price, and sale price information along with the units sold at each price are known:

$$\begin{array}{ll} C = \$3.99 & S = \$8.99 \\ \text{Sonsale} = \$6.99 & n1 = 850 \quad n2 = 150 \end{array}$$

How You Will Get There

Step 2: To calculate markup dollars, apply Formula 6.7, rearranging for M\$. To calculate markdown dollars, apply Formula 6.11b.

Step 3: Calculate maintained markup by applying Formula 6.13.

**Perform**

$$\text{Step 2: Markup amount: } \$8.99 = \$3.99 + C$$

$$C = \$5.00$$

$$\text{Markdown amount: } D\$ = \$8.99 - \$6.99 = \$2.00$$

$$\text{Step 3: } MM = \frac{\$5(850) + (\$5 - \$2)(150)}{850 + 150} = \$4.70$$

$$850 + 150$$

**Present**

On average, the grocery store will maintain a \$4.70 markup on the flour.

**Example 6.4C: Setting Prices to Achieve the Maintained Markup**

Maplewood Golf Club has set a pricing objective to maintain a markup of \$41.50 on all 18-hole golf and cart rentals. The cost of providing the golf and rental is \$10. Every day, golfers before 3 p.m. pay full price while “twilight” golfers after 3 p.m. receive a discounted price equalling \$30 off. Typically, 25% of the club’s golfers are “twilight” golfers. What regular price and sale price should the club set to meet its pricing objective?

<b>Plan</b>	The golf club needs to calculate the regular selling price (S) and the sale price (Sonsale).	
<b>Understand</b>	<p>What You Already Know</p> <p>Step 1: The cost information along with the maintained markup, markdown amount, and weighting of customers in each price category are known:</p> <p><math>C = \\$10</math> <math>MM = \\$41.50</math> <math>D\\$ = \\$30</math>  <math>n1 = 100\% - 25\% = 75\%</math> <math>n2 = 25\%</math></p>	<p>How You Will Get There</p> <p>Reverse steps 2 and 3 since you must solve Formula 6.13 first and use this information to calculate the selling price and sale price.</p> <p>Step 3: Apply Formula 6.13, rearranging for M\$.</p> <p>Step 2: Calculate the selling price by applying Formula 6.7.</p> <p>Step 2 (continued): Calculate the sale price by applying Formula 6.11b, rearranging for Sonsale.</p>
<b>Perform</b>	<p>Step 3: <math>\\$41.50 = M\\$(0.75) + (M\\$ - \\$30)(0.25)</math></p> $0.75 + 0.25$ $\$41.50 = 0.75M\$ + 0.25M\$ - \$7.50$ $\$49 = M\$$ <p>Step 2: <math>S = \\$10 + \\$49 = \\$59</math></p> <p>Step 2 (continued): <math>\\$30 = \\$59 - \text{Sonsale}</math></p> $\text{Sonsale} = \$29$	
<b>Present</b>	In order to achieve its pricing objective, Maplewood Golf Club should set a regular price of \$59 and a “twilight” sale price of \$29.	

## The Pricing Impact of Coupons and Mail-in Rebates

Consumers sometimes need a nudge to help them decide on a purchase. Have you ever been thinking about buying a product but put it off for a variety of reasons? Then, while browsing online one day, you suddenly come across a coupon. You print it off and hurry down to your local store, because the coupon expires in the next few days. You just participated in a price adjustment.

A **marketing price adjustment** is any marketing activity executed by a member of the distribution channel for the purpose of altering a product's price. This includes an alteration to the regular unit selling price or a sale price. For example, Sony could distribute a rebate giving its consumers \$50 off the price of one of its televisions. Alternatively, Superstore could run a special promotion where customers receive \$30 off if they purchase at least \$250 in merchandise.

When making price adjustments, businesses must understand the full impact on the bottom line. Many inexperienced businesses distribute coupons for \$1 off, assuming that the only cost to be accounted for is the \$1. This is untrue for most price adjustments.

These marketing price adjustments reduce the prices that you pay as a consumer. Certainly, some price adjustments are more advantageous than others. Although they come in many types, this section focuses on two of the most widely used price adjustments: manufacturer coupons and mail-in rebates.

### Manufacturer Coupons

A **coupon** is a promotion that entitles a consumer to receive a certain benefit, most commonly in the form of a price reduction. Coupons are typically offered by manufacturers to consumers.

The decision of a manufacturer to issue a coupon affects the expenses associated with the product in three ways.

- **Coupon Redemption Expense.** The **coupon redemption expense** is the dollar amount price reduction that the coupon offers, also known as the *face value of the coupon*. The manufacturer must pay out this amount to the reseller as a reimbursement for redeeming the coupon, increasing the expenses accordingly. For example, if a coupon is for \$3 off, then the coupon redemption expense is \$3.
- **Coupon Handling Expense.** Most commonly, retailers are the resellers that redeem manufacturer coupons. The resulting **coupon handling expense** for the manufacturer is known as a handling fee or handling charge, payable to the retailer. The manufacturer offers financial compensation to the retailer

for redeeming the coupon, filling out the paperwork, and submitting it to manufacturer for reimbursement. Ultimately, the retailer should not be out any money for participating in the promotion. For example, in the small print a coupon may indicate that there is a \$0.09 handling fee. This amount is payable to the retailer upon the manufacturer's receipt of the redeemed coupon.

- **Coupon Marketing Expense.** Coupons do not just

magically appear in consumer hands. Companies must pay for the creation, distribution, and redemption of the coupons, which is known as the **coupon marketing expense**:

- Coupons are designed, turned into print-ready artwork, and printed. This incurs design, labour, and material costs.
- Coupons are commonly distributed separately from the product in media such as magazines, flyers, and newspapers. This requires the purchase of ad space.
- Coupons are commonly redeemed through coupon clearinghouses that handle coupon redemption requests. Manufacturers must pay the fees charged by the clearinghouse.

The manufacturer issuing the coupon estimates how many coupons it expects consumers will redeem and assigns the average of the coupon marketing costs to each unit based on the forecasted volume.

It should be evident that the decision to issue coupons results in expenses much higher than the face value of the coupon. All three of the expenses listed above are added to the product's regular expenses. The end result is that the unit expenses increase while unit profits decrease.

As a consumer, you can appreciate the immediacy of the price reduction a coupon offers you at the cash register.

Unlike with mail-in rebates, there is nothing further you need to do.

## Mail-In Rebates

Have you ever purchased an item that came with a mail-in rebate but not submitted the rebate because it was too much hassle? Was your rebate refused because you failed to meet the stringent requirements? If you answered yes to either of these questions, then you have joined the ranks of many other consumers. In fact, marketers know you will either not mail in your rebates (some estimates are that 50% to 98% of mail-in rebates go unredeemed), or you will fail to send the required supporting

materials. From a pricing point of view, this means that more product is sold at the regular price! That is why marketers use mail-in rebates.

Mail-in rebates are similar to coupons; however, there is a distinct difference in how the price adjustment works. A **mail-in rebate** is a refund at a later date after the purchase has already been made, whereas coupons instantly reward consumers with a price reduction at the cash register. Mail-in rebates commonly require consumers to fill in an information card as well as meet a set of stringent requirements (such as cutting out UPC codes and providing original receipts) that must be mailed in to the manufacturer at the consumer's expense (see the photo for an example). After a handling time of perhaps 8 to 12 weeks and if the consumer has met all requirements, the manufacturer issues a cheque in the amount of the rebate and sends it to the consumer.

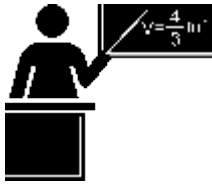
With coupons there are three associated expenses: coupon redemption, handling, and marketing. In the case of rebates, since the participants in the channel are not involved with the rebate redemption, no handling expenses are paid out to the retailers.

- **Rebate Redemption Expense.** The **rebate redemption expense** is the dollar amount price reduction that the rebate offers, also known as the *face value of the rebate*. This amount must be paid out to the consumer, commonly in the form of a cheque. For example, if a rebate is for \$50, then this is the amount sent to the consumer. This increases expenses, but often not by the full \$50. Recall that though many consumers purchase the product because the rebate is

offered, not all of them redeem the rebate. To calculate the unit expense many companies average the rebate redemption amount based on the number of rebates they expect to fulfill. Take, for example, a company that issues a \$50 rebate on the purchase of a surround sound system. From past experience, it knows that only 5% of the rebates are actually redeemed properly and thus paid out. Therefore, the increase in expenses is not \$50, but 5% of \$50, or \$2.50 per unit sold under the rebate program.

- **Rebate Marketing Expense.** Many mail-in rebates today are distributed either on or in the packaging of the product, or they can be located online. This tends to minimize (but not eliminate) the marketing expenses associated with creation, distribution, and redemption. The **rebate marketing expense** is commonly averaged across the increase in sales that results from the rebate

issuance and not the number of rebates redeemed. Therefore, if a company has \$100,000 in rebate marketing expenses, a direct increase in sales by 20,000 units, and only 1,000 rebates redeemed, the rebate marketing expense is  $\$100,000 \div 20,000 = \$5.00$  per unit under the rebate program (note that the rebates redeemed is irrelevant to this calculation).



### The Formula

The manufacturer's regular cost is unchanged for mail-in rebates. The manufacturer's selling price is lowered to the retailer's price. The Selling Price of a Product Under a Coupon or Rebate:  $S = C + E(\text{adjusted}) + P$  on sale. Profit: If the price and cost remain unchanged while the expenses have increased, then the profit per unit must be reduced. Using a coupon or rebate is essentially another form of putting the product on sale. You know that if a product is on sale, then the profits are reduced. The amount of this reduction will be equal to the amount by which the expenses increase.  $E(\text{adjusted})$  is Expenses: When coupons and mail-in rebates are used, the manufacturer not only incurs regular operating expenses but must adjust this number upward to reflect the redemption, handling, and marketing expenses associated with these price adjustments. Therefore, products sold under a coupon program or rebate program always have higher expenses.  $C$  is Cost: The cost of the product to the manufacturer remains constant when marketers use coupons and rebates.

With coupons and rebates, the focus is on how these marketing tools affect expenses and profit. You do not require any new formula; instead, Formula 6.5 is adapted to reflect the pricing impact of these tactics.



**S is Selling Price:** Th selling price of the produ both rebates and coupon not change the manufa the wholesaler.  
Coupons and not the manufactur

**Formula 6.**

6-212

Creative Commons License (CC BY-NC-SA) J. OLIVIER



**How It Works**

Follow these steps to calculate the selling price or any of its components when working with coupons or rebates:

**Step 1:** Identify the known components involved in the selling price, such as the cost, unit expense, profit, or selling price. Use any formulas needed to calculate any of these components. Also identify information about the coupon or rebate, including redemption, handling, and marketing expenses.

**Step 2:** Calculate the unit expense associated with the marketing pricing tactic.

- **Coupons.** The unit redemption expense is equal to the face value of the coupon. The unit handling expense is the promised handling fee of the coupon. The unit marketing expense is a simple average of the total marketing expense divided by the expected number of coupon redemptions. Calculate the total coupon expenses by summing all three elements.
- **Rebates.** The unit redemption expense is equal to the face value of the coupon multiplied by the redemption rate of the rebate. The unit marketing expense is equal to a simple average of the total marketing expense divided by the expected increase in sales as a result of the rebate. Calculate the total rebate expenses by summing both elements.

**Step 3:** Apply the required merchandising formulas to calculate the unknown variable(s). The modified Formula 6.5 presented earlier will most likely play prominently in these calculations.

### Quick Coupon Example

Assume a manufacturer coupon is issued with a face value of \$5. The handling charge is \$0.15 per coupon. The marketing expenses are estimated at \$150,000, and the company forecasts that 100,000 coupons will be redeemed. The regular profit on the product is \$20. How much will the unit expenses of the product increase, and what is the unit profit under the coupon program?

Step 1: You know the following information:  $P = \$20$ , Face Value = \$5, Handling Charge = \$0.15; Total Marketing Expenses = \$150,000, and Forecasted Coupon Redemption = 100,000.

Step 2: The increase in expenses is a sum of the redemption, handling, and marketing expenses. The redemption expense is

\$5. The handling expense is \$0.15. To get the marketing expense per unit, take the total expense and divide it by the number of redemptions expected. Therefore  $\$150,000 \div 100,000 = \$1.50$ . The total increase in expenses is then  $\$5.00 + \$0.15 + \$1.50 = \$6.65$ .

Step 3: If the expenses rise by \$6.65 with the same cost and selling price, then the profits fall by the same amount. The unit

profit on any product sold using the coupon is  $\$20.00 - \$6.65 = \$13.35$ .

## Quick Rebate Example

Assume a manufacturer mail-in rebate is issued with a face value of \$20. The marketing expenses are estimated at

\$300,000 and the company plans on 10% of the mail-in rebates being redeemed. It is forecasted that sales will rise by 37,500 units as a result of the mail-in rebate. The regular profit on the product is \$25. How much will the unit expenses of the product increase, and what is the unit profit under the rebate program?

Step 1: You know the following information:  $P = \$25$ , Face Value = \$20, Total Marketing Expenses = \$300,000, Rebate Redemption Rate = 10%, and Increase in Sales = 37,500.

Step 2: The increase in expenses is a sum of the redemption and marketing expenses. The redemption expense is \$20.00 multiplied by the 10% redemption rate, or \$2. To calculate the marketing expense per unit, take the total expense and divide it by the increase in sales. Therefore  $\$300,000 \div 37,500 = \$8$ . The total increase in expenses is then  $\$2 + \$8 = \$10$ .

Step 3: If the expenses rise by \$10 with the same cost and selling price, then the profits fall by the same amount. The unit profit on any product sold using the coupon is  $\$25 - \$10 = \$15$ .



### Things To Watch Out For

When calculating the per-unit expense, be careful to distinguish how to handle the various associated expenses for both manufacturer coupons and mail-in rebates, as summarized in the table below.

Marketing Tactic	Redemption Expense	Handling Expense	Marketing Expense
<b>Coupon</b>	Face value of the coupon	A flat rate per coupon	The total expense divided by the number of coupons redeemed
<b>Mail-In Rebate</b>	Face value of the mail-in rebate multiplied by the redemption rate	N/A	The total expense divided by the increase in sales attributed to the mail-in rebate

## TOP SECRET

### Paths To Success

It pays to be smart when you deal with coupons and mail-in rebates as a consumer. Two important considerations are timing and hassle.

- **Timing.** Coupon amounts are usually smaller than rebate amounts. You may be offered a \$35 coupon (sometimes called an “instant rebate,” but should not be confused with rebates) at the cash register, or a \$50 mail-in rebate. If you choose the former, you get the price savings immediately. If you choose the latter, you must spend the money up front and then wait 8 to 12 weeks (or more) to receive your rebate cheque.
- **Hassle.** Mail-in rebates are subject to very strict rules for redemption. Most require original proofs of purchase such as your original cash register receipts, UPC codes, model numbers, and serial numbers (which are difficult to find sometimes). You must photocopy these for your records in the event there is a rebate problem. Specific dates of purchase and deadlines for redemption must be met. Some rebates, particularly computer software upgrades, even require you to send your old CD-ROM in with your purchase, substantially raising your postage and envelope costs. Does all that extra time and cost justify the rebate? For example, Benylin ran a sales promotion offering an instant coupon for \$1; alternatively you could purchase two products and mail-in two UPC codes for a \$3 rebate. When factoring in costs for postage, envelope, photocopying, and time, the benefit from the mail-in rebate is marginal at best.



### Give It Some Thought

What happens to the unit profit when a coupon or rebate is issued under the following scenarios:

- The cost and selling price remain unchanged
- The cost increases and the selling price remains unchanged
- The cost remains the same and the selling price is reduced
- The cost remains the same and the selling price increases

**Example 6.4D: The Impact of a Coupon**

When the DVD edition of the *Bee Movie* was released in retail stores, DreamWorks Animation executed a coupon marketing program. Assume the unit cost of the DVD is \$2.50, the normal expenses associated with the DVD amount to \$1.25, and that DreamWorks sells it directly to retailers for \$10. The coupon offered a \$3 savings on the DVD to consumers and promised the retailer an \$0.08 handling fee per coupon redeemed. The estimated costs of creating, distributing, and redeeming the coupons are \$285,000, and the projected number of coupons redeemed is 300,000.

What is the unit profit of the DVD when it sold without the coupon?

What unit profit did DreamWorks realize for those DVDs sold under its coupon promotion?

<b>Plan</b>	You need to first calculate the profit (P) when no coupon was available. Second, you will calculate the impact of the coupon on the profit when the DVD is discounted under the coupon program (Ponsale).	
<b>Understand</b>	<p>What You Already Know</p> <p>Step 1: The unit cost of the DVD along with its normal associated expenses and regular unit selling price are known. The coupon details are: C = \$2.50      E = \$1.25</p> <p>S = \$10.00      Face Value = \$3 Handling Fee = \$0.08</p> <p>Total Marketing Expense = \$285,000 Number of Redeemed Coupons = 300,000</p>	<p>How You Will Get There</p> <p>Step 2: When the coupon is issued, the expenses associated with the DVD rise to accommodate the coupon redemption expense, the handling expense, and the marketing expenses.</p> <p>Step 3: Calculate the profit normally realized on the DVD by applying Formula 6.5, rearranging for P.</p> <p>Step 3 (continued): Recalculate the profit under the coupon program by adapting Formula 6.5, rearranging for Ponsale.</p>
<b>Perform</b>	<p>Step 2: Unit coupon expense = <math>\\$3 + \\$0.08 + (\\$285,000 \div 300,000) = \\$4.03</math></p> <p>Step 3: <math>\\$10.00 = \\$2.50 + \\$1.25 + P</math> <math>\\$6.25 = P</math></p> <p>Step 3 (continued): <math>\\$10.00 = \\$2.50 + (\\$1.25 + \\$4.03) + \text{Ponsale}</math> <math>\\$10.00 = \\$7.78 + \text{Ponsale}</math> <math>\\$2.22 = \text{Ponsale}</math></p>	
<b>Present</b>	<p>Without the coupon promotion a <i>Bee Movie</i> DVD generates \$6.25 in profit. Under the coupon promotion, DreamWorks achieves a reduced profit per DVD of \$2.22.</p>	

**Example 6.4E: The Impact of a Mail-In Rebate**

Computer manufacturers commonly issue rebates on items such as printers and monitors. Assume LG decided to distribute its new 22" widescreen LCD monitor (MSRP: \$329.99) with a prepackaged mail-in rebate included inside the box. The rebate is \$75. The company predicts a 25% rebate redemption rate. Its unit cost to produce the monitor is \$133.75, with expenses equalling 35% of cost. It sells the monitor directly to retailers for a regular unit selling price of \$225. The increased marketing expenses for promotion and rebate redemption equal \$8.20 per monitor. What is the profit for a monitor sold through the rebate program?

<b>Plan</b>	You are looking for the profit (Ponsale) for a monitor sold under the rebate program. This profit must factor in the rebate face value, redemption rate, and marketing expenses.	
<b>Understand</b>	<p>What You Already Know</p> <p>Step 1: The unit cost, unit expenses, and regular unit selling price are known. The rebate details are:</p> <p><math>C = \\$133.75</math>      <math>E = 0.35C</math>      <math>S = \\$225.00</math></p> <p>Face Value = \$75      Redemption rate = 25%</p> <p>Unit Marketing Expenses = \$8.20</p>	<p>How You Will Get There</p> <p>Step 2: When the rebate is issued, the expenses associated with the monitor rise to accommodate the rebate redemption expenses and the marketing expenses.</p> <p>Step 3: Apply an adjusted Formula 6.5, rearranging for Ponsale.</p>

<b>Perform</b>	<p>Step 2: Unit rebate expense = <math>\\$75 \times 25\% + \\$8.20 = \\$18.75 + 8.20 = \\$26.95</math></p> <p>Step 3: <math>\\$225.00 = \\$133.75 + (\\$46.81 + \\$26.95) + \text{Ponsale}</math></p> <p><math>\\$225.00 = \\$207.51 + \text{Ponsale}</math></p> <p><math>\\$17.49 = \text{Ponsale}</math></p>
<b>Present</b>	<p>The rebate redemption expense for the LG monitor is \$18.75. LG averages a profit of \$17.49 per monitor sold under its mail-in rebate program.</p>



Section 6.4 Exercises

Round all money to two decimals and percentages to four decimals for each of the following exercises.

## Mechanics

For questions 1–4, solve for the unknown variables (identified with a ?) based on the information provided.

	Regular Unit Selling Price	Cost	Unit Expenses	Profit	Markup Amount	Break-Even Price	Markup on Cost	Markup on Selling Price	Markdown Amount	Markdown Percent	Sale Price
1.	\$100.00	?	24% of C	?	?	?	100%	50%	?	33%	?
2.	?	?	?	\$20.00	\$30.00	?	?	?	\$13.00	?	\$37.00
3.	?	\$56.25	?	10% of S	?	?	33⅓%	?	?	?	\$64.95
4.	\$99.99	\$43.00	?	?	?	\$78.50	?	15%	?	10%	?

For questions 5–8, solve for the unknown variables (identified with a ?) based on the information provided. N/A indicates that the particular variable is not applicable in the question.

	Regular Unit Selling Price	Unit Cost	Regular Unit Expenses	Coupon or Rebate Handling Expense per Unit	Coupon or Rebate Redemption Expense per Unit	Coupon or Rebate Marketing Expense per Unit	Profit w/o Coupon or Rebate per Unit	Profit with Coupon or Rebate per Unit
5.	\$9.85	\$4.73	35% of C	\$0.25	\$2.00	\$0.75	?	?
6.	\$47.65	\$23.50	15% of S	N/A	\$10.00	\$3.50	?	?
7.	\$6.30	?	\$0.95	\$0.45	?	\$1.15	\$3.05	\$0.45
8.	?	\$38.25	40% of C	N/A	?	\$2.25	\$21.40	\$4.15

## Applications

- A box of glossy inkjet photo paper costs \$9.50. The markup on cost is 110%. The profit is 31.5% of the cost. The paper occasionally goes on sale for 20% off.
- What are the regular unit selling price, expenses, profit, markup amount, and markup on selling price percentage?
- When the paper goes on sale, what are the sale price, markdown amount, markup dollars, and markup on selling price percentage?
- John's Bakery is thinking of distributing a \$0.50 coupon for one of its least popular brands of bread in hopes of increasing its sales. The bread costs \$0.43 to produce, and expenses are 10% of the regular unit selling price. The bread retails for

\$1.99 per loaf. John's Bakery estimates that the coupon marketing expenses are \$0.25 per loaf sold, and coupon handling expenses would be an additional \$0.10 per loaf sold.

- What is John's Bakery profit when the loaf is sold at the regular unit selling price without the coupon?
  - If John's Bakery uses the coupon, what is the profit?
  - If the bread still doesn't sell well, John's Bakery will clear it out while still allowing consumers to use the coupon. What is the break-even selling price for a loaf in this situation?
- 
- An airline needs to maintain an average markup of \$230 on a daily return flight from Toronto to Vancouver. The Boeing 737-800 has a capacity of 166 passengers, and the cost per passenger is \$175. Typically 90% of tickets are sold at full fare while 10% are sold on standby at a sale price equalling \$200 off the regular price. What regular and sale prices should the airline set to maintain the average markup?
  - A mail-in rebate form is printed on the side of every High Liner box of breaded fish. It allows the consumer to mail in the UPC along with the form and receive a \$2 rebate. If a 700 g box of fish is normally sold to grocery stores for \$3.50, costs are 40% of the regular unit selling price, and expenses are 20% of cost, what is the expected profit under the rebate program? Assume that only 25% of rebates are actually redeemed and that rebate marketing expenses are \$0.15 per box.
  - Lay's Potato Chips is thinking of distributing a coupon on its 454 g bag of regular crinkled chips. Currently, the cost of producing a bag of chips is \$0.49, with typical expenses of \$0.23 per bag. Lay's sells the bag to retailers for \$1.75 per bag. The coupon is in the amount of \$0.50, while retailers are offered \$0.12 for handling expenses. Lay's forecasts an increase in sales of 300,000 bags with the coupon, incurring total marketing expenses of \$100,000. Will running this coupon promotion be profitable for Lay's? What is its profit (or loss) per unit if Lay's goes forward with the coupon?



- LG is thinking of placing a \$30 mail-in rebate on its 19" widescreen computer monitor. The cost to produce a monitor is

\$67.40, with typical expenses amounting to 50% of the cost. The monitor is sold to retailers for \$119.00. Based on previous rebate programs, LG knows that only 40% of those who purchased a monitor with a rebate will actually redeem it. The marketing expense associated with the rebate totals \$350,000, resulting in increased sales of 50,000 monitors. Is the rebate program profitable for LG? What is its profit (or loss) per monitor if it proceeds with the rebate offer?

- A car dealership acquired a used Ford Mustang for \$15,000. Its expenses on used vehicles are 15% of the cost, and it prices the vehicle with a 30% markup on cost percentage. After two months, if the car doesn't sell, it marks the car down by 10%.
  - What are the expenses?
  - What is the dollar amount of the markup?
  - What is the regular selling price?
  - What is the markup on selling price percentage?
  - What is the sale price?
  - What is the amount of the markdown?
  - What is the profit earned if the car is sold at the sale price?
- What is the maintained markup supposing the dealership was able to acquire eight used Ford Mustangs at the same cost, where five cars are sold at regular price and three are sold at the sale price?

## Challenge, Critical Thinking, & Other Applications

- Target is trying to determine whether it would be more profitable to use a coupon or a mail-in rebate when promoting a new supersoaker water gun. The toy costs \$14.94 and retails for \$29.95. Expenses are 30% of cost. The coupon is for \$4, handling expenses are \$0.50 per unit, and the marketing expenses are \$1 per unit. The rebate is for \$7.75, with 45% of the rebate forms expected to be redeemed. Rebate marketing expenses are \$1.25 per unit.
- If Target forecasts that sales will increase 10,000 units under the coupon program and 8,000 units under the rebate program, should it use the coupon or the mail-in rebate?
- How much more profit is earned based on your recommended option?
- A hair salon has limited shelf space to carry shampoo products. The store's pricing policies have a markup on cost of 220%, and expenses equal 20% of cost. Two suppliers have approached the salon with the following offers:

Supplier #1: The shampoo has a list price of \$29 with discounts of 60% and 20%. Over a six-month period, 150 bottles are expected to be sold at full price and 50 bottles at a 25% markdown during a special promotion.

Supplier #2: The shampoo has a list price of \$37 with discounts of 70% and 10%. Over a six-month period, 120 bottles are expected to be sold at full price and 75 bottles at a 20% markdown during a special promotion.

Based on this information, recommend which supplier the salon should purchase the shampoo from. Show calculations to support your answer.

- The Home Depot purchases garden sheds for \$1,000 less discounts of 40% and 20% and then sells them at a 100% markup on cost percentage. Seasonally, these sheds sell for full price initially followed by a reduced price and then are

blown out at 50% off the regular price. Past experience indicates that 60% of the sheds sell at full price, 30% at the reduced price, and 10% at the blowout price. What should the reduced price be set at to achieve a maintained markup of \$360?

- CCM sells ice skates to Sport Chek for \$179.99 less a trade discount of 40% and a quantity discount of 15%. The ice skates cost \$27.60 to manufacture, and associated expenses are 35% of the regular unit selling price. CCM runs a mail-in rebate program on the ice skates where consumers receive \$50 on a pair of skates. CCM estimates that 40% of purchasers will redeem the rebate. Rebate marketing expenses are estimated at \$6 per pair sold. What is CCM's profitability under the rebate program?
- Canadian Tire purchases a camping tent from its supplier at an MSRP of \$79.99 less discounts of 40% and 25%. It plans to sell the tent at the MSRP, and its expenses are 20% of the selling price. At the end of the season, remaining tents are sold at 30% off.
  - What are the expenses?
  - What is the profit?
  - What is the dollar amount of the markup?
  - What is the markup on selling price percentage?
  - What is the markup on cost percentage?
  - What is the sale price?
  - What is the amount of the markdown?
  - What is the profit earned when tents are sold at the sale price?
  - What is the maintained markup if 90% of tents are sold at the regular price and 10% of tents are sold at

the sale price?

# CHAPTER 6 SUMMARY

---

## Key Concepts Summary

### **Section 6.1: Figuring Out the Cost: Discounts (How Much?)**

- The relationship between distribution and pricing
- Some of the types of discounts available to businesses and consumers
- How to calculate the net price when only one discount is involved
- How to calculate the net price when multiple discounts are involved
- Converting multiple discounts into single discounts

### **Section 6.2: Markup: Setting the Regular Price (Need to Stay in Business)**

- The three components that compose a selling price
- Calculating the markup in dollars and the relationship to pricing components
- Calculating the markup as a percentage under two different approaches
- Determining the price point where all costs are paid but no profits are earned—the break-even point

### **Section 6.3: Markdown: Setting the Sale Price (Everybody Loves a Sale)**

- How to take a regular selling price and make it into a sale price by applying markdowns
- How to plan the merchandising of products that are always on sale

### **Section 6.4: Merchandising (How Does It All Come Together?)**

- Combining discounts, markup, and markdown into complete merchandising situations
- Calculating the maintained markup when a product was sold at both a regular selling price and a sale price
- How coupons and mail-in rebates impact product pricing

## The Language of Business Mathematics

**cost** An outlay of money required to produce, acquire, or maintain a product, which includes both physical goods and services.

**coupon** A promotion that entitles a consumer to receive certain benefits, usually in the form of a reduction of the selling price for a product.

**coupon handling expense** A handling charge that is paid to channel members for redeeming a coupon. **coupon marketing expense** The expense associated with creating, distributing, and redeeming a coupon. **coupon redemption expense** The face value price reduction offered by a coupon.

**discount** A reduction in the price of a product.

**expenses** A business's financial outlays incurred in the selling of a product.

**list price** A price for a product that has been published or advertised in some way. **loyalty discount** A discount given from a seller to a purchaser for repeat business. **mail-in rebate** A refund that occurs after a product has been purchased.

**maintained markup** The average level of markup that is maintained across all units sold at various price levels including the selling price and the sale price(s).

**manufacturer's suggested retail price (MSRP)** A recommended product retail price that a manufacturer sets for a retailer based on market research.

**markdown** A reduction from the regular selling price of a product resulting in a new lower sale price.

**marketing price adjustment** Any marketing activity executed by a member of the distribution channel for the purposes of altering a product's price.

**markup** The process of taking a product's cost and increasing it by a certain amount to arrive at a selling price.

**markup amount** The dollar amount of the expenses and profit combined together into a single number; it represents the difference between the price and cost in dollars.

**markup on cost percentage** The markup dollars expressed as a rate using cost as the base.

**markup on selling price percentage** The markup dollars expressed as a rate using the regular selling price as the base.

**net price** The price of the product after a discount is removed from the list price.

**profit** The amount of money that remains after a business pays all of its costs and expenses.

**quantity discount** A discount for purchasing larger quantities of a certain product.

**rebate marketing expense** The expense associated with creating, distributing, and redeeming a rebate.

**rebate redemption expense** The face value amount that a consumer will receive as a refund if a submitted rebate fulfills all rebate conditions.

**sale discount** A temporary discount lowering the price from a product's regular selling price.

**sale price** A price for a product after a markdown that is lower than its regular selling price.

**seasonal discount** A discount offered to consumers and businesses for purchasing products out of season.

**single equivalent discount** A single discount rate that is equal to a series of multiple rate discounts.

**trade discount** A discount offered to businesses only based on the type of business and its location in the distribution system.

## The Formulas You Need to Know

### *Symbols Used*

C = cost

d = discount rate or markdown rate

$d_1, d_2, \dots, d_n$  = multiple discount rates, where the subscript represents each discount up to a count of  $n$  discounts  
 $D\$$  = discount amount or markdown amount

E

=

e

x

p

e

n

s

e

s

L

=

l

i

s

t

p  
r  
i  
c  
e  
M  
\$  
=  
m  
a  
r  
k  
u  
p  
a  
m  
o  
u  
n  
t  
M  
M  
=  
m  
a  
i  
n  
t  
a  
i  
n  
e  
d  
m  
a  
r  
k

u

p

MoC% = markup on cost percentage

MoS% = markup on selling price percentage

$n$  = number of pieces of data, which in this chapter is the level of output  $N$  = net price

P = profit

Ponsale = planned profit amount when a product is sold at the sale price  $S$  = regular selling price

SBE = the selling price at the break-even point  
 Sonsale = sale price

### ***Formulas Introduced***

Formula 6.1 Single Discount:  $N = L \times (1 - d)$

(Section 6.1) Formula 6.2a

Discount Amount:  $D\$ = L \times d$  (Section 6.1) Formula 6.2b

Discount Amount:  $D\$ = L - N$  (Section 6.1)

Formula 6.3 Multiple Discounts:  $N = L \times (1 - d_1) \times (1 - d_2) \times \dots \times (1 - d_n)$  (Section 6.1) Formula 6.4 Single Equivalent Discount:  $d_{equiv} = 1 - (1 - d_1) \times (1 - d_2) \times \dots \times (1 - d_n)$  (Section 6.1)

### Markup Formulas

Formula 6.5 The Selling Price of a Product:  $S = C + E + P$  (Section 6.2)

Formula 6.6 Markup Amount:  $M\$ = E + P$  (Section 6.2)

C

Formula 6.7 The Selling Price of a Product Using the Markup Amount:  $S = C + M\$$  (Section 6.2) Formula 6.8 Markup on Cost Percentage:  $MoC\% = M\$ \times 100$  (Section 6.2)



S

Formula 6.9 Markup on Selling Price Percentage:  $MoS\% = M\$ \times 100$  (Section 6.2)

Formula 6.13 Maintained Markup:  $MM = M\$(??1) + (M\$ - D\$(??2))$  (Section 6.4)  
 $??1 + ??2$

Markdown Formulas

Formula 6.10 The Sale Price of a Product:

Sonsale =  $S \times (1 - d)$  (Section 6.3) Formula 6.11a

Markdown Amount:  $D\$ = S \times d$  (Section 6.3)

S

Formula 6.11b Markdown Amount:

$D\$ = S - \text{Sonsale}$  (Section 6.3) Formula

6.12 Markdown Percentage:  $d = D\$ \times 100$  (Section 6.3)

## Technology

### ***Calculator***

The following calculator functions were introduced in this chapter:

### ***Markup on Selling Price Percentage***

2nd Profit to access this feature.

Enter two of the three variables by pressing Enter after each input and using ? and ? to scroll through the display. The variables are:

CST = The cost of the item

SEL = The selling price of the item

MAR = The markup on selling price percentage (in % format) Press CPT on the unknown (when it is on the screen display) to compute.



## Chapter 6 Review Exercises

Round all money to two decimals and percentages to four decimals for each of the following exercises.

### Mechanics

- The Gap is purchasing an Eminem graphic T-shirt for its stores. If the list price for the T-shirt is \$34.50 and the Gap can receive a 40% trade discount, what net price will the Gap pay?
- Nike has been approached by a retailer who wants to carry their Shox brand. The retailer needs a trade discount of 30% and its wholesaler needs 15%. The retailer also wants a 5% quantity discount. If the MSRP for the shoes is \$195.00, what is the wholesale (net) price that Nike will charge?
- If the regular price of a product is \$775.00 and it is eligible to receive discounts of 14%, 8%, and 5%, what single discount percentage is equal to the multiple discount percentages? Show calculations that show how the single and multiple discounts produce the same net price.
- Subway wants to price a new 12 inch sandwich. The cost of all the ingredients is \$1.23. Expenses are 200% of cost, and Subway wants to earn a profit of 187% of cost. What is the regular selling price of the new sandwich?
- If the cost of a Bose Wave music system is \$27.82 and the list price is \$49.99, determine the markup amount. Express the markup both as a percentage of cost and percentage of selling price.
- Rogers Communications is thinking about having a special promotion on its Digital One Rate 250 Plan, which offers 250 minutes of cellular calling. If the current price is \$85.00 per month and Rogers wants to put it on special for \$75.00 per month, what is the percentage markdown?
- If a \$1 coupon is distributed for a product that normally has a profit of \$4 per unit, how much is the profitability reduced if coupon handling expenses are \$0.30 per unit and coupon marketing expenses are \$1.10 per unit? What is the profit under the coupon program?
- At a local retailer, a swimsuit costs \$10 and sells for \$30. At the end of the season, the swimsuit price is reduced by 30%. If 820 swimsuits are sold at the regular price and 145 swimsuits are sold at the sale price, what is the maintained markup?

## Applications

- An iMac has an MSRP of \$774.99 with available trade discounts of 20% to the retailer and an additional 15% to the wholesaler.
- What price should a retailer pay for the product? What is the dollar value of the discount?
- What price should a wholesaler pay for the product? How much less than the retailer's price is this?
- Overall, what single discount percent does the wholesaler receive?
- The marketing manager for Tim Hortons is attempting to price a cup of coffee. She knows that the cost of the coffee is

\$0.14 per cup, and expenses are 30% of the regular selling price. She would like the coffee to achieve an 88.24% markup on selling price.

- What is the regular selling price for a cup of coffee?
- What is the profit per cup?
- What is the markup on cost percentage?
- A grocery store head office is thinking of distributing a \$3 in-store coupon for one of its 454 g bags of coffee. The cost of the coffee to one of the franchised retail stores is \$6.34, and it is usually sold to consumers for \$12.99. A retail store incurs expenses of 25% of the regular selling price to stock, shelve, and sell the coffee. The franchisees are reimbursed

\$0.25 per coupon redeemed for handling expenses, and the head office estimates that it incurs marketing expenses amounting to \$1.35 per coupon. Based strictly on the profit associated with the sale of this coffee, should the head office proceed with this promotion?

- Jonathan needs a new business suit for a presentation in his communications course. He heads to Moores and finds a suit on sale for 33% off. The regular price of the suit is \$199.50.
- What is the sale price?
- What is the dollar amount of the markdown?
- Birchwood Honda needs to clear out its Honda generators for an end-of-season sale. If the dealership pays \$319.00, has expenses of 15% of cost, and profits of 30% of the regular unit selling price, what markdown percentage can the dealership advertise if it wants to break even during the sale?
- eMachines has decided to issue a \$50 mail-in rebate on one of its best-selling desktop computers. Retailers purchase the machines directly from eMachines for a list price of \$449.00 less a 40% trade discount. eMachines has profits of 35% of its regular unit selling price and expenses of 20% of its regular unit selling price.
- What is the profit per computer during the rebate, assuming rebate marketing expenses of \$13.50 per

unit and an expected redemption rate of 35%?

- How much lower is the profit with the rebate than without the rebate?
- If 2,500 computers are sold at regular price and 1,025 computers are sold through the rebate program, what is the maintained markup?

## Challenge, Critical Thinking, & Other Applications

- A retailer purchasing the Halo 3 video game is eligible to receive a trade discount, quantity discount, and loyalty discount. If the net price of the game is \$22.94, the list price is \$39.99, the trade discount is 25%, and the quantity discount is 15%, what percentage is the loyalty discount?
- An article in a business paper on October 22, 2008, reported that the benchmark S&P/TSX Composite Index ended down 558.92 points for the day, or 5.7%. It went on further to state that the index is down 30% for the year 2008. Rounding all point values to two decimals, answer the following:
- What were the point values on October 21 and 22, respectively?
- What was the point value at the start of the year 2008?
- Whistler Blackcomb Ski Resort purchased 400 pairs of skis for sale in its retail store. It sells the skis at an MSRP of

\$299.99. It is eligible to receive discounts of 35% and 20% on its purchase. Expenses average 15% of cost. If it sells 300

pairs of skis at the regular unit selling price and the other 100 skis are sold during a clearance sale for 20% off, what is the total amount of profit that Whistler Blackcomb earns? What is the maintained markup?

- A company is examining its options for selling a product listed at \$359.97. Both expenses and profits are 20% and 22% of the regular unit selling price, respectively. At this price, the company forecasts sales of 6,000 units. Consider the following two scenarios:

Scenario A: If the company holds a sale and marks down the product by 10%, its market research predicts that sales will rise to 11,225 units.

Scenario B: If the company issues a \$60.00 mail-in rebate, it will have increased marketing expenses of \$6.35 per unit. Only 45% of rebates are expected to be redeemed. Market research predicts that sales will rise to 10,500 units.

Should the company leave the product at its regular price, conduct the sale, or issue the mail-in rebate?

- Indigo is stocking a new hardcover book. The book has a cover price of \$44.99 and Indigo is eligible to receive discounts of 25%, 8%, 4%, and 1%. Expenses are 20% of cost. The book sells for the cover price.
- What is the profit per book?
- Some new books are launched at 30% off the cover price. From a strictly financial perspective, would it be wise for Indigo to use this approach for this book? Why or why not?
- Mary is shopping for a new George Foreman grill. While shopping at Polo Park Shopping Centre, she came across the following offers at three different retail stores:

Offer #1: Regular price \$149.99, on sale for 30% off.

Offer #2: Regular price \$169.99, on sale for 15% off plus an additional 30% off.

Offer #3: Regular price \$144.95, on sale for 10% off plus an additional 15% off. Mary also gets a 5% loyalty discount at this store.

Which is the best offer for Mary?

## CHAPTER 6 CASE STUDY

---

### Making a Profitable Product Selection

#### The Situation

Lightning Wholesale is looking at changing its ski product line for 2014. It wants to carry only two brands of skis. It has received four offers from four different ski manufacturers. The details of the offers are in the first table. It will select the two brands that offer the highest total profit. The accounting department has analyzed 2013 sales and provided the income statement summarized in the second table, which specifies the percentage of each category that is attributed to the sporting goods department.

#### The Data

	Nordica	Fischer	Ogasaka	Atomic
List Price	\$799.95	\$914.99	\$829.95	\$839.99
Discounts:				
Retail	40%	40%	40%	40%
Wholesale	5%	11%	6%	7%
Seasonal	3%	5%		
Sale	5%		5%	10%
Loyalty	3%		5%	
Quantity	3%	4%	5%	2%

Lightning Wholesale Income Statement		
	Year	Allocation of Dollars to
	2013	Sporting Goods
<b>Sales Revenue</b>	<b>\$57,777</b>	20%
<b>Cost of Goods Sold</b>	<b>\$50,445</b>	19%
<b>Operating Expenses</b>		
Sales & Marketing	\$3,234	18%
General & Administrative	\$348	14%
Payroll	\$1,416	19%
<b>Total Operating Expenses</b>	<b>\$4,998</b>	
<b>Operating Income</b>	<b>\$2,334</b>	
(all dollar figures are in thousands)		

### Important Information

- All of Lightning Wholesale's retail customers plan to sell the skis at the list price.
- Lightning Wholesale prices all of its skis on the assumption that all of its retailers use the standard industry markup of 40% of the regular selling price.
- Skis fall into the sporting goods category for Lightning Wholesale.
- Expenses are assigned to products based on the percentage of cost method for each category.
- Forecasted sales for each brand (if carried by Lightning Wholesale) in 2014 are as follows:
  - Nordica = 380 units
  - Fischer = 270 units
  - Ogasaka = 310 units
  - Atomic = 300 units

## Your Tasks

- Based strictly on financial considerations, recommend which two brands Lightning Wholesale should carry in 2014.
- Using the appropriate table, calculate the net price (cost) of each brand of skis.
- To determine the expenses for each brand of skis:
- Using the appropriate table, calculate the dollar values assigned to sporting goods for each row by multiplying the company total by the allocation percentage.
- Total the dollar amount of the expenses.
- Convert the total expenses into a percentage of cost.
- Calculate the expenses for each brand using the percentage of cost.
- Using the appropriate table, calculate the wholesale price (the amount at which Lightning Wholesale will sell the skis to a retailer).
- For each brand, calculate the profit per unit.
- Calculate the total profitability for each brand.
- At the end of the year, if any inventories are left over, Lightning Wholesale clears out all ski products at break-even.
- Determine the break-even prices for the two recommended brands.
- Determine the markdown percentage that can be advertised for each recommended brand.



## CHAPTER 7: ACCOUNTING APPLICATIONS

---

### (Bills, Bills, and More Bills)

The price tag on the product is not necessarily what you pay for it. In 1789, Benjamin Franklin might have said it best when he wrote, “In this world nothing can be said to be certain, except death and taxes.”<sup>1</sup> Almost everything is taxed, whether a physical good, a service, or even property.

For instance, while shopping on eBay, you find a product listed in an eBay store located in your home province.

Another product you need is listed by a seller in the United States. You need both products and the prices including shipping costs are reasonable, so for each you click the “Buy It Now” option. The Canadian invoice lists the product’s pre-tax price along with two more lines indicating GST and PST amounts, all totalled at the bottom. The US invoice lists the price of the item in US currency. When paying this seller, PayPal converts the price from US currency to Canadian currency using an exchange rate that does not quite match the rate you have seen published in the newspaper, and you wonder why. If you go with this US seller, you know that the Canada Border Services Agency (customs) will charge for GST.

This scenario highlights three of this chapter’s key topics: taxes, currency exchange, and invoicing.

- If there is one thing you encounter in all aspects of your life, it is sales tax, which provides revenue to governments in Canada and abroad. In addition, anyone involved in the ownership of real estate must deal with property taxes. Corporate offices, production facilities, and warehouses sit on business-owned real estate, which is charged property taxes. Residential homeowners pay annual taxes to their municipalities. Even if you just rent property like an apartment, the apartment building owner is charged property taxes, which are passed on to tenants within the rental charges.
- Canadian businesses and consumers operate in a global economy in which they commonly complete international transactions. Any payment will incorporate an exchange rate ensuring that the amount paid in Canadian currency is equivalent to the amount charged in the foreign currency.
- Many transactions are completed through an invoicing procedure. Along with a list of the items purchased and their respective prices, invoices show terms of payment, consequences of failing to make

the payment, and additional charges such as taxes and shipping.

There is no avoiding sales taxes, property taxes, currency exchange, and invoicing. As a consumer, you generally need to pay these costs. As a business, you not only pay these costs but you need to charge your customers appropriately and collect taxes on behalf of the government. This chapter explores the mathematics behind these concepts.

## Outline of Chapter Topics

7.1: Sales Taxes  
(Everybody Wants a Piece  
of My Pie) 7.2: Property  
Taxes (I Owe, I Owe)

- : Exchange Rates and Currency Exchange (It Is a Global World)
- : Invoicing: Terms of Payment and Cash Discounts (Make Sure You Bill Them)

[1 Benjamin Franklin. Letter to Jean-Baptiste Leroy dated November 13, 1789.](#)

7-226

Creative Commons License (CC BY-NC-SA) J. OLIVIER



35.

: SALES TAXES

---

## : PROPERTY TAXES

---

(I Owe, I Owe)

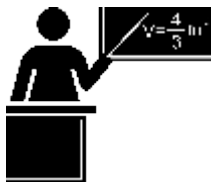
As you drive through your neighbourhood, you pass a city crew repairing the potholes in the road. Hearing sirens, you check your rear-view mirror and pull to the side of the road as a police car and fire engine race by, heading toward some emergency. Pulling back out, you drive slowly through a public school zone, where you smile as you watch children playing on the gigantic play structure. A city worker mows the lawn.

Where does the municipality get the money to pay for all you have seen? No one owns the roads, schools are free, fire crews and police do not charge for their services, play structures have no admission, and parks are open to everyone. These are just some examples of what your municipality does with the money it raises through property taxes.

### Property Taxation


**Property taxes** are annual taxes paid by real estate owners to local levying authorities to pay for services such as roads, water, sewers, public schools, policing, fire departments, and other community services. Every individual and every business pays property taxes. Even if you don't own property, you pay property taxes that are included in your rental and leasing rates from your landlord.

Property taxes are imposed on real estate owners by their municipal government along with any other bodies authorized to levy taxes. For example, in Manitoba each divisional school board is authorized to levy property taxes within its local school division boundaries.



### The Formula

Since property taxes are administered at the municipal level and every municipality has different financial needs, there are a variety of ways to calculate a total property tax bill. Formula 7.3 (on next page) is designed to be flexible to meet the varying needs of municipal tax calculations throughout Canada.



### How It Works

Follow these steps when working with calculations involving property taxes:

**Step 1:** Identify all known variables. This includes the market value, tax policy, assessed value, all property tax rates, and the total property taxes.

**Step 2:** If you know the assessed value, skip this step. Otherwise, calculate the assessed value of the property by multiplying the market value and the tax policy.

**Step 3:** Calculate either the tax amount for each property tax levy or the grand total of all property taxes by applying Formula 7.3.

Continuing with the Winnipeg example in which a home has a market value of \$200,000, the tax policy of Winnipeg is to tax 45% of the market value. A Winnipegger receives a property tax levy from both the City of Winnipeg itself and the local school board. The mill rates are set at 14.6 and 16.724, respectively. Calculate the total property tax bill.

Step 1: The known variables are market value = \$200,000, tax policy = 45%, City of Winnipeg mill rate = 14.6, and school board mill rate = 16.724.

Step 2: Calculate the assessed value by taking the market value of \$200,000 and multiplying by the tax policy of 45%, or Assessed Value =  $\$200,000 \times 45\% = \$90,000$ .

Step 3: To calculate each property tax, apply Formula 7.3. The City of Winnipeg Property Tax =  $\$90,000 \times 14.6 \div 1,000 =$

$\$1,314$ . The school board Property Tax =  $\$90,000 \times 16.724 \div 1,000 = \$1,505.16$ . Add these separate taxes together to arrive at Total Property Tax =  $\$1,314 + \$1,505.16 = \$2,819.16$ .

Formula 7.3 – Property Taxes: Property Tax =  $\Sigma(AV \times PTR)PTR$  is Property Tax Rate: Two methods commonly express how assessed value is taxed, a tax rate and a mill rate. A tax rate is a tax per \$100 of assessed value. Most municipalities in Ontario and further east use this system. The mathematical expression for the tax rate is  $\text{Tax rate} = \frac{\text{Property Tax}}{100 \times AV}$ . A mill rate is a tax per \$1,000 of assessed value. Most municipalities in Manitoba and further west use this system. The mathematical expression for the mill rate is  $\text{Mill rate} = \frac{\text{Property Tax}}{1,000 \times AV}$ . AV is Assessed Value of Property: Every piece of real estate has two valuations: the market value and the assessed value. Only the assessed value is relevant when computing property taxes. The market value of a property is a snapshot of the estimated selling price of your property. It is what you might have been able to sell your property for at a certain time

period. For example, the City of Winnipeg updates the market value of all property in the city every two years. The assessed value of a property is the portion of the market value that is subjected to the property tax rate. It is calculated by taking the market value and multiplying it by a percentage determined by the municipality's tax policy:  $\text{Market Value} \times \text{Tax Policy} = \text{Assessed Value}$ . In some municipalities, the tax policy is to tax 100% of the market value. In others, the tax policy can be substantially less. Continuing with the example, the tax policy for Winnipeg is to tax 45% of the market value. Therefore, a \$200,000 market value home in Winnipeg has a \$90,000 assessed value. This \$90,000 is the base for the tax. **Property Tax Amount:** The amount of property taxes that are owing represents the total of all property taxes from all taxable services. For example, your property tax bill could consist of a municipal tax, a public school tax, a water tax, and a sewer/sanitation tax. Each of these taxes is levied at a specific rate. Therefore, the formula is designed to sum all applicable taxes, as represented by the summation symbol ( $\Sigma$ ) on the right-hand side of the equation.



### Important Notes

Mill rates are commonly expressed with four decimals and tax rates are expressed with six decimals. Although some municipalities use other standards, this text uses these common formats in its rounding rules. In addition, each property tax levied against the property owner is a separate tax. Therefore, you must round each property tax to two decimals before summing the grand total property tax.



### Things To Watch Out For

The most common mistake is to use the wrong denominator in the tax calculation. Ensure that you read the question accurately, noting which term it uses, tax rate or mill rate. If neither appears, remember that Ontario eastward uses tax rates and Manitoba westward uses mill rates.

A second common mistake is to add multiple property tax rates together when the assessed value remains constant across all taxable elements. For example, if the assessed value of \$250,000 is used for two tax rates of 2.168975 and 1.015566, you

may be tempted to sum the rates, which would yield a rate of 3.184541. This does not always work and may produce a small error (a penny or two) since each tax is itemized on a tax bill. You must round each individual tax to two decimals before summing to the total property tax.

<b>Example 7.2A: Calculating a Property Tax</b>			
<p>A residence has a market value of \$340,000. The municipality’s tax policy is set at 70%. Real estate owners have to pay three separate taxes: the municipality tax, a library tax, and an education tax. The tax rates for each are set at 1.311666, 0.007383, and 0.842988, respectively. Calculate the total property tax bill for the residence.</p>			
<b>Plan</b>	Calculate the total property tax for the residence by summing the assessed value multiplied by the respective tax rates.		
<b>Understand</b>	<table border="1" style="width: 100%; border-collapse: collapse;"> <tr> <td style="width: 60%;"> <p>What You Already Know</p> <p>Step 1: The house, tax policy, and tax rates are known:                      Market Value = \$340,000      Tax Policy = 70% Municipal                      PTR = 1.311666      Library PTR = 0.007383 Education                      PTR = 0.842988</p> </td> <td style="width: 40%;"> <p>How You Will Get There</p> <p>Step 2: Calculate the assessed value (AV) by taking the market value and multiplying by the tax policy.                      Step 3: Apply Formula 7.3.                      Note that this municipality uses a tax rate, so the PTR is divided by 100.</p> </td> </tr> </table>	<p>What You Already Know</p> <p>Step 1: The house, tax policy, and tax rates are known:                      Market Value = \$340,000      Tax Policy = 70% Municipal                      PTR = 1.311666      Library PTR = 0.007383 Education                      PTR = 0.842988</p>	<p>How You Will Get There</p> <p>Step 2: Calculate the assessed value (AV) by taking the market value and multiplying by the tax policy.                      Step 3: Apply Formula 7.3.                      Note that this municipality uses a tax rate, so the PTR is divided by 100.</p>
<p>What You Already Know</p> <p>Step 1: The house, tax policy, and tax rates are known:                      Market Value = \$340,000      Tax Policy = 70% Municipal                      PTR = 1.311666      Library PTR = 0.007383 Education                      PTR = 0.842988</p>	<p>How You Will Get There</p> <p>Step 2: Calculate the assessed value (AV) by taking the market value and multiplying by the tax policy.                      Step 3: Apply Formula 7.3.                      Note that this municipality uses a tax rate, so the PTR is divided by 100.</p>		
<b>Perform</b>	<p>Step 2: <math>AV = \\$340,000 \times 70\% = \\$340,000 \times 0.7 = \\$238,000</math></p> <p>Step 3: <math>Municipal\ Tax = \\$238,000 \times \frac{1.311666}{100} = \\$3,121.77</math></p> <p><math>Library\ Tax = \\$238,000 \times \frac{0.007383}{100} = \\$17.57</math></p> <p><math>Education\ Tax = \\$238,000 \times \frac{0.842988}{100} = \\$2,006.31</math></p> <p><math>Property\ Tax = \\$3,121.77 + \\$17.57 + \\$2,006.31 = \\$5,145.65</math></p>		
<b>Present</b>	The property owner owes the municipality \$3,121.77, the library \$17.57, and education \$2,006.31 for a total property tax bill of \$5,145.65.		



---

**TOP  
SECRET**

---

## Paths To Success

The collective property taxes paid by all of the property owners form either all or part of the operating budget for the municipality. Thus, if a municipality consisted of 1,000 real estate owners each paying \$2,000 in property tax, the municipality's operating income from property taxes is  $\$2,000 \times 1,000 = \$2,000,000$ . If the municipality needs a larger budget from property owners, either the assessed values, the mill/tax rate, or some combination of the two needs to increase.

**Example 7.2B: Setting a New Mill Rate**

A school board is determining next year’s operating budget and calculates that it needs an additional \$5 million. Properties in its municipality have an assessed value of \$8.455 billion. The current mill rate for the school board is set at 6.1998. If the assessed property values are forecasted to rise by 3% next year, what mill rate should the school set?

<b>Plan</b>	Aim to calculate the new property tax rate (PTR) for next year’s mill rate.	
<b>Understand</b>	<p>What You Already Know</p> <p>Step 1 (Current Year): The information about the school board and its municipality are known:</p> <p>AV = \$8.455 billion</p> <p>PTR (current mill rate) = 6.1998</p> <p><math>\Delta\%</math> (to AV next year) = 3%</p> <p>Property tax increase needed is</p> <p>\$5 million</p>	<p>How You Will Get There</p> <p>Step 2 (Current Year): Skip. Calculations are based on assessed values already.</p> <p>Step 3 (Current Year): Calculate the school board’s current budget using Formula 7.3. The property tax collected is the board’s operating budget.</p> <p>Step 1 (Next Year): Increase the budget, or Property Tax, for next year. Also increase the current assessed value base by applying Formula 3.1 (percent change), rearranging to solve for New. The current AV is the Old value.</p> <p>Step 2 (Next Year): The assessed values are known. Skip this step.</p> <p>Step 3 (Next Year): Recalculate the new mill rate using the new Property Tax and new Assessed Value from step 1 (Next Year). Apply Formula 7.3 and solve for the mill rate in the PTR.</p>

<p><b>Perform</b></p>	<p>Step 3 (Current Year):</p> $\text{Property Tax} = \$8,455,000,000 \times \frac{6.1998}{1,000} = \$52,419,309$ <p>Step 1 (Next Year):</p> $\text{Next Year Property Tax} = \$52,419,309 + \$5,000,000 = \$57,419,309$ $3\% = \frac{\text{New} - \$8,455,000,000}{\$8,455,000,000} \times 100$ $\$253,650,000 = \text{New} - \$8,455,000,000$ $\$8,708,650,000 = \text{New} = \text{Next Year Assessed Value}$ <p>Step 3 (Next Year): <math>\\$57,419,309 = \\$8,708,650,000 \times \frac{\text{Mill Rate}}{1,000}</math></p> $6.5934 = \text{Mill Rate}$	<p>Calculator Instructions</p> <p>For step 1 (New) (Δ%) to calculate</p> <table border="1" style="width: 100%;"> <tr> <td style="text-align: center;">OLD</td> </tr> <tr> <td style="text-align: center;">8455000000</td> </tr> </table>	OLD	8455000000
OLD				
8455000000				
<p><b>Present</b></p>	<p>The current budget for the school board is \$52,419,309, which will be increased to \$57,419,309 for the properties, it needs to set the mill rate at 6.5934 next year,</p>			



## Section 7.2 Exercises

### Mechanics

For questions 1–4, solve for the unknown variables (identified with a ?) based on the information provided.

	Market Value	Tax Policy	Assessed Value	Rate	Type of Rate	Property Tax
1.	\$320,000	55%	?	26.8145	Mill	?
2.	?	85%	\$136,000	1.984561	Tax	?
3.	\$500,000	?	?	9.1652	Mill	\$3,666.08
4.	?	50%	\$650,000	?	Tax	\$4,392.91

## Applications

- A house with an assessed value of \$375,000 is subject to a tax rate of 1.397645. What is the property tax?
- If a commercial railway property has a property tax bill of \$166,950 and the mill rate is 18.5500, what is the assessed value of the property?
- A house in Calgary has a market value of \$450,000. The tax policy is 100%. The property is subject to a 2.6402 mill rate from the City of Calgary and a 2.3599 mill rate from the province of Alberta. What are the total property taxes?
- A residential property in Regina has a market value of \$210,000. The Saskatchewan tax policy is 70%. The property is subject to three mill rates: 13.4420 in municipal taxes, 1.4967 in library taxes, and 10.0800 in school taxes. What amount of tax is collected for each, and what are the total property taxes?
- A municipality needs to increase its operating budget. Currently, the assessed value of all properties in its municipality total \$1.3555 billion and the tax rate is set at 0.976513. If the municipality needs an additional \$1.8 million next year, what tax rate should it set assuming the assessed values remain constant?
- A municipality set its new mill rate to 10.2967, which increased its total operating budget by \$10 million on a constant assessed value of \$7.67 billion. What was last year's mill rate?

## Challenge, Critical Thinking, & Other Applications

- A school board is determining the mill rate to set for next year. The assessed property values for next year total \$5.782035 billion, representing an increase of 5% over the current year. If the school board needs an additional \$5.4 million in funding next year, by what amount should it change its current year mill rate of 11.9985?

- In the current year, the market value of properties totals \$6.896 billion. The current tax policy is 85% and the current mill rate is 15.6712. If the municipality requires an additional \$2 million in its operating budget next year, market values increase by 4%, and the tax policy changes to 90%, what mill rate should it set for next year?
- A \$600,000 market value property is assessed with a tax policy of 75% and subject to two mill rates. If the total property taxes are \$6,766.67 and the second mill rate is half of the first tax rate, calculate each mill rate.
  
- Two properties in different provinces pay the same property taxes of \$2,840. One province uses a mill rate of 24.6119 with a 60% tax policy, while the other province uses a tax rate of 1.977442 with an 80% tax policy. Compute the market values for each of these properties.
- A water utility funded through property taxes requires \$900 million annually to operate. It has forecasted increases in its operating costs of 7% and 3.5% over the next two years. Currently, properties in its area have a market value of \$234.85 billion, with projected annual increases of 3% and 5% over the next two years. The provincial government has tabled a bill that might change the tax policy from 70% to 75% effective next year, but it is unclear if the bill will pass at this point. For planning purposes, the utility wants to forecast its new mill rates for the next two years under either tax policy. Perform the necessary calculations for the utility.

37.

## : EXCHANGE RATES AND CURRENCY EXCHANGE

---

38.

## : INVOICING: TERMS OF PAYMENT AND CASH DISCOUNTS

---

39.

## CHAPTER 7 SUMMARY

---



## CHAPTER 8: SIMPLE INTEREST:

---

### **Working with Single Payments and Applications**

#### **(Money Is Not Free)**

If you have a lot of surplus cash, it would hardly make sense to hide it under your mattress or bury it in the backyard of your townhouse. As any investment specialist will tell you, you want your money to work for you instead of just sitting idle. So you can invest and be rewarded by earning interest.

Do you know if your account at the Royal Bank of Canada (RBC) has paid you the right amount of interest? You might assume that because everything at a bank is fully automated it is guaranteed to be correct. However, ultimately all automation at the Royal Bank relies on input by an employee. What if your interest rate is keyed in wrong? Maybe the computer programmer erred in a line of computer code and the amount of interest is miscalculated. What if RBC had a computer glitch? These pitfalls highlight the importance of always checking your account statements.

In business, it would be rare for an organization to borrow or lend money for free. That is not to say that businesses are ruthless with each other; in the previous chapter, you saw that most business transactions are completed through interest-free credit transactions involving invoicing. However, this generosity does not extend indefinitely. After the credit period elapses, the business essentially treats an unpaid invoice as a loan and starts charging an interest penalty.

When businesses need to borrow money, promissory notes, demand loans, and commercial papers are just three of the possibilities discussed later in this chapter.

Even governments need to borrow money. Have you ever thought about how the government of Canada or your provincial government goes about doing that? While a government has many methods at its disposal, a common method is to use treasury bills—in essence, borrowing the money from investors.

On a personal level, almost all people invest and borrow money at some time. This chapter examines consumer lines of credit and student loans, both of which carry simple interest rates. On the earnings side, it is common for people to have savings

accounts that earn low rates of interest. Other short-term investments include treasury bills, commercial papers, and short-term guaranteed investment certificates (GICs).

The bottom line is that money does not come free. In this chapter, you will explore the concept of simple interest, learn how to calculate it, and then apply simple interest to various financial tools.

## Outline of Chapter Topics

- : Principal, Rate, Time (How Does Interest Work?)
- : Moving Money Involving Simple Interest (Move and Nobody Gets Hurt) 8.3: Application: Savings Accounts and Short-Term GICs (Safe and Secure) 8.4: Application: Promissory Notes (A Promise Is a Promise)
- : Application: Loans (The Bank Comes Knocking)
- Application: Treasury Bills and Commercial Papers (When Governments and Businesses Borrow)

41.

## 8.1: PRINCIPAL, RATE, TIME

---

42.

## : MOVING MONEY INVOLVING SIMPLE INTEREST

---

### (Move and Nobody Gets Hurt)

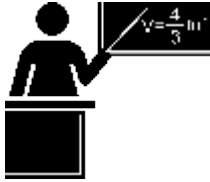
Can you calculate the amount of money required to meet a future goal? Assume you will graduate college with your business administration diploma in a few months and have already registered at your local university to continue with your studies toward a bachelor of commerce degree. You estimate your total tuition, fees, and textbooks at \$8,000. After investigating some short-term investments, you find the best simple rate of interest obtainable is 4.5%. How much money must you invest today for it to grow with interest to the needed tuition money?

In the previous section, you calculated the amount of interest earned or charged on an investment or loan. While this number is good to know, most of the time investors are interested solely in how much in total, including both principal and interest, is either owed or saved. Also, to calculate the interest amount in Formula 8.1, you must know the principal. When people plan for the future, they know the future amount of money that they need but do not know how much money they must invest today to arrive at that goal. This is the case in the opening example above, so you need a further technique for handling simple interest.

This section explores how to calculate the principal and interest together in a single calculation. It adds the flexibility of figuring out how much money there is at the beginning of the time period so long as you know the value at the end, or vice versa. In this way, you can solve almost any simple interest situation.

### **Maturity Value (or Future Value)**

The **maturity value** of a transaction is the amount of money resulting at the end of a transaction, an amount that includes both the interest and the principal together. It is called a maturity value because in the financial world the termination of a financial transaction is known as the “maturing” of the transaction. The amount of principal with interest at some point in the future, but not necessarily the end of the transaction, is known as the **future value**.



### The Formula

For any financial transaction involving simple interest, the following is true:

Amount of money at the end = Amount of money at the beginning +  
Interest

Applying algebra, you can summarize this expression by the following equation, where the future value or maturity value is commonly denoted by the symbol  $S$ :

Substituting in Formula 8.1,  $I = Prt$ , yields the equation

$$S = P + I$$

$$S = P + Prt$$

Simplify this equation by factoring  $P$  on the right-hand side to arrive at Formula 8.2.

**Formula 8.2 – Simple Interest for Single Payments:**  $S = P(1 + rt)$   
 $P$  is Present Value or Principal: The amount of money at the beginning of the time period being analyzed. If this is in fact the amount at the start of the financial transaction, it is the principal. Or it can simply be the amount at some earlier time before the future value was known. In any case, the amount excludes the interest.  
 $S$  is Future Value or Maturity Value: This is the combined value of the principal and the simple interest together at a future point in time.  
 $t$  is Time: This is the length of time for the financial transaction in which interest is charged or earned. It must be expressed in a common unit with the interest rate.  
 $r$  is Interest Rate: The interest rate in Formula 8.2 operates in the same manner as in Formula 8.1. It is the simple rate of interest charged or earned during the specified time period. It is usually expressed annually and must share a common unit with the time period.


8-284

Creative Commons License (CC BY-NC-SA)      J. OLIVIER

Depending on the financial scenario, what information you know, and what variable you need to calculate, you may need a second formula offering an alternative method of calculating the simple interest dollar amount.

**$I$  is Interest Amount:** The interest amount is the dollar amount of interest earned or charged over the span of a financial transaction involving a single payment.  
**Formula 8.3 – Interest Amount for Single Payments:**  $I = S - P$   
 $S$  is Future Value or Maturity Value: The amount of money in the future

(or at maturity) including both the principal (or present value) and the interest together.  $P$  is Present Value or Principal: The amount of money at the start of the transaction or at some other time before maturity that excludes the interest involved in the transaction.



### How It Works

Follow these steps when working with single payments involving simple interest:

**Step 1:** Formula 8.2 has four variables, any three of which you must identify to work with a single payment involving simple interest.

- If either the  $P$  or  $S$  is missing but the  $I$  is known, apply Formula 8.3 to determine the unknown value.
- If only the interest amount  $I$  is known and neither  $P$  nor  $S$  is identified, recall that the interest amount is a portion and that the interest rate is a product of rate and time (e.g., 6% annually for nine months is an earned interest rate of 4.5%). Apply Formula 2.2 on rate, portion, and base to solve for base, which is the present value or  $P$ .
- If necessary, draw a timeline to illustrate how the money is being moved through time.

**Step 2:** Ensure that the simple interest rate and the time period are expressed with a common unit. If not, you need to convert one of the two variables to achieve the commonality.

**Step 3:** Apply Formula 8.2 and solve for the unknown variable, manipulating the formula as required.

**Step 4:** If you need to calculate the amount of interest, apply Formula 8.3.

Assume that today you have \$10,000 that you are going to invest at 7% simple interest for 11 months. How much money will you have in total at the end of the 11 months? How much interest do you earn?

12

Step 1: The principal is  $P = \$10,000$ , the simple interest rate is 7% per year, or  $r = 0.07$ , and the time is  $t = 11$  months. Step 2: The time is in months, but to match the rate it needs to be expressed annually as  $t = \frac{11}{12}$ .

Step 3: Applying Formula 8.2 to calculate the future value including interest,

12

$S = \$10,000 \times (1 + 0.07 \times \frac{11}{12}) = \$10,641.67$ . This is the total amount after 11 months.

Step 4: Applying Formula 8.3 to calculate the interest earned,  $I = \$10,641.67 - \$10,000.00 = \$641.67$ . You could also apply Formula 8.1 to calculate the interest amount;

however, Formula 8.3 is a lot easier to use. The \$10,000 earns \$641.67 in simple interest over the next 11 months, resulting in \$10,641.67 altogether.



### Things To Watch Out For

As with Formula 8.1, the most common mistake in the application of Formula 8.2 is failing to ensure that the rate and time are expressed in the same units. Before you proceed, always check these two variables!

**TOP  
SECRET**

### Paths To Success

When solving Formula 8.2 for either rate or time, it is generally easier to use Formulas 8.3 and 8.1 instead. Follow these steps to solve for rate or time:

- If you have been provided with both the present value and future value, apply Formula 8.3 to calculate the amount of interest ( $I$ ).
- Apply and rearrange Formula 8.1 to solve for either rate or time as required.



### Give It Some Thought

In each of the following situations, determine which statement is correct.

- If you have a future value of \$5,000 and interest is involved, then your present value is
  - More than \$5,000
  - The same
  - Less than \$5,000
- If you had a principal of \$10,000 earning 10% simple interest for any period less than a year, you earn
  - More than \$1,000 interest

- Exactly \$1,000 interest
- Less than \$1,000 interest
- If you took out a loan for \$2,500 at a 5% simple interest rate for six months and you made no payments during that time frame, you owe
- More than \$2,500
- Exactly \$2,500
- Less than \$2,500

**Example 8.2A: Saving for a Down Payment on a Home**

You just inherited \$35,000 from your uncle’s estate and plan to purchase a house four months from today. If you use your inheritance as your down payment on the house, how much will you be able to put down if your money earns 4¼% simple interest? How much interest will you have earned?

<b>Plan</b>	Calculate the amount of money four months from now including both the principal and interest earned. This is the maturity value ( $S$ ). Also calculate the interest earned ( $I$ ).	
<b>Understand</b>	<p>What You Already Know</p> <p>Step 1: The principal, interest rate, and time frame are known:</p> <p><math>P = \\$35,000</math>      <math>r = 4\frac{1}{4}\%</math> per year</p> <p><math>t = 4</math> months</p>	<p>How You Will Get There</p> <p>Step 2: While the rate is annual, the time is in months. Convert the time to an annual number.</p> <p>Step 3: Apply Formula 8.2.</p> <p>Step 4: Apply Formula 8.3 to calculate the interest amount.</p>
<b>Perform</b>	<p>Step 2: Four months out of 12 months in a year is <math>t = \frac{4}{12}</math></p> <p>Step 3: <math>S = \\$35,000 \times (1 + 4\frac{1}{4}\% \times \frac{4}{12}) = \\$35,000 \times (1 + 0.0425 \times 0.3\text{◆}) = \\$35,495.83</math></p> <p>Step 4: <math>I = \\$35,495.83 - \\$35,000.00 = \\$495.83</math></p>	



<b>Present</b>	Four months from now you will have \$35,495.83 as a down payment toward your house, which includes \$35,000 in principal and \$495.83 of interest.
----------------	--

**Example 8.2B: Saving for Tuition**

Recall the section opener, where you needed \$8,000 for tuition in the fall and the best simple interest rate you could find was 4.5%. Assume you have eight months before you need to pay your tuition. How much money do you need to invest today?

<b>Plan</b>	Calculate the principal amount of money today (P) that you must invest such that it will earn interest and end up at the \$8,000 required for the tuition.	
<b>Understand</b>	<p>What You Already Know</p> <p>Step 1: The future value, interest rate, and time period are known:</p> $S = \$8,000$ $r = 4.5\%$ per year $t = 8$ months	<p>How You Will Get There</p> <p>Step 2: While the rate is annual, the time is in months. Convert the time to an annual number.</p> <p>Step 3: Apply Formula 8.2, rearranging for P.</p>
<b>Perform</b>	<p>Step 2: Eight months out of 12 months in a year is <math>t = \frac{8}{12}</math></p> <p>Step 3: <math>\\$8,000 = P(1 + 4.5\% \times \frac{8}{12})</math></p> $P = \frac{\$8,000}{(1 + 0.045 \times 0.6667)} = \$7,766.99$	
<b>Present</b>	If you place \$7,766.99 into the investment, it will grow to \$8,000 in the eight months.	

**Example 8.2C: What Exactly Are You Being Offered?**

You are sitting in an office at your local financial institution on August 4. The bank officer says to you, “We will make you a great deal. advance that line of credit and you borrow \$20,000 today, when you want to repay that balance on September 1 you will only have to pay \$20,168.77, which is not much more!” Before answering, you decide to evaluate the statement. Calculate the simple interest rate that the bank officer used in her calculations.

<b>Plan</b>	Determine the rate of interest that you would be charged on your line of credit, or $r$ .	
<b>Understand</b>	<p>What You Already Know</p> <p>Step 1: The principal, maturity amount, and time frame are known:</p> <p><math>P = \\$20,000.00</math></p> <p><math>S = \\$20,168.77</math></p> <p><math>t = \text{August 4 to September 1}</math></p>	<p>How You Will Get There</p> <p>Step 1 (continued): Calculate the number of days in the transaction.</p> <p>Step 2: Since interest rates are usually expressed annually, convert the from days to an annual number.</p> <p>Step 3: Use the combination of Formulas 8.3 and 8.1. First calculate interest amount using Formula 8.3.</p> <p>Step 3 (continued): Then apply Formula 8.1, rearranging for <math>r</math>.</p>

Start DateEnd DateDays between DatesAugust 4August 3131 - 4 = 27August 31September 11 - 0 = 1TOTAL27 + 1 = 28 days

<b>Perform</b>	Step 1 (continued):  Step 2: 28 days out of 365 days in a year is $t = \frac{28}{365}$  Step 3: $I = \$20,168.77 - \$20,000.00 = \$168.77$ Step 3 (continued): $\$168.77 = \$20,000 \times r \times \frac{28}{365}$  $?? = \frac{\$168.77}{\$20,000.00 \times \frac{28}{365}} = 0.110002 \text{ or } 11.0002\%$	Calculator Instructions  Assume the year 2011 and use <table border="1" style="width: 100%; text-align: center;"> <tr> <td>DT1</td> <td>DT2</td> <td>DBD</td> </tr> <tr> <td>08.0411</td> <td>09.0111</td> <td>Answer</td> </tr> </table>	DT1	DT2	DBD	08.0411	09.0111	Answer
	DT1	DT2	DBD					
08.0411	09.0111	Answer						
<b>Present</b>	The interest rate on the offered line of credit is 11.0002% (note that it is probably 11.00002% is most likely due to the rounded amount of interest used in the calculation).							

## Equivalent Payments

Life happens. Sometimes the best laid financial plans go unfulfilled. Perhaps you have lost your job. Maybe a reckless driver totalled your vehicle, which you now have to replace at an expense you must struggle to fit into your budget. No matter the reason, you find yourself unable to make your debt payment as promised.

On the positive side, maybe you just received a large inheritance unexpectedly. What if you bought a scratch ticket and just won \$25,000? Now that you have the money, you might want to pay off that debt early. Can it be done?

Whether paying late or paying early, any amount paid must be equivalent to the original financial obligation. As you have learned, when you move money into the future it accumulates simple interest. When you move money into the past, simple interest must be removed from the money. This principle applies both to early and late payments:


- **Late Payments.** If a debt is paid late, then a financial penalty that is fair to both parties involved should be imposed. That penalty should reflect a current rate of interest and be added to the original payment.

Assume you owe \$100 to your friend and that a fair current rate of simple interest is 10%. If you pay this debt one year late, then a 10% late interest penalty of \$10 should be added, making your debt payment \$110. This is no different from your friend receiving the \$100 today and investing it himself at 10% interest so that it accumulates to \$110 in one year.

- **Early Payments.** If a debt is paid early, there should be some financial incentive (otherwise, why bother?). Therefore, an interest benefit, one reflecting a current rate of interest on the early payment, should be deducted from the original payment. Assume you owe your friend \$110 one year from now and that a fair current rate of simple interest is 10%. If you pay this debt today, then a 10% early interest benefit of \$10 should be deducted, making your debt payment today

\$100. If your friend then invests this money at 10% simple interest, one year from now he will have the \$110, which is what you were supposed to pay.

Notice in these examples that a simple interest rate of 10% means \$100 today is the same thing as having \$110 one year from now. This illustrates the concept that two payments are **equivalent payments** if, once a fair rate of interest is factored in, they have the same value on the same day. Thus, in general you are finding two amounts at different points in time that have the same value, as illustrated in the figure below.



### How It Works

The steps required to calculate an equivalent payment are no different from those for single payments. If an early payment is being made, then you know the future value, so you solve for the present value (which removes the interest). If a late payment is being made, then you know the present value, so you solve for the future value (which adds the interest penalty).

**TOP  
SECRET**

Paths To Success

Being financially smart means paying attention to when you make your debt

payments. If you receive no financial benefit for making an early payment, then why make it? The prudent choice is to keep the money yourself, invest it at the best interest rate possible, and pay the debt off when it comes due. Whatever interest is earned is yours to keep and you still fulfill your debt obligations in a timely manner!

**Example 8.2D: Making a Late Payment**

Erin owes Charlotte \$1,500 today. Unfortunately, Erin had some unexpected expenses and is unable to make her debt payment. After discussing the issue, they agree that Erin can make the payment nine months late and that a fair simple interest rate on the late payment is 5%. How much does Erin need to pay nine months from now? What is the amount of her late penalty?

<b>Plan</b>	A late payment is a future value amount ( $S$ ). The late penalty is equal to the interest ( $I$ ).	
<b>Understand</b>	<p>What You Already Know</p> <p>Step 1: The payment today, the agreed-upon interest rate, and the late payment timing are known:</p> <p><math>P = \\$1,500</math>      <math>r = 5\%</math> annually</p> <p><math>t = 9</math> months</p>	<p>How You Will Get There</p> <p>Step 2: While the rate is annual, the time is in months. Convert the time to an annual number.</p> <p>Step 3: Apply Formula 8.2.</p> <p>Step 4: Apply Formula 8.3 to calculate the late interest penalty amount.</p>
<b>Perform</b>	<p>Step 2: Nine months out of 12 months in a year is <math>t = \frac{9}{12}</math>.</p> <p>Step 3: <math>S = \\$1,500 \times (1 + 5\% \times \frac{9}{12}) = \\$1,500 \times (1 + 0.05 \times 0.75) = \\$1,556.25</math></p> <p>Step 4: <math>I = \\$1,556.25 - \\$1,500.00 = \\$56.25</math></p>	
<b>Present</b>	Erin's late payment is for \$1,556.25, which includes a \$56.25 interest penalty for making the payment nine months late.	

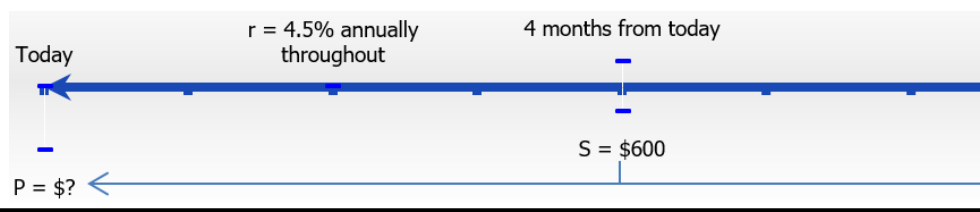
**Example 8.2E: Making an Early Payment**

Rupert owes Aminata two debt payments: \$600 four months from now and \$475 eleven months from now. Rupert came into some money today and would like to pay off both of the debts immediately. Aminata has agreed that a fair interest rate is 7%. What amount should Rupert pay today? What is the total amount of his early payment benefit?

**Plan**

An early payment is a present value amount ( $P$ ). Both payments will be moved to today and summed. The early payment benefit will be the total amount of interest removed ( $I$ ).

<p><b>Understand</b></p>	<p>What You Already Know</p> <p>Step 1: The two payments, interest rate, and payment due dates are known:  <math>r = 7\%</math> annually                  First Payment: <math>S = \\$600</math>  <math>t = 4</math> months from now                  Second Payment: <math>S = \\$475</math> <math>t = 11</math> months from now                  Replacement payment is being made today.</p>	<p>How You Will Get There</p> <p>Do steps 2 and 3 for each payment:                  Step 2: While the rate is annual, the time to an annual number.                  Step 3: Apply Formula 8.2, rearranging it calculate both P, they can be summed to arrive at the present value.                  Step 4: For each payment, apply Formula 8.2 to calculate the early interest benefit. Total the two values of early interest benefit overall.</p>
<p><b>Perform</b></p>	<p>Payment #1:</p> <p>Step 2: Four months out of 12 months in a year is <math>t = \frac{4}{12}</math></p> <p>Step 3: <math>\\$600 = P (1 + 7\% \times \frac{4}{12})</math></p> $P = \frac{\$600}{(1+0.07 \times 0.33)} = \$586.32$ <p>Payment #2:</p> <p>Step 2: Eleven months out of 12 months in a year is <math>t = \frac{11}{12}</math></p> <p>Step 3: <math>\\$475 = P (1 + 7\% \times \frac{11}{12})</math></p> $P = \frac{\$475}{(1+0.07 \times 0.9167)} = \$446.36$	<p>Totals:</p> <p>P today = <math>\\$586.32 + \\$446.36 = \\$1,032.68</math></p> <p>Step 4:</p> <p>Payment #1: <math>I = S - P = \\$600 - \\$586.32 = \\$13.68</math>  <math>I = S - P = \\$475 - \\$446.36 = \\$28.64</math></p> <p><math>I = \\$13.68 + \\$28.64 = \\$42.32</math></p>
<p><b>Present</b></p>	<p>To clear both debts today, Rupert must make a payment of <math>\\$1,032.68</math>. This payment reflects a <math>\\$42.32</math> interest benefit reduction.</p>	





## Section 8.2 Exercises

For each of the following questions, round all money to two decimals and percentages to four decimals.

### Mechanics

For questions 1–4, solve for the unknown variables (identified with a ?) based on the information provided.

	Interest Amount	Principal / Present Value	Interest Rate	Time	Maturity / Future Value
1.	?	\$16,775.00	0.5% per month	6 months	?
2.	?	?	9%	2 months	\$61,915.00
3.	\$1,171.44	?	5¾%	? months	\$23,394.44
4.	\$2,073.67	\$41,679.00	?	227 days	?

Questions 5–8 involve either early or late payments. Calculate the following for each:

- The dollar amount of the early or late payment
- The amount of interest that forms the late penalty or early benefit



	Original Payments	Proposed Payments	Interest Rate
5.	\$1,700 today	Seven months from today	8%
6.	\$3,800 two years from now	Today	6.35%
7.	\$950 two months from now; \$1,000 seven months from now	A single payment one year from now	4.95%
8.	\$2,150 three months from now; \$1,875 thirteen months from now	A single payment today	11%

## Applications

- On January 23 of a non-leap year, a loan is taken out for \$15,230 at 8.8% simple interest. What is the maturity value of the loan on October 23?
- An accountant needs to allocate the principal and simple interest on a loan payment into the appropriate ledgers. If the amount received was \$10,267.21 for a loan that spanned April 14 to July 31 at 9.1%, how much was the principal and how much was the interest?
- Suppose Robin borrowed \$3,600 on October 21 and repaid the loan on February 21 of the following year. What simple interest rate was charged if Robin repaid \$3,694.63?
- How many weeks will it take \$5,250 to grow to \$5,586 at a simple interest rate of 10.4%? Assume 52 weeks in a year.
- Jayne needs to make three payments to Jade requiring \$2,000 each 5 months, 10 months, and 15 months from today. She proposes instead making a single payment eight months from today. If Jade agrees to a simple interest rate of 9.5%, what amount should Jayne pay?
- Markus failed to make three payments of \$2,500 scheduled one year ago, nine months ago, and six months ago. As his creditor has successfully sued Markus in small claims court, the judge orders him to pay his debts. If the court uses a simple interest rate of 1.5% per month, what amount should the judge order Markus to pay today?

## Challenge, Critical Thinking, & Other Applications

- Over a period of nine months, \$40.85 of simple interest is earned at 1.75% per quarter. Calculate both the principal and maturity value for the investment.
- The Home Depot is clearing out lawn mowers for \$399.75 in an end-of-season sale that ends on September 30. Alternatively, you could wait until April 1 (assume February is in a non-leap year) and pay \$419.95 on the same lawn mower. Assume your money can earn simple interest of 4.72% on a short-

term investment.

- Which option should you choose?
- How much money will you have saved on September 30 by making that choice?
- Tula lent \$15,000 to a business associate on August 12 at 6% simple interest. The loan was to be repaid on November 27; however, the business associate was unable to make the payment. As a consequence, they agreed that the associate could repay the debt on December 29 and that Tula would add \$200 to the balance that was due on November 27. What rate of simple interest is Tula charging on the late payment?
- Merina is scheduled to make two loan payments to Bradford in the amount of \$1,000 each, two months and nine months from now. Merina doesn't think she can make those payments and offers Bradford an alternative plan where she will pay

\$775 seven months from now and another payment seven months later. Bradford determines that 8.5% is a fair interest rate. What is the amount of the second payment?

- Alia took out three back-to-back short-term simple interest investments. On November 10, Alia had saved up a total of

\$12,986.75. Her interest rate for each investment is listed below:

Dates	Interest Rate
March 2 to June 19	4.13%
June 19 to October 7	4.63%
October 7 to November 10	4.43%

How much did Alia originally invest on March 2? Assume that the principal and interest from a prior investment are both placed into the next investment.

- An accountant just received a payment from a client on January 26 in the amount of \$14,500. The cheque stub states the payment is to be applied toward the client's three outstanding loans. The three loans were for \$4,500 on May 12, \$6,750 on July 11, and \$8,000 on August 23. All loans are being charged simple interest of 6.85%. What is the remaining balance on the client's account?

43.

## : APPLICATION: SAVINGS ACCOUNTS AND SHORT-TERM GICS

---

44.

: APPLICATION: PROMISSORY NOTES

---

45.

: APPLICATION: LOANS

---

46.

## : APPLICATION: TREASURY BILLS & COMMERCIAL PAPERS

---

(When Governments and Businesses Borrow)

Where does the government go to borrow money? The evening news you are watching announces that Canada's national debt has ballooned from \$458 billion in 2008 to over \$654 billion in August 2012. This means the government has borrowed this money from somewhere. You begin to wonder where . . . it can't exactly walk into the country's largest bank (RBC) and ask for a \$654 billion loan! Although RBC is Canada's largest banking institution and in 2012 it ranked 70th on the *Forbes* Global 2000 list of the world's biggest public companies, it still does not have enough money to lend to the government. If a government cannot get a loan from a financial institution, then how do federal and provincial governments borrow money in such large amounts?

### **Treasury Bills: The Basics**

The answer lies in **treasury bills**, better known as T-bills, which are short-term financial instruments that both federal and provincial governments issue with maturities no longer than one year. Approximately 27% of the national debt is borrowed through T-bills.

Who purchases these T-bills? It is a two-tiered process. First, major investment companies and banks purchase the T-bills in very large denominations (such as \$1 million or \$10 million). Then these organizations break the T-bills down into bite-size chunks (such as \$1,000 denominations) and sell them to their customers and other investors like you and me, at a profit of course. In essence, it is you and I who finance the debt of Canada!

Here are some of the basics about T-bills:

- The Government of Canada regularly places T-bills up for auction every second Tuesday. Provincial governments issue them at irregular intervals.
- The most common terms for federal and provincial T-bills are 30 days, 60 days, 90 days, 182 days, and 364 days.

- T-bills do not earn interest. Instead, they are sold at a discount and redeemed at full value. This follows the principle of “buy low, sell high.” The percentage by which the value of the T-bill grows from sale to redemption is called the **yield** or rate of return. From a mathematical perspective, the yield is calculated in the exact same way as an interest rate is calculated, and therefore the yield is mathematically substituted as the discount rate in all simple interest formulas. Up-to-date yields on T-bills can be found at [www.bankofcanada.ca/en/rates/monmrt.html](http://www.bankofcanada.ca/en/rates/monmrt.html).
- The **face value of a T-bill** (also called *par value*) is the maturity value, payable at the end of the term. It includes both the principal and yield together.
- T-bills do not have to be retained by the initial investor throughout their entire term. At any point during a T-bill’s term, an investor is able to sell it to another investor through secondary financial markets. Prevailing yields on T-bills at the time of sale are used to calculate the price.


## Commercial Papers – The Basics

A **commercial paper** (or paper for short) is the same as a T-bill except that it is issued by a large corporation instead of a government. It is an alternative to short-term bank borrowing for large corporations. Most of these large companies have solid credit ratings, meaning that investors bear very little risk that the face value will not be repaid upon maturity.

For a corporation, papers tend to be a cheaper source of financing than borrowing from a bank. The yields paid to investors are less than the interest rate the corporation is charged by the bank. The corporation can also make its financing even cheaper by offering the commercial paper directly to investors to avoid intermediary brokerage fees and charges. Finally, commercial papers are not subject to strict financial requirements and registration, such as stocks and bonds require; therefore, they pose easy access to funds in the short-term for a corporation.

Commercial papers carry the same properties as T-bills. The only fundamental differences lie in the term and the yield:

- The terms are usually less than 270 days but can range from 30 days to 364 days. The most typical terms are 30 days, 60 days, and 90 days.
- The yield on commercial papers tends to be slightly higher than on T-bills since corporations do carry a higher risk of default than governments.



### How It Works

Mathematically, T-bills and commercial papers operate in the exact same way. The future value for both of these investment instruments is always known since it is the face value. Commonly, the two calculated variables are either the present value (price) or the yield (interest rate). The yield is explored later in this section. Follow these steps to calculate the price:

**Step 1:** The face value, yield, and time before maturity must be known. Draw a timeline if necessary, as illustrated below, and identify the following:

- The face value ( $S$ ).
- The yield ( $r$ ) on the date of the sale, which is always expressed annually. Remember that mathematically the yield is the same as the discount rate.
- The number of days ( $t$ ) remaining between the date of the sale and the maturity date. Count the first day but not the last day. Express the number of days annually to match the annual yield.

**Step 2:** Apply Formula 8.2, rearranging and solving for the present value, which is the price of the T-bill or commercial paper. This price is always less than the face value.

**TOP  
SECRET**

### Paths To Success

When you calculate the price of a T-bill or commercial paper, the only important pieces of information are the face value, the yield or discount rate *on the date of sale*, and how many days remain until maturity. Any prior history of the T-bill or commercial paper does not matter in any way. What the market rate was yesterday or last week or upon the date of issue does not impact today's price. Likewise, the number of days since the date of issue does not matter. What an investor paid for it three weeks ago is irrelevant. When calculating the price, pay attention only to the current market information and the future. Ignore the history!






**Give It Some Thought**

- All other variables remaining stable, what happens to the price (present value) of a T-bill or commercial paper if the discount rate increases?
- An investor purchases a T-bill when the yield is 3%. A few months later, the investor sells the T-bill when the yield has dropped to 2%. Will the investor realize a yield of 3%, more than 3%, or less than 3% on the investment?

<b>Example 8.6A: Price of a Treasury Bill</b>			
A Government of Canada 182-day issue T-bill has a face value of \$100,000. Market yields on these T-bills are 1.5%. Calculate the price of the T-bill on its issue date.			
<b>Plan</b>	Calculate the price that an investor will pay for the T-bill, or P.		
<b>Understand</b>	<table border="1" style="width: 100%;"> <tr> <td style="width: 50%;">                             What You Already Know                              Step 1: The T-bill maturity value, term, and yield are known: <math>S = \\$100,000</math>     <math>r = 1.5\%</math>     <math>t = 182/365</math> </td> <td style="width: 50%;">                             How You Will Get There                              Step 2: Apply Formula 8.2, rearranging for P.                         </td> </tr> </table>	What You Already Know Step 1: The T-bill maturity value, term, and yield are known: $S = \$100,000$ $r = 1.5\%$ $t = 182/365$	How You Will Get There Step 2: Apply Formula 8.2, rearranging for P.
	What You Already Know Step 1: The T-bill maturity value, term, and yield are known: $S = \$100,000$ $r = 1.5\%$ $t = 182/365$	How You Will Get There Step 2: Apply Formula 8.2, rearranging for P.	
<b>Perform</b>	Step 2: $\$100,000 = P(1 + 0.015 \times \frac{182}{365})$ $P = \frac{\$100,000}{1 + (0.015)(\frac{182}{365})} = \$99,257.61$		
<b>Present</b>	An investor will pay \$99,257.61 for the T-bill. If the investor holds onto the T-bill until maturity, the investor realizes a yield of 1.5% and receives \$100,000.		

<b>Example 8.6B: Selling a Commercial Paper during Its Term</b>	
Pfizer Inc. issued a 90-day, \$250,000 commercial paper on April 18 when the market rate of return was 3.1%. The paper was sold 49 days later when the market rate of return was 3.63%. Calculate the price of the commercial paper on its date of sale.	
<b>Plan</b>	Calculate the price that an investor pays for the commercial paper on its date of sale, or P.
<b>Understand</b>	<div style="display: flex; justify-content: space-between;"> <div style="width: 70%;"> <p>What You Already Know</p> <p>Step 1: Note that the historical rate of return of 3.1% is irrelevant to the price of the commercial paper today. The number of days elapsed since the date of issue is also unimportant. The number of days before maturity is the key piece of information. The commercial paper maturity value, term, and yield are:</p> <p><math>S = \\$250,000</math>      <math>r = 3.63\%</math>      <math>t = 90 - 49 = 41</math> days or 41/365</p> </div> <div style="width: 25%; border-left: 1px solid black; padding-left: 10px;"> <p>How You Will Get There Step 2: Apply Formula 8.2, rearranging for P.</p> </div> </div>
<b>Perform</b>	<p>Step 2: <math>\\$250,000 = P(1 + 0.0363 \times \frac{41}{365})</math></p> $P = \frac{\$250,000}{1 + (0.0363)(\frac{41}{365})} = \$248,984.76$
<b>Present</b>	An investor pays \$248,984.76 for the commercial paper on the date of sale. If the investor holds onto the commercial paper for 41 more days (until maturity), the investor realizes a yield of 3.63% and receives \$250,000.



**How It Works**

**Calculating a Rate of Return:** Sometimes the unknown value when working with T-bills and commercial

papers is the yield, or rate of return. In these cases, follow these steps to solve the problem:

**Step 1:** The face value, price, and time before maturity must be known. Draw a timeline if necessary, as illustrated below, and identify:

- The face value ( $S$ )
- The price on the date of the sale ( $P$ )
- The number of days ( $t$ ) remaining between the date of the sale and the maturity date. Count the first day but not the last day. Express the number of days annually so that the calculated yield will be annual.

**Step 2:** Apply Formula 8.3,  $I = S - P$ , to calculate the interest earned during the investment.

**Step 3:** Apply Formula 8.1,  $I = Prt$ , rearranging for  $r$  to solve for the interest rate (or yield or rate of return).

**TOP  
SECRET**

#### **Paths To Success**

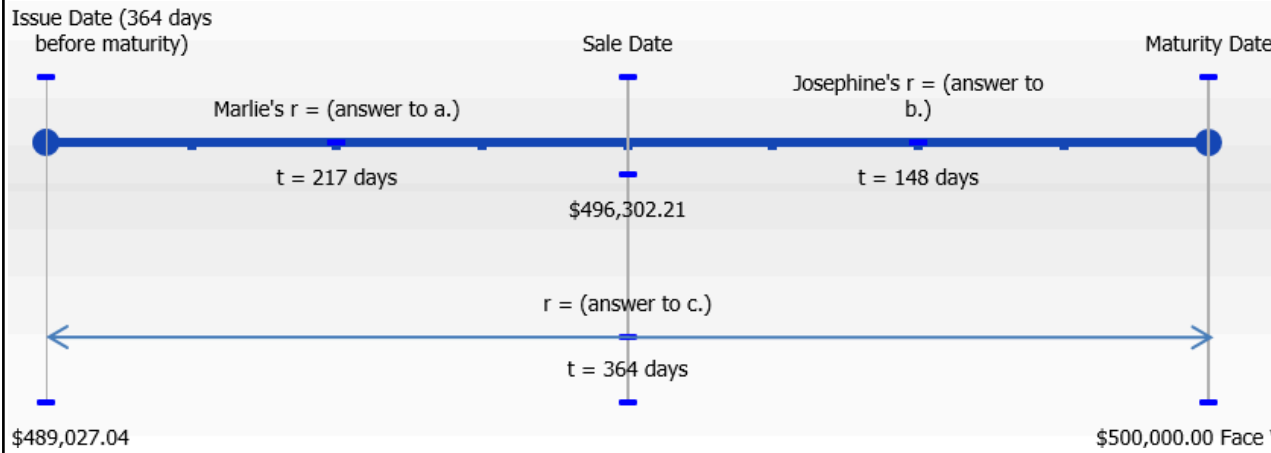
When you solve for yield, you will almost always find that the purchase price has been rounded to two decimals. This means the calculation of the yield is based on an imprecise number. The results are likely to show small decimals such as 3.4005%. In this example, the most likely yield is 3.40% with the 0.0005% appearing because of rounding. Yields on T-bills and commercial papers typically do not have more than two decimal places, which means that decimals in the third position or more are most likely caused by a rounding error and should be rounded off to two decimals accordingly.

**Example 8.6C: Figuring Out Rates of Return for Multiple Investors**

Marlie paid \$489,027.04 on the date of issue for a \$500,000 face value T-bill with a 364-day term. Marlie received \$496,302.21 when he sold it to Josephine 217 days after the date of issue. Josephine held the T-bill until maturity. Determine the following:  
 Marlie’s actual rate of return  
 Josephine’s actual rate of return  
 If Marlie held onto the T-bill for the entire 364 days instead of selling it to Josephine, what would his rate of return have been?  
 Comment on the answers to (a) and (c).

**Plan**  
 Calculate three yields or rates of return ( $r$ ) involving Marlie and the sale to Josephine, Josephine herself, and Marlie without the sale to Josephine. Afterwards, comment on the rate of return for Marlie with and without the sale.

<b>Understand</b>	What You Already Know Step 1: The present values, maturity value, and terms are known:			How You Will Get There Step 2: For each situation, calculate the $I$ by applying Formula 8.3. Step 3: For each situation, apply Formula 8.1, rearranging for $r$ . Step 4: Compare the answers for (a) and (c) and comment.
	a. Marlie with sale	b. Josephine	c. Marlie without sale	
	P = \$489,027.04	P = \$496,302.21	P = \$489,027.04	
	S = \$496,302.21	S = \$500,000.00	S = \$500,000.00	
	t = 217/365	364 – 217 = 147 days remaining t = 147/365	t = 364/365	



	a. Marlie with sale to Josephine	b. Josephine by herself	c. Marlie without sale to Josephine
Step 2: Calculate I	$I = \$496,302.21 - \$489,027.04 = \$7,275.17$	$I = \$500,000.00 - \$496,302.21 = \$3,697.79$	$I = \$500,000.00 - \$489,027.04 = \$10,972.96$
Step 3: Calculate r	$r = \frac{\$7,275.17}{(\$489,027.04) \left( \frac{217}{365} \right)} = 2.50\%$	$r = \frac{\$3,697.79}{(\$496,302.21) \left( \frac{148}{365} \right)} = 1.85\%$	$r = \frac{\$10,972.96}{(\$489,027.04) \left( \frac{364}{365} \right)} = 2.25\%$

**Present**

When Marlie sold the T-bill after holding it for 217 days, he realized a 2.50% rate of return. Josephine then held the T-bill for another 148 days to maturity, realizing a 1.85% rate of return. If Marlie hadn't sold the note to Josephine and instead held it for the entire 364 days, he would have realized a 2.25% rate of return.

Step 4: The yield on the date of issue was 2.25%. Marlie realized a higher rate of return because the interest rates in the market decreased during the 217 days he held it (to 1.85%, which is what Josephine is able to obtain by holding it until maturity). This raises the selling price of the T-bill. If his investment of \$489,027.04 grows by 2.25% for 217 days, he has \$6,541.57 in interest. The additional \$733.60 of interest (totalling \$7,275.17) is due to the lower yield in the market, increasing his rate of return to 2.50% instead of 2.25%.



## Section 8.6 Exercises

For each of the following questions, round all money to two decimals and percentages to four decimals.

## Mechanics

For questions 1–7, solve each of the following T-bills or commercial papers for the unknown variables (identified with a ?) based on the information provided.

	Purchase Price on Date of Issue	Term (days)	Yield	Face Value
1.	?	90	1.75%	\$100,000
2.	\$240,663.83	364	?	\$250,000
3.	?	270	5.67%	\$500,000
4.	\$295,796.45	182	?	\$300,000
5.	\$73,307.58	?	4.63%	\$75,000
6.	\$9,931.92	?	2.78%	\$10,000
7.	\$190,175.88	364	5.18%	?

## Applications

- A 60-day, \$90,000 face value commercial paper was issued when yields were 2.09%. What was its purchase price?
- A Government of Canada V39065 issue 90-day T-bill achieved its highest rate of return on May 24, 2000, with a yield of 5.74%. It realized its lowest rate of return on February 26, 2010, with a yield of 0.16%. Calculate the purchase price of a

\$100,000 T-bill on each of these dates. In dollars, how much more yield did an investor realize in 2000 than in 2010?

- A Government of Canada V121780 issue 364-day T-bill achieved its highest rate of return on May 17, 2000, with a yield of 6.31%. It realized its lowest rate of return on May 6, 2009, with a yield of 0.42%. Calculate the purchase price of a

\$55,000 T-bill on each of these dates. In dollars, how much more yield did an investor realize in 2000 than in 2009?

- Pawan is the marketing manager for Cyanamid Canada. His company will execute a marketing program half a year from now that requires a \$500,000 investment. If his finance department had \$485,000 to invest today into a 182-day

\$500,000 face value commercial paper yielding 4.55%, would it have enough money to purchase the commercial paper? Show calculations to support your answer.

- A 182-day Province of Manitoba T-bill with a face value of \$250,000 was issued 102 days ago, when the yield was 4.3%. What is its purchase price today if the current rate of return is 4.53%?
- William purchased a \$110,000 270-day commercial paper on its date of issue, when the yield was 3.89%. He sold it 178 days later when yields had increased to 4.03%. How much money did William earn on his investment?
- Dollar Thrifty Automotive Group issued a \$1,000,000, 180-day commercial paper. A bank purchased the paper for

\$975,560.21 on the issue date. What was the yield for the commercial paper on its issue date?

- A 90-day Province of Ontario T-bill with a \$35,000 face value matures on December 11. Farrah works for Hearthplace Industries and notices that the company temporarily has some extra cash available. If she invests the money on October 28, when the yield is 4.94%, and sells the T-bill on November 25, when the yield is 4.83%, calculate how much money Farrah earned and the rate of return she realized.
- On August 8, Harriet invested in a \$150,000 Canadian Wheat Board commercial paper on its date of issue with a 220-day term at a yield of 5.98%. On October 15, she sold the commercial paper to another investor when the current market rate was 5.75%. Calculate the amount of money earned and the rate of return realized.

### Challenge, Critical Thinking, & Other Applications

- Philippe purchased a \$100,000 Citicorp Financial 220-day commercial paper for \$96,453.93. He sold it 110 days later to Damien for \$98,414.58, who then held onto the commercial paper until its maturity date.
- What is Philippe's actual rate of return?
- What is Damien's actual rate of return?
- What is the rate of return Philippe would have realized if he had held onto the note instead of selling it to Damien?
- Comment on your answers to the above.
- Old

It is interesting to note another application of the percent change Formula 3.1. Recall,  $\Delta\% = \frac{\text{New} - \text{Old}}{\text{Old}}$

$\times 100$ . In the case of simple interest and solving for rate of return, assign  $S = \text{New}$ ,  $P = \text{Old}$ , and  $r = \Delta\%$ . Therefore, you rewrite the

$P$

formula as  $\Delta = \frac{S-P}{P} \times 100$ . It is critical to recognize that the  $r$  is based on the implied time period between the  $S$  and  $P$ .

If the  $S$  is 100 days after the  $P$ , then the  $r$  is a “% per 100 days.” Since  $r$  is expressed annually, you must convert it by dividing by the period and multiplying by 365. Recalculate questions 2 and 4, showing how to arrive at the same answer by using the percent change formula.

## Spreadsheet Applications

- Calculate the purchase price of a \$10,000 T-bill with a yield of 2.95% using different terms of 30 days, 60 days, 90 days, 182 days, and 364 days. What do you observe about the purchase price when comparing these various terms?
- Take a \$100,000, 364-day T-bill that had a rate of return of 4.73% upon issue.
- Calculate the purchase price on the date of issue, and also calculate the purchase price if the rate of return had been higher or lower by 1% on the date of issue.
- Repeat part (a) on the 120th day and the 240th day after the date of issue.
- Compare your answers to (a) and (b) above and comment on your findings.



# CHAPTER 8 SUMMARY

---

## Key Concepts Summary

### **Section 8.1: Principal, Rate, Time (How Does Interest Work?)**

- Calculating the amount of simple interest either earned or charged in a simple interest environment
- Calculating the time period when specific dates or numbers of days are involved
- Calculating the simple interest amount when the interest rate is variable throughout the transaction

### **Section 8.2: Moving Money Involving Simple Interest (Move and Nobody Gets Hurt)**

- Putting the principal and interest together into a single calculation known as maturity value
- Altering a financial agreement and establishing equivalent payments

### **Section 8.3: Application: Savings Accounts and Short-Term GICs (Safe and Secure)**

- How to calculate simple interest for flat-rate and tiered savings accounts
- How to calculate simple interest on a short-term GIC

### **Section 8.4: Application: Promissory Notes (A Promise Is a Promise)**

- The characteristics of a promissory note
- Calculating the maturity value of a promissory note
- Selling a promissory note before its maturity date

### **Section 8.5: Application: Loans (The Bank Comes Knocking)**

- Demand loans, their characteristics, and the common forms they take
- Establishing a repayment schedule for demand loans
- The characteristics of a student loan and how it is repaid

### Section 8.6 Application: Treasury Bills and Commercial Papers (When Governments and Businesses Borrow)

- The characteristics of treasury bills
- The characteristics of commercial papers
- Calculating the price of T-Bills and commercial papers
- Calculating the yield of T-Bills and commercial papers

## The Language of Business Mathematics

**accrued interest** Any interest amount that has been calculated but not yet placed (charged or earned) into an account. **commercial paper** A short-term financial instrument with maturity no longer than one year that is issued by large corporations.

**compound interest** A system for calculating interest that primarily applies to long-term financial transactions with a time frame of one year or more; interest is periodically converted to principal throughout a transaction, with the result that the interest itself also accumulates interest.

**current balance** The balance in an account plus any accrued interest.

**demand loan** A short-term loan that generally has no specific maturity date, may be paid at any time without any interest penalty, and where the lender may demand repayment at any time.

**discount rate** An interest rate used to remove interest from a future value.

**equivalent payments** Two payments that have the same value on the same day factoring in a fair interest rate.

**face value of a T-bill** The maturity value of a T-bill, which is payable at the end of the term. It includes both the principal and interest together.

**fixed interest rate** An interest rate that is unchanged for the duration of the transaction.

**future value** The amount of principal with interest at a future point of time for a financial transaction. If this future point is the same as the end date of the financial transaction, it is also called the *maturity value*.

**guaranteed investment certificate (GIC)** An investment that offers a guaranteed rate of interest over a fixed period of time.

**interest amount** The dollar amount of interest that is paid or earned.

**interest rate** The rate of interest that is charged or earned during a specified time period.

**legal due date of a note** Three days after the term specified in an interest-bearing promissory note is the date when a promissory note becomes legally due. This grace

period allows the borrower to repay the note without penalty in the event that the due date falls on a statutory holiday or weekend.

**maturity date** The date upon which a transaction, such as a promissory note, comes to an end and needs to be repaid. **maturity value** The amount of money at the end of a transaction, which includes both the interest and the principal together.

**present value** The amount of money at the beginning of a time period in a transaction. If this is in fact the amount at the start of the financial transaction, it is also called the *principal*. Or it can simply be the amount at some time earlier before the future value was known. In any case, the amount excludes the interest.

**prime rate** An interest rate set by the Bank of Canada that usually forms the lowest lending rate for the most secure loans.

**principal** The original amount of money that is borrowed or invested in a financial transaction.

**proceeds** The amount of money received from a sale.

**promissory note** An unconditional promise in writing made by one person to another person to pay a sum of money on demand or at a fixed or determinable future time.

**repayment schedule** A table that details the financial transactions in an account, including the balance, interest amounts, and payments.

**savings account** A deposit account that bears interest and has no stated maturity date.

**secured loan** Those loans that are guaranteed by an asset such as a building or a vehicle that can be seized to pay the debt in case of default.

**simple interest** A system for calculating interest that primarily applies to short-term financial transactions with a time frame of less than one year.

**student loan** A special type of loan designed to help students pay for the costs of tuition, books, and living expenses while pursuing postsecondary education.

**time period** The length of the financial transaction for which interest is charged or earned. It may also be called the term. **treasury bills** Short-term financial instruments with maturities no longer than one year that are issued by both federal and provincial governments.

**unsecured loan** Those loans backed up by the general goodwill and nature of the borrower.

**variable interest rate** An interest rate that is open to fluctuations over the duration of a transaction.

**yield** The percentage increase between the sale price and redemption price on an investment such as a T-bill or commercial paper.

## The Formulas You Need to Know

### *Symbols Used*

$S$  = maturity value or future value in dollars

$I$  = interest amount in dollars

$P$  = principal or present value in dollars

$r$  = interest rate (in decimal format)

$t$  = time or term

### ***Formulas Introduced***

Formula 8.1 Simple Interest:  $I = Prt$  (Section 8.1)

Formula 8.2 Simple Interest for Single Payments:  $S = P(1 + rt)$  (Section 8.2) Formula 8.3 Interest Amount for Single Payments:  $I = S - P$  (Section 8.2)

## Technology

### ***Calculator***

The following calculator functions were introduced in this chapter:

### ***Date Function***

- 2nd Profit to access.
- Enter two of the three variables (DT1, DT2, DBD) by pressing Enter after each input and using ? and ? to scroll through the display. The variables are:
  - DT1 = The starting date of the transaction
  - DT2 = The ending date of the transaction
  - DBD = The days between the dates, counting the first day but not the last, which is the time period of the transaction.
- ACT / 360 = A setting for determining how the calculator determines the DBD. In Canada, you should maintain this setting on ACT, which is the actual number of days. In other countries, such as the United States, they treat each year as having 360 days (the 360

setting) and each month as having 30 days. If you need to toggle this setting, press 2nd SET.

- Enter all dates in the format of MM.DDYY, where MM is the numerical month, DD is the day, and YY is the last two digits of the year. DD and YY must always be entered with both digits.
- Press CPT on the unknown (when it is on the screen display) to compute the answer.



## Chapter 8 Review Exercises

### Mechanics

- If \$4,000 is borrowed from April 3 to June 22 at a simple interest rate of 3.8%, how much interest is paid on the loan?
- A savings account pays flat-rate interest of 1.45%. If a balance of \$3,285.40 is maintained for the entire month of August, how much interest does the savings account earn?
- What is the legal due date and maturity value on that date for a 125-day \$51,000 promissory note issued on May 14 at
- A full-time student graduated from college on December 16, 2013, with \$26,500 in outstanding student loans. Calculate the interest accrued during his grace period if the prime rate is 4.7%.
- A 182-day \$1,000,000 Government of British Columbia T-bill was issued when the market rate of return was 4.21%. Calculate the purchase price of the T-bill on its issue date.
- If you place \$8,000 into a 300-day short-term GIC at Scotiabank earning 0.95% simple interest, how much will you receive when the investment matures?

### Applications

- Proper accounting procedures require accountants to separate principal and interest components on any loan. Allocate the principal and interest portions of a \$24,159.18 payment clearing a 147-day loan at 8.88%.
- Cadillac Fairview withdrew \$115,000 from its operating loan account on September 4 to perform some needed maintenance on one of its properties. The operating loan requires interest at prime + 3% and fixed \$25,000 monthly payments starting October 1. The company thinks it can make an additional payment of \$35,000 on November 18. The prime rate on the date of withdrawal was 3.6%, and it increased by 0.5% on October 27. Construct a full repayment schedule for this loan.
- As part of your financial plan for retirement, you purchased a 270-day \$25,000 commercial paper on its date of issue, July 14, when market yields were 2.94%. 234 days later, you sold the note when market yields were 2.76%. What rate of return did you realize on your investment?

- Alterna Savings and Bank offers a Daily Interest Savings Account with posted interest rates as indicated in the table below. The entire balance qualifies for the posted rate, and interest is calculated daily based on the closing balance.

Balance	Interest Rate
\$0–\$5,000.00	0.10%
\$5,000.01–\$10,000.00	0.15%
\$10,000.01–\$25,000.00	0.20%
\$25,000.01 and up	0.25%

BOS Designer Candles Inc. has an opening balance in July of \$17,500. Three deposits in the amounts of \$6,000, \$4,000, and \$1,500 were made on July 4, July 18, and July 22, respectively. Two withdrawals in the amount of \$20,000 and \$8,000 were made on July 20 and July 27, respectively. What interest for the month of July will Alterna deposit to the account on August 1?

- Shannon has a \$68,000 student loan when she graduates on August 28, 2014, and the prime rate is set at 4.9%. She will convert the interest to principal at the end of her grace period, and she elects to take the variable rate on her student loan. She sets her fixed monthly payment at \$1,400. The prime rate decreases by 0.5% on January 15 and rises by 0.75% on April 25. Compute the first six repayments of her repayment schedule. Calculate the total interest charged for both the grace period and the six payments combined.
- Sturm put \$48,700 into a 10-month term deposit, but needed to withdraw the funds after five months to deal with a family emergency. The credit union penalized him 2.35% off of his interest rate for the early withdrawal and deposited

\$49,602.98 into his account.

- What was Sturm's original interest rate?
- How much interest, in dollars, was he penalized for the early withdrawal?
- Jerry's Concrete allows his customers to create six-month promissory notes on any stamped concrete driveway project with interest at 8.9%. Three months after completing a \$17,300 job on March 2, 2014, Jerry had some liquidity problems and sold the promissory note to a financial institution at an interest rate of 10.35%. Calculate Jerry's proceeds on the sale.
- Three hundred days from now you will be departing on a backpacking trip through Europe. You need

\$4,000 in spending money to take with you. Today, you currently have saved \$3,960.

- If you place your money in consecutive 100-day short-term GICs earning 1.02%, will you meet your goal? Assume the full maturity values are reinvested into the next GIC.
- What would the interest rate need to be if you had placed your money into a single 300-day short-term GIC to reach your goal?

### Challenge, Critical Thinking, & Other Applications

- A credit union posts the following tiered interest rate structure for its savings accounts. Only each tier is subject to the posted rate and is computed using the daily *opening* balance in the account. Interest is deposited to the account on the last day of every month.

Balance	Interest Rate
\$0–\$4,000.00	0.15%
\$4,000.01–\$8,000.00	0.25%
\$8,000.01 and up	0.45%

On August 1, the opening balance was \$6,400. Three deposits of \$2,000, \$3,500, and \$1,500 were made on August 3, August 10, and August 27, respectively. Two withdrawals of \$7,000 and \$1,900 were made on August 6 and August 21, respectively. Compute the total interest earned for the month of August.

- Island Lakes Dental (ILD) found itself with an urgent need to replace its X-ray machine when its existing machine suddenly became inoperable. It borrowed \$43,000 on May 12 from its operating loan with interest set at prime + 2.4%. The prime rate was 2.75% and increased by 0.5% on June 5. The loan requires payment of the balance in full when the balance is less than \$5,000, or 10% of the current balance on the first of every month. ILD made payments of \$15,000 on

May 29 and \$21,000 on June 21. Create a full repayment schedule for its operating loan and calculate the total interest charged on the purchase.

- Pendragon Inc. has an operating loan with a balance of \$52,000 on September 1 with interest set at prime + 4.75%. On the first of every month the operating loan requires repayment of the accrued interest only. The current prime rate is 4.75% and will decrease to 4.25% on October 7. On September 15, it has a 270-day \$20,000 GIC with 3.8% interest maturing. On October 15, it has a 320-day \$18,000

- GIC with 3.68% interest maturing. It will use these maturing investments to pay down its operating loan. Construct a repayment schedule from September 1 to November 1 only.
- A 364-day, \$50,000 face value T-bill is issued when market yields are 2.85%. The T-bill is sold to another investor every 91 days until maturity, with yields of 3.1%, 2.98%, and 3.15% on each of the dates of sale, respectively. Compute the purchase price for each investor, including the date of issue. For each investor, calculate the actual rate of return realized on their investment.
  - Brant and Sylvia have a prime + 2.35% HELOC with a \$30,000 balance on March 1 with accrued interest payable on the first of every month. They also have a savings account with a \$10,000 balance on March 1 earning 0.85% payable on the first of every month. On March 18 they deposited \$4,000 into the savings account. On both March 5 and March 30 they transferred \$3,000 from their savings to their HELOC. Prime was initially at 3.75% but increased to 4.25% on March 22. Calculate the balance on April 1 in both the savings account and the HELOC.
  - Norbert is looking to make a short-term investment for 120 days with the \$25,000 he just inherited from his father's estate. His options are as follows. Compute the maturity values of each of the options and rank his choices.
  - Two back-to-back 60-day GICs earning 2.25% today, with a forecasted rate of 2.5% 60 days from now. Assume the full maturity value is rolled over into the next investment.
  - One 120-day GIC earning 2.35%.
  - A 90-day \$25,000 face value T-bill earning 2.28% followed by a 30-day \$25,000 face value T-bill earning a projected 2.38%. Assume any leftover funds are invested to earn 0.85% interest.



## CHAPTER 8 CASE STUDY

---

### Managing A Company's Investments

#### The Situation

As with most mid-size to large companies, Lightning Wholesale has a finance department to manage its money. The structure of Lightning Wholesale's financial plan allows each department to have its own bank account from which all expenses, purchases, and charges are deducted. This same account has all revenues and interest deposited into it.

The manager of the sporting goods department wants a summary of all interest amounts earned or charged to her department for the year 2013. This will allow her to better understand and assess the financial policies of the company and make any necessary changes for 2014.

#### The Data

Month	Total	Sales	Revenue	Cost	of	Goods	Sold	Operating																																			
January	\$1,798	\$2,102	\$156	February	\$2,407	\$2,242	\$100	March	\$2,568	\$2,606	\$222	April	\$2,985	\$2,719	\$258	May	\$3,114	\$2,831	\$269	June	\$3,242	\$2,887	\$280	July	\$3,306	\$3,363	\$286	August	\$3,852	\$4,203	\$333	September	\$4,815	\$6,306	\$525	October	\$7,222	\$11,210	\$625	November	\$12,839	\$8,408	\$1,111

December \$9,630 \$1,569 \$833

Select Dates	T-bill Yields	Prime rate
December 31, 2012	2.85%	4.25%
January 31, 2012	2.90%	4.25%
February 28, 2013	2.87%	4.25%
March 31, 2013	3.04%	4.75%
April 30, 2013	3.09%	4.75%
May 31, 2013	3.11%	4.75%
June 30, 2013	3.07%	4.75%
July 31, 2013	2.95%	4.50%
August 31, 2013	2.92%	4.50%
September 30, 2013	3.40%	5.00%
October 31, 2013	3.45%	5.00%
November 30, 2013	3.47%	5.00%

(All numbers in thousands of dollars)

## Important Information

- The balance in the sporting goods bank account on December 31, 2012, was \$2,245,636.45.
- The bank account permits a negative balance, which the bank treats as an operating loan. The interest rate on any operating loan is prime + 0.5%. Accrued interest is placed into the account on the last day of each month.
- When a positive balance exists, the bank pays interest at 0.85% on the first \$50,000 in the account and 1.2% only on the portion above \$50,000. Interest is deposited on the last day of each month.
- On the last day of each month, the finance department purchases T-bills in the market that will mature by the last day of the next month. The face value of T-bills are bought in denominations of exactly \$100,000 in a quantity as permitted by the current balance in the bank account. If the bank account has a negative balance (i.e., it is using its operating loan), no T-bills are purchased that month. For example, if the bank account has a balance of \$350,000 on March 31, three

\$100,000 T-bills will be purchased with 30 days left to maturity.

- Assume all revenues are deposited to the account at the end of the corresponding month.
- Assume all cost of goods sold and operating expenses are deducted at the end of the corresponding month.
- For simplicity, assume the balance in the bank account remains unchanged throughout each month.

## Your Tasks

The manager wants a report that summarizes the following information from December 31, 2012, to December 31, 2013:

- The total interest earned through T-bill investments.
- The total interest earned from the bank account.
- The total interest charged by any operating loans.
- The final balance in the bank account as of December 31, 2013, when no purchases of T-bills for January 2014 have been made.

In order to meet the manager's requirements, work through 2013 month by month starting from December 31, 2012, by following the steps below. Once arriving at December 31, 2013, use the answers to provide the four pieces of information requested by the manager.

- Using the opening balance, determine the face value of T-bills that can be purchased. If the balance is negative, no T-bills are purchased, so skip to step 4.
- Calculate the purchase price of the T-bills using the current market yield and the number of days until the end of the next month. The difference between the purchase price and the face value is the total interest earned for the month by T-bills.
- Deduct the purchase price of the T-bills from the balance in the account.
- Examine the account balance.
- If the balance is positive, calculate the interest earned for the month based on the tiered interest rate structure. This is the total interest earned by the investment for the month.
- If the balance is negative, charge interest to the account for the month using the interest rate charged by the bank. This is the total interest charged by the operating loan for the month.
- To figure out the balance at the end of the next month, take the balance from step 4, add the face value of the T-bills that are maturing at the end of the month, add any interest earned from the bank account (step 4a), deduct any interest charged on the operating loan (step 4b), add the revenues for the month, and deduct the expenses and cost of goods sold for the month.
- Go back to step 1 and repeat for the next month.
- When all months are complete, calculate the required totals and present the requested summary information to the manager.



## CHAPTER 9: COMPOUND INTEREST: WORKING WITH SINGLE PAYMENTS

---

### (A Dollar Today Is Not Worth a Dollar Tomorrow)

Do you dream of owning a home? What about a car or a home theatre system? Big purchases such as these require long-term financial planning. Compound interest means that you will pay substantially more money for your purchases or earn more money on investments than you would with simple interest.

Compound interest is used for most transactions lasting one year or more. In simple interest, interest is converted to principal at the end of the transaction. Therefore, all interest is based solely on the original principal amount of the transaction. **Compound interest**, by contrast, involves interest being periodically converted to principal throughout a transaction, with the result that the interest itself also accumulates interest. How significant is the interest when it compounds? Let's examine your big purchases from above:

- A home theatre system with the big-screen TV, Blu-Ray player, stereo surround sound, and more can retail for \$5,000. Did you know that if you put that amount on the retail store's 18% interest credit card and pay it off monthly for three years, you will pay over \$1,500 of compound interest?
- The average Canadian new car price is \$25,683.<sup>1</sup> Unless you have cash, you will join the ranks of other Canadians in taking six years to pay it off through \$450 monthly payments, resulting in almost \$7,000 of compound interest charges!
- The average Canadian home price is \$365,000,<sup>2</sup> though of course it varies widely across our country. If it takes 25 years to pay off your mortgage at 6% interest, your \$365,000 house becomes a \$700,000 acquisition thanks to compound interest. That is almost twice the original price!

And it is not any different for businesses. Whether they are local companies or multinational conglomerates they must invest and borrow at compound interest rates in their attempt to achieve long-term financial strategies. Some examples of these business activities include the following:

- Borrowing \$480,000 to open a new Tim Hortons' single restaurant franchise operation.<sup>3</sup>
- Spending \$1,000,000 on a fleet of rigs and semi-trailers for product distribution.
- Constructing new production plants or warehouses costing \$10,000,000 or more.

The money for these types of transactions does not appear out of thin air. It must be borrowed or taken from savings, and either approach involves compound interest.

Throughout the rest of this textbook, you will study compound interest as it relates to three distinct but interconnected concepts.

- Calculating interest on a single amount (called a lump-sum amount or single payment). Chapter 9 introduces the basic mathematics, which are applied in Chapter 10.
- Calculating interest on a series of regular, equal payments, called annuities. Chapter 11 introduces the basic mathematics, which are applied in Chapter 12.
- Specialized applications including amortization, mortgages, bonds, sinking funds, and internal rates of return are covered in Chapters 13 through 15.

Now turn the page to get started with the basics.

<sup>1</sup> [Statistics Canada, \*New Motor Vehicle Sales, June 2011\* \(Catalogue no. 63-007-X, p. 15\), accessed August 18, 2013, \[http://publications.gc.ca/collections/collection\\\_2011/statcan/63-007-X/63-007-x2011006-eng.pdf\]\(http://publications.gc.ca/collections/collection\_2011/statcan/63-007-X/63-007-x2011006-eng.pdf\).](http://publications.gc.ca/collections/collection_2011/statcan/63-007-X/63-007-x2011006-eng.pdf)

<sup>2</sup> [The Canadian Real Estate Association, "National Average Price Map," accessed September 27, 2013, <http://crea.ca/content/national-average-price-map>.](http://crea.ca/content/national-average-price-map)

9-333

<sup>3</sup> [Tim Hortons, "Frequently Asked Questions," accessed May 13, 2010, \[http://www.timhortons.com/ca/en/join/franchise\\\_ca\\\_faq.html\]\(http://www.timhortons.com/ca/en/join/franchise\_ca\_faq.html\).](http://www.timhortons.com/ca/en/join/franchise_ca_faq.html)

Creative Commons License (CC BY-NC-SA)      J. OLIVIER

## Outline of Chapter Topics

- : Compound Interest Fundamentals (What Can a Dollar Buy?) 9.2: Determining the Future Value (I Want to Pay Later)
  - 9.3: Determining the Present Value (I Want to Pay Earlier)
  - 9.4: Equivalent Payments (Let's Change the Deal)
- : Determining the Interest Rate (Is a Lot of Interest Accumulating or Just a Little?) 9.6: Equivalent and Effective Interest Rates (How Do I Compare Different Rates?) 9.7: Determining the Number of Compounds (How Far Away Is That?)

50.

## : COMPOUND INTEREST FUNDAMENTALS

---

(What Can a Dollar Buy?)

Five years ago you started a long-term GIC. The bank statement shows that you originally placed \$15,000 into the account earning 5.95% in annually compounded interest. You now have \$20,026.09. In the first year of the GIC, you earned

\$892.50 in interest. Subsequent years earned annual interest amounts of \$945.60, \$1,001.87, \$1,061.48, and finally

\$1,124.64. Of course, you like that the interest amount increased each year even though you did not make any more deposits to the GIC, but why did this happen?

### **The Concept of Compounding**

Simple Interest? Expressed in units of time (such as days, months, or years) Per unit of time (such as days, months, or years) At the end of the transaction's time frame

Compound Interest? Expressed as the number of times that interest is calculated Per calculation of interest With every calculation of interest

Simple interest, compound interest—what is the big difference? As you can see in the figure below, simple and compound interest calculations share the same fundamentals of time, interest rate, and placing interest into the account. But the accumulation is not the same, and over time the growth of compound interest will far outpace that of simple interest.

Characteristics

Principal

Time

Interest Rate

When Interest Is Placed into Account



In both forms of interest, the principal is the starting amount that accumulates interest for a length of time at a specified interest rate. But you calculate simple interest in direct proportion to the starting amount, the interest rate, and the time period, whereas the calculation for compound interest is, well, not so simple!

The critical difference is the placement of interest into the account. Under simple interest, you convert the interest to principal at the end of the transaction's time frame. For example, in a six-month simple interest GIC the balance in its account at any point before the maturity date is the original principal and nothing more. Only upon maturity does the interest appear. In contrast, a five-year compound interest GIC such as the one discussed in the section opener receives an interest deposit annually. After one year the principal increases from \$15,000 to \$15,892.50. This higher principal in the second year explains why the interest earned in the second year then increases as well.

Invest \$1,000 for 25 years at both 10% simple interest and 10% interest compounded annually. As demonstrated in the figure and table below, \$1,000 invested at 10% per year of simple interest has a \$3,500 balance after 25 years. This consists of the original \$1,000 principal plus \$2,500 in total interest (\$100 for each year the money was invested). However,

\$1,000 invested at 10% compounded annually has a balance of \$10,834.71, which is \$7,334.71 more! This difference is the result of interest being converted to principal and thus earning even more interest for you. A close examination of the first two years reveals the following:

- In the first year, both investments have a \$1,100 balance. With simple interest, the \$100 of interest remains as accrued interest and is not placed into the account while the principal remains at

\$1,000.  
With  
compou  
nd  
interest,  
the \$100  
of  
interest  
is

converted to principal, resulting in a \$1,100 principal for the second year.

- In the second year, the simple interest account still has a

\$1,000 principal, which earns another \$100 of interest ( $\$1,000 \times 10\% = \$100$ ). The account now

has \$1,000 of principal plus \$200 in accrued interest. The compound interest account earns 10% on the new principal of \$1,100, or \$110 of interest ( $\$1,100 \times 10\% = \$110$ ). This interest is placed into the account at the end of year two, making the principal \$1,210 for the third year . . . and so on.

End of Year	At 10% Simple Interest			At 10% Compound Interest		
	Principal	Accrued Interest	Balance	Principal	Accrued Interest	Balance
Start						\$1,000.00
1	\$1,000.00	\$100.00	\$1,100.00	\$1,000.00	\$100.00	\$1,100.00
2	\$1,000.00	\$200.00	\$1,200.00	\$1,100.00	\$110.00	\$1,210.00
3	\$1,000.00	\$300.00	\$1,300.00	\$1,210.00	\$121.00	\$1,331.00
4	\$1,000.00	\$400.00	\$1,400.00	\$1,331.00	\$133.10	\$1,464.10
5	\$1,000.00	\$500.00	\$1,500.00	\$1,464.10	\$146.41	\$1,610.51
	.....	.....	.....	.....	.....	.....
10	\$1,000.00	\$1,000.00	\$2,000.00	\$2,357.95	\$235.79	\$2,593.74
	.....	.....	.....	.....	.....	.....
15	\$1,000.00	\$1,500.00	\$2,500.00	\$3,797.50	\$379.75	\$4,177.25
	.....	.....	.....	.....	.....	.....
20	\$1,000.00	\$2,000.00	\$3,000.00	\$6,115.91	\$611.59	\$6,727.50
	.....	.....	.....	.....	.....	.....
25	\$1,000.00	\$2,500.00	\$3,500.00	\$9,849.73	\$984.98	\$10,834.71

Ultimately, as the principal in the compound interest account increases, the amount of interest earned also increases. Observe that the difference in the balance between simple interest and compound interest in the first five years is slight, but the gap widens over time.

## Compound Interest Rates

I  
f an  
equal  
amoun  
t of

principal  
invested for  
25  
years  
earns  
an  
interest rate  
of 9%  
compounded  
annually  
versus  
3%  
compounded  
annually,  
would  
the  
interest  
accumulated  
by the  
9%  
investment  
be  
three  
times  
as  
large?

I

n a  
*simple*  
*interest*  
enviro  
nment,  
this  
would  
be true  
since  
the  
princip  
al  
never  
change  
s:  
in  
each of  
the 25  
years  
the  
amoun  
ts of  
simple  
interest  
would  
be  
consta  
nt, and  
the  
amoun  
t for  
the 9%  
invest  
ment  
would  
be  
three

times larger than for the 3% investment. However, in *compound interest* each subsequent year's interest is compounded on an increasingly larger principal.

This chart shows \$1,000 invested at five different annual ly

compounded rates. Observe the following after 25 years:

- The investment at 9% compounded annually has a balance of \$8,623.08 compared to \$2,093.78 for the 3% compounded annually. Therefore, the interest earned is \$7,623.08 versus \$1,093.78, reflecting a ratio approximating 7 : 1.
- Comparing the 15% interest rate versus the 6% interest rate, many people imagine the final balances would be in the same ratio as the ratio of the rates, 15% : 6%, which simplifies to 2½ : 1. However, in the chart, the final balances are \$32,918.95 versus \$4,291.87, reflecting a ratio approximating 7⅔ : 1!

These examples illustrate that in compound interest scenarios, the ratio of interest earned is not directly proportionate to the numerical ratio of the interest rates. Higher interest rates result in higher interest amounts, therefore yielding more principal upon which future interest is earned. Over a long time period, this growth in the balance is exponential.

## How Often Interest Compounds

The examples so far have involved compound interest that has been compounded annually—the accrued interest is being converted to principal at the end of every year. But this is not the only option. Interest can be converted to principal at any frequency, including daily, weekly, monthly, quarterly (every three months), or semi-annually (every six months). Under any of these options the principal increases more frequently, which in turn results in more interest being earned.

The chart to the left illustrates the impact of different compounding frequencies

cies. In the case of monthly versus annual compounding, the monthly compounding increases the account balance every month whereas the annual compounding increases the balance once every 12 months. To understand why the monthly



compo  
und  
earns  
more  
interest,  
note  
that  
after  
each  
month  
the  
princip  
al  
increase  
s and  
therefor  
e

earns more interest. Each of the 12 increases is small on its own, but the cumulative effect is large: by having the interest deposited every month instead of every year, over the course of 25 years an additional  $\$41,544.12 - \$32,918.95 = \$8,625.17$  in interest is earned!

**TOP  
SECRET**

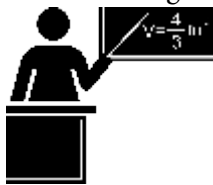
**Paths To Success**

The table below summarizes the desirable characteristics when either investing or borrowing.

Investing	Characteristic	Borrowing
Compound	<b>Type of Interest</b>	Simple
You want your interest to earn you more interest.		You don't want interest being converted to principal.
<b>Interest Rate</b>		
The higher the rate, the more you earn.		The lower the rate, the less you pay.
<b>Compounding</b>		
The more often it compounds, the more principal that can earn interest. A daily compound would be best!		The less often it compounds, the less principal that can earn interest. An annual compound would be best!
<b>Time (or Term)</b>		
As the principal continually grows, you earn more interest. Longer time frames are desirable.		You don't want the principal to grow and earn more interest. Short time frames are desirable.

## Calculating the Periodic Interest Rate

The first step in learning about investing or borrowing under compound interest is to understand the interest rate used in converting interest to principal. You commonly need to convert the posted interest rate to find the exact rate of interest earned or charged in any given time period.



### The Formula

Formula 9.1 involves four key concepts, which are explained next, to do with conversion of the interest rate.

**Formula 9.1 – Periodic Interest Rate: ?? =**

????

????

**CY is Compounds Per Year (Compounding Frequency):** The determination of CY involves two of the key concepts:

**Key Concept #1: The Compounding Period.** The amount of time that elapses between the dates of successive conversions of interest to principal is known as the **compounding period**. For example, a quarterly compounded interest rate converts interest to principal every three months. Therefore, the compounding period is three months.

**Key Concept #2: The Compounding Frequency.** The number of compounding periods in a complete year is known as the **compounding frequency**. For example, a quarterly compounded interest rate compounds every three months, or  $CY = 4$  times in a single year.

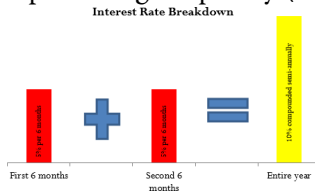
**IY is Nominal Interest Rate Per Year: Key Concept #3: The Nominal Interest Rate.** A compound interest rate consists of two elements: a nominal number for the annual interest rate, known as the **nominal interest rate**, and words that state the compounding frequency. For example, a 12% compounded quarterly interest rate is interpreted to mean that you accumulate 12% nominal interest per year but the interest is converted to principal every compounding period, or every three months. The word *nominal* is used because if compounding occurs more than once per year, the true amount of interest that you earn per year is greater than the nominal interest rate. Section 9.6 will help you calculate just how much more.

**i is Periodic Interest Rate: Key Concept #4: The Periodic Interest Rate.** The percentage of interest earned or charged at the end of each compounding period is called the periodic interest rate. You calculate it by taking the nominal interest rate and dividing by the compounding frequency. Continuing with the example of 12% compounded quarterly, it has a periodic interest rate of  $12\% \div 4 = 3\%$ . This means that at the end of every three months, you calculate 3% interest and convert it to principal.

### How It Works

To solve any question involving the periodic interest rate, follow these steps:

**Step 1:** Identify two of the three key variables—the nominal interest rate (IY), compounding frequency (CY), or periodic interest rate ( $i$ ).



**Step 2:** Substitute into Formula 9.1, rearranging if needed, and solve for the unknown variable. If you calculate the compound frequency (CY), you must convert the number back into the compounding words associated with the frequency. For example,  $CY = 2$  means twice per year and is stated as “semi-annually.”

An example involving the calculation of the periodic interest rate for “10% compounded semi-annually” illustrates these steps.

**Step 1:** The wording “semi-annually” means the compounding period is every six months. One year

contains two such compounding periods, making the compounding frequency twice per year, or  $CY = 2$ . The nominal annual interest rate is 10%, or  $IY = 10\%$ .

**Step 2:** Applying Formula 9.1, calculate the periodic interest rate as  $i = 10\% \div 2 =$

5%. Figure 9.6 illustrates that every six months 5% interest is converted to principal. You could look at the nominal interest rate for the year, 10%, as the total of the periodic interest rates for each of the two periods. But remember, unlike with simple interest, the actual interest amount here will increase from one period to the next.



### Important Notes

When you express a compound interest rate, you must always state the words for the compounding frequency along with the nominal annual number. For example, you must say “10% compounded semi-annually” and not just “10%.” In the absence of an explicit compounding frequency, the number is interpreted by default to mean “compounded annually” except if an industry standard dictates otherwise. For example, in the case of mortgages in Canada, the default is semi-annual compounding, so when you hear of a 10% mortgage, you should assume it to be 10% compounded semi-annually. But in most industries “10%” with no words generally means “10% compounded annually.”

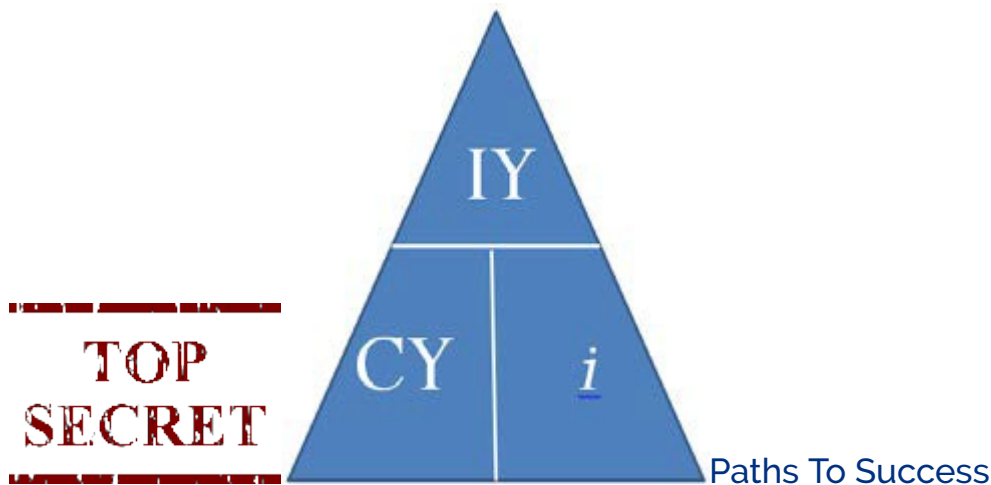


### Things To Watch Out For

It is common to confuse the compounding period and the compounding frequency. The table below shows the relationship between compounding periods and frequencies. Remember that to calculate the periodic interest rate you need the compounding frequency, not the compounding period.

Common Compounds	Compounding Period	Compounding Frequency (CY)
Annually	Every year	1
Semi-annually	Every 6 months	2
Quarterly	Every 3 months	4
Monthly	Every 1 month	12
Weekly	Every 1 week	52*
Daily	Every day	365*

\*Note that although there are not exactly 52 weeks in a year and there are 366 days in a leap year, it is common practice to use these values for compounding frequency.



For ease of manipulation, you can remember the rearrangement of Formula 9.1 using the triangle technique once again. Recall that as long as you know any two pieces of the puzzle, you can solve for the third.



**Give It Some Thought**

- If you are investing money, what interest characteristics should you seek out?

- If you are borrowing money, what interest characteristics should you seek out?
- Of 10% compounded semi-annually or 10% compounded monthly, which earns more interest?
- If you invested a principal at the same compounded interest rate for 20 years, would the amount of interest earned in the second 10 years be less than twice, exactly twice, or more than twice the interest earned during the first 10 years?
- John has an interest rate of 4% compounded annually while Dwayne is earning 8% compounded annually. If both people placed the same principal into their investments for 25 years, would Dwayne have twice, less than twice, or more than twice as much money as John?
- Of 10% simple interest or 10% interest compounded annually, which earns more interest over time?
- Of the periodic interest rate or the nominal interest rate, which is always at least as large as the other?

**Example 9.1A: The Periodic Interest Rate**

Calculate the periodic interest rate for the following nominal interest rates:

- a. 9% compounded monthly      b. 6% compounded quarterly

<b>Plan</b>	For each question, calculate the periodic interest rate ( $i$ ).	
<b>Understand</b>	<p>What You Already Know</p> <p>Step 1: For each question, use the following nominal interest rate and compounding frequency:</p> <p>IY = 9%      CY = monthly = 12 times per year          IY = 6%      CY = quarterly = 4 times per year</p>	<p>How You Will Get There</p> <p>Step 2: For each question apply Formula 9.1.</p>
<b>Perform</b>	<p>a. <math>9\% = \frac{9\%}{12} = 0.75\%</math> per month</p> <p>b. <math>6\% = \frac{6\%}{4} = 1.5\%</math> per quarter</p>	
<b>Present</b>	<p>Nine percent compounded monthly is equal to a periodic interest rate of 0.75% per month. This means that interest is converted to principal 12 times throughout the year at the rate of 0.75% each time.</p> <p>Six percent compounded quarterly is equal to a periodic interest rate of 1.5% per quarter. This means that interest is converted to principal 4 times (every three months) throughout the year at the rate of 1.5% each time.</p>	



**Example 9.1B: The Nominal Interest Rate**

Calculate the nominal interest rate for the following periodic interest rates:

- a.  $0.583\%$  per month      b.  $0.05\%$  per day

**Plan**

For each question, calculate the nominal interest rate (IY).

**Understand**

What You Already Know

Step 1: For each question, use the following periodic interest rate and compounding frequency:

$$i = 0.583\% \quad \text{CY} = \text{monthly} = 12 \text{ times per year}$$

$$i = 0.05\% \quad \text{CY} = \text{daily} = 365 \text{ times per year}$$

How You Will Get There

Step 2: For each question, apply Formula 9.1 and rearrange for IY.

**Perform**

$$\text{a. } 0.583\% = i \quad \text{IY} = 0.583\% \times 12 = 7\% \text{ compounded monthly}$$

$$\text{b. } 0.05\% = i \quad \text{IY} = 0.05\% \times 365 = 18.25\% \text{ compounded daily}$$

**Present**

A periodic interest rate of  $0.583\%$  per month is equal to a nominal interest rate of  $7\%$  compounded monthly.

A periodic interest rate of  $0.05\%$  per day is equal to a nominal interest rate of  $18.25\%$  compounded daily.

<b>Example 9.1C: Compounds per Year</b>			
Calculate the compounding frequency for the following nominal and periodic interest rates: nominal interest rate = 6%, periodic interest rate = 3% nominal interest rate = 9%, periodic interest rate = 2.25%			
<b>Plan</b>	For each question, calculate the compounding frequency (CY) and convert the calculated number to words.		
<b>Understand</b>	<table border="1" style="width: 100%; border-collapse: collapse;"> <tr> <td style="width: 50%; padding: 5px;"> <b>What You Already Know</b>            Step 1: For each question, use the following nominal and periodic interest rates:            a. <math>IY = 6\%</math>      <math>i = 3\%</math>            b. <math>IY = 9\%</math>      <math>i = 2.25\%</math> </td> <td style="width: 50%; padding: 5px;"> <b>How You Will Get There</b>            Step 2: For each question, apply Formula 9.1 and rearrange for CY.         </td> </tr> </table>	<b>What You Already Know</b> Step 1: For each question, use the following nominal and periodic interest rates: a. $IY = 6\%$ $i = 3\%$ b. $IY = 9\%$ $i = 2.25\%$	<b>How You Will Get There</b> Step 2: For each question, apply Formula 9.1 and rearrange for CY.
<b>What You Already Know</b> Step 1: For each question, use the following nominal and periodic interest rates: a. $IY = 6\%$ $i = 3\%$ b. $IY = 9\%$ $i = 2.25\%$	<b>How You Will Get There</b> Step 2: For each question, apply Formula 9.1 and rearrange for CY.		
<b>Perform</b>	$3\% = 6\%$ $CY = 6\% = 2$ compounds per year = semi-annually CY            3% $2.25\% = 9\%$ $CY = 9\% = 4$ compounds per year = quarterly ????      2.25%		
<b>Present</b>	<p>For the nominal interest rate of 6% to be equal to a periodic interest rate of 3%, the compounding frequency must be twice per year, which means a compounding period of every six months, or semi-annually.</p> <p>b. For the nominal interest rate of 9% to be equal to a periodic interest rate of 2.25%, the compounding frequency must be four times per year, which means a compounded period of every three months, or quarterly.</p>		



## Section 9.1 Exercises

For each of the following questions, round all percentages to four decimals where needed.

### Mechanics

For questions 1–9, solve for the unknown variables (identified with a ?) based on the information provided.

	Nominal Interest Rate	Compounding Frequency	Periodic Interest Rate
1.	7.2%	Monthly	?
2.	5.85%	Semi-annually	?
3.	?	Quarterly	1.95%
4.	?	Daily	0.08%
5.	9.2%	?	2.3%
6.	5.5%	?	0.4583% $\diamond$
7.	?	Annually	14.375%
8.	3.9%	Quarterly	?
9.	20.075%	?	0.055%

## Applications

- Calculate the periodic interest rate if the nominal interest rate is 7.75% compounded monthly.
  - Calculate the compounding frequency for a nominal interest rate of 9.6% if the periodic interest rate is 0.8%.
  - Calculate the nominal interest rate if the periodic interest rate is 2.0875% per quarter.
  - Lori hears her banker state, “We will nominally charge you 10.68% on your loan, which works out to 0.89% of your principal every time we charge you interest.” What is her compounding frequency?
  - You just received your monthly MasterCard statement and note at the bottom of the form that interest is charged at 19.5% compounded daily. What interest rate is charged to your credit card each day?
- 
- Larry just purchased a new Ford Mustang from his local Ford dealer. His contract states that he will be charged interest at  
0.6583% $\diamond$  per month. What is his nominal interest rate?

## Challenge, Critical Thinking, & Other Applications

- Betty just signed a contract for her business that will allow her to make interest-only payments for the next 12 months. If her interest rate is 12% compounded monthly and her outstanding principal is \$5,000, how much will she pay in interest every month?
- Geoff is shopping around for a car loan. At three different websites he saw posted rates of 6.14% compounded semi-annually, 3.06% compounded per six months, and 1.49% compounded every quarter. Which is the lowest nominal rate?
- After a period of three months, Alese saw one interest deposit of \$176.40 for a principal of \$9,800. What nominal rate of interest is she earning?
  
- Take a nominal interest rate of 10.4% and convert to its matching periodic interest rate if interest is compounded semi-annually, quarterly, monthly, or daily.
- Take a periodic interest rate of 1.1% and convert to its matching nominal interest rate if the compounding period is per month, per quarter, or per six months.

## : DETERMINING THE FUTURE VALUE

---

### (I Want To Pay Later)

Your company has an employee assistance plan through which employees can borrow funds at 12% compounded semi-annually, much like a loan from a bank, then repay the money at their convenience. An employee who borrowed \$4,000 two years ago has been unable to repay the loan until today. As the human resources manager in charge of the assistance plan, you must tell him the exact amount he needs to pay to return his balance to zero. How do you do this?

Now that you know how to calculate the periodic interest rate, you can compute compound interest. This chapter focuses on single amounts, also called lump-sum amounts. This knowledge will form the basis for you to work with compound interest on a series of payments, which will be covered in Chapters 11 through 15. Investing the time now to understand these fundamentals will reap dividends as you proceed in your studies of business mathematics.

### Future Value Calculations with No Variable Changes

The simplest future value scenario for compound interest is for all of the variables to remain unchanged throughout the entire transaction. To understand the derivation of the formula, continue with the opening scenario. If the money was borrowed two years ago, then the employee will owe two years of compound interest in addition to the original principal of

2

\$4,000. That means  $PV = \$4,000$ . The compounding frequency is semi-annually, or twice per year, which makes the periodic interest rate  $i = \frac{12\%}{2} = 6\%$ . Therefore, after the first six months, your employee has 6% interest converted to principal. This a future value, or FV, calculated as follows:

$$\begin{aligned} \text{Principal after one compounding period (six months)} &= \text{Principal plus interest} \\ \text{FV} &= PV + i(PV) \\ &= \$4,000 + 0.06(\$4,000) \\ &= \$4,000 + \$240 = \$4,240 \end{aligned}$$

Now proceed to the next six months. The future value after two compounding

periods (one year) is calculated in the same way. Note that the equation  $FV = PV + i(PV)$  can be factored and rewritten as  $FV = PV(1 + i)$ .

$$FV \text{ (after two compounding periods)} = PV(1 + i) = \$4,240(1 + 0.06) = \$4,240(1.06) = \$4,494.40$$

Since the  $PV = \$4,240$  is a result of the previous calculation where  $PV(1 + i) = \$4,240$ , the following algebraic substitution is possible:

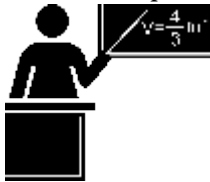
$$FV = PV(1 + i)(1 + i) = \$4,000(1.06)(1.06) = \$4,240(1.06) = \$4,494.40$$

Applying exponent rules from Section 2.4 and

simplifying it algebraically, you get:

$$FV = PV(1 + i)(1 + i) = PV(1 + i)^2$$

Do you notice a pattern? With one compounding period, the formula has only one  $(1 + i)$ . With two compounding periods involved, it has two factors of  $(1 + i)$ . Each successive compounding period multiplies a further  $(1 + i)$  onto the equation. This makes the exponent on the  $(1 + i)$  exactly equal to the number of times that interest is converted to principal during the transaction.



### The Formula

First, you need to know how many times interest is converted to principal throughout the transaction. You can then calculate the future value. Use Formula 9.2 to determine the number of compound periods involved in the transaction

Formula 9.2 – Number of Compound Periods For Single Payments:  $N = CY \times \text{Years}$  129 months is 19 years. **Years** is Number of Years in Transaction (The Term): Multiply the compounding frequency by the term of the transaction, expressed as a number of years. Express partial years as mixed fractions. For example, 1 year and **CY** is Compounds per year (Compound Frequency): Recall that the compounding frequency represents how many compound periods fall within a single year. The words that accompany the nominal interest rate determine this number. **N** is Number of Compound Periods: This is the measure of time. Calculating the maturity value requires knowing how many times interest is converted to principal throughout the transaction. Whereas simple interest expresses time in years, note that compound interest requires time to be expressed in periods.

Once you know  $N$ , substitute it into Formula 9.3, which finds the amount of principal and interest together at the end of the transaction, or the maturity value.

Formula 9.3 – Compound Interest For Single Payments:  $FV = PV(1 + i)^N$  How It Works  $N$  is Number

of Compound Periods: From Formula 9.2, this is the total number of compound periods involved in the term of the transaction. The  $(1+i)^N$  performs the actual compounding of the money. The  $(1 + i)$  determines the percent increase in the principal while the exponent (N) compounds the increase an appropriate number of times.  $i$  is Periodic Interest Rate: From Formula 9.1, the principal accrues interest at this rate every compounding period. For accuracy, you should never round this number. FV is Future Value or Maturity Value: This is the principal and compound interest together at the future point in time. PV is Present Value or Principal: This is the starting amount upon which compound interest is calculated. If this is in fact the amount at the start of the financial transaction, it is also called the principal. Or it can simply be the amount at some earlier point in time. In any case, the amount excludes the future interest.

Follow these steps to calculate the future value of a single payment:

**Step 1:** Read and understand the problem. If necessary, draw a timeline similar to the one here identifying the present value, the nominal interest rate, the compounding, and the term.

**Step 2:** Calculate the periodic interest rate ( $i$ ) from Formula 9.1.

**Step 3:** Calculate the total number of compound periods (N) from Formula 9.2.

**Step 4:** Solve Formula 9.3.

2

Revisit the employee who had \$4,000 outstanding for two years with interest at 12% compounded semi-annually. Step 1: Calculate the amount of the loan after two years (FV). Observe that PV = \$4,000, IY = 12%, CY = 2 (every six months or twice per year), and Years = 2.

Step 2: According to Formula 9.1,  $i = \frac{12\%}{2} = 6\%$ . Thus, interest at a rate of 6% is converted to principal at the end of each compounding period of six months.

Step 3: Applying Formula 9.2,  $N = CY \times \text{Years} = 2 \times 2 = 4$ . Interest is converted to principal four times over the course of the two-year term occurring at the 6, 12, 18, and 24 month marks.

Step 4: Calculate the maturity value using Formula 9.3:

$$FV = \$4,000(1 + 0.06)^4 = \$5,049.91$$

To pay off the loan the employee owes \$5,049.91.



### Important Notes

**Calculating the Interest Amount:** In any situation of lump-sum compound interest, you can isolate the interest amount using an adapted Formula 8.3:

$$I = S ? P \text{ becomes } I = FV ? PV$$

Using your employee's \$4,000 loan with a future repayment of \$5,049.91, the interest paid is calculated as  $I = \$5,049.91 ? \$4,000.00 = \$1,049.91$



This formula applies only to compound interest situations involving lump-sum amounts. If regular payments are involved, this is called an annuity, for which a modified version of the interest formula will be introduced in Chapter 11.

**The BAI Plus Calculator:** Your BAI Plus calculator is a business calculator pre-programmed with compound interest formulas. These functions are called the “time value of money” buttons. The compound interest buttons are found in two areas of the calculator, as shown in the photo.



- The five buttons located on the third row of the calculator are five of the seven variables required for time value of money calculations. This row's buttons are different in colour from the rest of the buttons on the keypad. The table on the next page relates each button to formula symbols used in this text along with what each button represents and any data entry requirements.

Calculator Symbol	Formula Symbol	Characteristic	Data Entry Requirements
<b>N</b>	N	The number of compounding periods (from Formula 9.2)	An integer or decimal number; no negatives
<b>I/Y</b>	IY	The nominal interest rate per year	Percent format without the % sign (i.e., 7% is just 7)
<b>PV</b>	PV	Present value or principal	An integer or decimal number
<b>PMT</b>	PMT	Used for annuity payment amounts (covered in Chapter 11) and is not applicable to lump-sum amounts; it needs to be set to zero for lump-sum calculations	An integer or decimal number
<b>FV</b>	FV	Future value or maturity value	An integer or decimal number

To enter any information into any one of these buttons, key in the data first and then press the appropriate button. For example, if you want to enter  $N = 34$ , then key in 34 followed by pressing N.

- Since frequency and interest rates are related, as shown in Formula 9.1, the frequency function is logically placed above the I/Y button and it is labelled P/Y. This function addresses compound interest frequencies, such as the compounding frequency. Access the function by pressing 2nd P/Y to find the entry fields shown in the table below, which you can scroll through using the  $\leftarrow$  and  $\rightarrow$  arrow buttons. To exit the P/Y window, press 2nd Quit.

Calculator Symbol	Formula Symbol	Characteristic	Data Entry Requirements
P/Y	PY	Annuity payments per year (payment frequency is introduced in Chapter 11); when working with lump-sum payments and not annuities, the calculator requires this variable to be set to match the C/Y	A positive, nonzero number only
C/Y	CY	Compounds per year (compounding frequency)	A positive, nonzero number only

The table relates each window variable to the formula symbols along with what each button represents and its data entry requirements. To enter information into these variables, key in the data first and then press Enter. For example, to enter a compounding frequency of 4, press 4 while C/Y is on your screen and then press Enter. Most commonly the P/Y and C/Y are the same number, as demonstrated in later chapters. Therefore, the calculator's built-in shortcut feature automatically copies any value entered into the P/Y variable to the C/Y variable. If the P/Y and C/Y are not the same, you can scroll down and re-enter the C/Y as needed.

**BAlI Plus Cash Flow Sign Convention.** An investment and a loan are very different. An investment earns interest and the principal increases over time. A loan is charged interest but is usually paid off through payments, resulting in the principal decreasing over time. Notice that nowhere on the calculator is there a button to enter this critical piece of information. How does the calculator distinguish between the two? You must apply a principle called the cash flow sign convention to the PV, PMT, and FV buttons:

- If you have money leaving your possession and going somewhere else (such as being put into an investment or making a payment against a loan), you must enter the number as a **NEGATIVE** number.
- If you have money coming into your possession and you are receiving it (such as borrowing money from the bank or having an investment mature and pay out to you), you must enter the number as a **POSITIVE** number.

When  
doing  
financial  
calculation

s it is  
important  
to “be  
somebody  
” in the  
transactio  
n. In any  
compound  
interest

scenario, two parties are always involved—somebody is investing and somebody is borrowing. From this standpoint, think about whether the money leaves you or comes at you. This will help you place the correct sign in front of the PV, PMT, and FV when using your calculator. Who you are will not change the numbers of the transaction, just the cash flow sign convention.

- If you borrow money from your friend and then pay it back, the initial loan is received by you and hence entered as a positive PV for you. As you pay back the loan, money leaves you and therefore the FV is negative for you.
- Taking the other side of the coin and being your friend, the loaning of money is a negative PV for him. When you repay the loan, your friend receives it and therefore results in a positive FV for him.

Notice that the PV and FV always have opposite signs. Investments must always mature, providing a payback to the investor. Loans must always be repaid.

**BAlI Plus Memory:** Your calculator has permanent memory. Once you enter data into any of the time value buttons it is permanently stored until

- You override it by entering another piece of data and pressing the button;
- You clear the memory of the time value buttons by pressing 2nd CLR TVM before proceeding with another question; or
- The reset button on the back of the calculator is pressed.

This permanent storage is an advantage in multistep compound interest

problems. If any piece of information remains constant from step to step, you need to enter it only once.

**BAlI Plus Keying in a Question:** Seven variables are involved with compound interest. To solve any compound interest question, you must key in six of them. To solve for the missing variable, press CPT followed by the variable. For example, if solving for future value, press CPT FV.

Returning to the employee loan example where a \$4,000 loan was taken for two years at 12% interest compounded semi-annually, recall that  $N = 4$ ,  $I/Y = 12$ ,  $PV = \$4,000$ , and  $CY = 2$ . Assuming the role of the employee, you would key in the problem in the following sequence:

- 2nd CLR TVM (clear the memory; this is not required, but it reduces the chance of using stale data)
- 4 N (total number of compounding periods)
- 12 I/Y (the nominal interest rate)
- 4000 PV (a positive since the employee received the money from the company)
- 0 PMT (you will not use this button until you get to annuities in Chapter 11)
- 2nd P/Y (to open the frequency window)
- 2 Enter (the P/Y and C/Y are the same when working with lump-sum amounts; by entering the C/Y here, you simultaneously set both variables to the same number)
- 2nd Quit (to close the window)
- CPT FV

Answer: ?5,049.91 (it is negative since the employee owes this money)



### Things To Watch Out For

The most common error in the application of Formula 9.3 is to substitute the nominal interest rate for the periodic interest rate. Hence, for 12% compounded semi-annually you might inadvertently use a mistaken value of  $i = 0.12$  instead of the appropriate  $i = 0.06$ . Formula 9.3 encompasses Formulas 9.1 and 9.2. If you write Formula 9.3 without requiring any substitution it appears as follows:

$$FV = PV(1 + IY)^{CY \times \text{Years}}$$

Although you could use this equation instead of the one presented in Formula

9.3, most students find it best to use the sequence of three formulas. This requires the systematic approach involved in steps 2 to 4 of the process:

- Calculate  $i$ .
- Calculate  $N$ .
- Calculate  $FV$ .

Use the phrase “**iN** the **F**uture” to remember this process.

## TOP SECRET

### Paths To Success

When you compute solutions on the BAII Plus calculator, one of the most common error messages displayed is “Error 5.” This error indicates that the cash flow sign convention has been used in a manner that is financially impossible. Some examples of these financial impossibilities include loans with no repayment or investments that never pay out. In these cases, the  $PV$  and  $FV$  have been incorrectly set to the same cash flow sign.



### Give It Some Thought

- Using the concept of “number of compound periods,” explain why a five-year investment earning 8% compounded monthly has a higher maturity value than an investment earning 8% compounded annually.
- Explain why Formula 9.3,  $FV = PV(1 + i)^N$ , places the number of compound periods into the exponent.

<b>Example 9.2A: Making an Investment</b>															
If you invested \$5,000 for 10 years at 9% compounded quarterly, how much money would you have?															
<b>Plan</b>	Calculate the principal and the interest together, which is called the maturity value (FV).														
<b>Understand</b>	<div style="display: flex; justify-content: space-between;"> <div style="width: 45%;"> <p>What You Already Know</p> <p>Step 1: The principal, interest rate, and term, as illustrated in the timeline, are known.</p> </div> <div style="width: 45%;"> <p>How You Will Get There</p> <p>Step 2: Calculate the periodic interest by applying Formula 9.1.</p> <p>Step 3: Calculate the number of compound periods by applying Formula 9.2.</p> <p>Step 4: Calculate the maturity value by applying Formula 9.3.</p> </div> </div> <div style="text-align: center; margin-top: 10px;"> </div>														
<b>Perform</b>	<div style="display: flex; justify-content: space-between;"> <div style="width: 45%;"> <p>Step 2: <math>?? = 9\% = 2.25\% = 0.0225</math></p> <p style="text-align: center;"><math>\frac{4}{4}</math></p> <p>Step 3: <math>N = 4 \times 10 = 40</math></p> <p>Step 4: <math>FV = \\$5,000(1 + 0.0225)^{40} = \\$12,175.94</math></p> </div> <div style="width: 45%;"> <p>Calculator Instructions</p> <table border="1" style="width: 100%; border-collapse: collapse; text-align: center;"> <thead> <tr> <th>N</th> <th>I/Y</th> <th>PV</th> <th>PMT</th> <th>FV</th> <th>P/Y</th> <th>C/Y</th> </tr> </thead> <tbody> <tr> <td>40</td> <td>9</td> <td>-5,000</td> <td>0</td> <td>Answer: \$12,175.94</td> <td>4</td> <td>4</td> </tr> </tbody> </table> </div> </div>	N	I/Y	PV	PMT	FV	P/Y	C/Y	40	9	-5,000	0	Answer: \$12,175.94	4	4
N	I/Y	PV	PMT	FV	P/Y	C/Y									
40	9	-5,000	0	Answer: \$12,175.94	4	4									
<b>Present</b>	After 10 years, the principal grows to \$12,175.94, which includes your \$5,000 principal and \$7,175.94 of compound interest.														


## Future Value Calculations with Variable Changes

What happens if a variable such as the nominal interest rate, compounding frequency, or even the principal changes somewhere in the middle of the transaction? Formula 9.3 produces the correct final answer only when all variables remain unchanged. To illustrate this situation, assume your company modified its employee assistance plan one year after the money was borrowed, changing the interest rate in the second year from 12% compounded semi-annually to 12% compounded quarterly. Now how do you calculate the future value?

When any variable changes, you must break the timeline into separate time fragments at the point of the change. This timeline format is similar to those used

in Section 8.1, involving variable simple interest rates. The timeline illustrates the employee's new scenario.

Solving for the unknown FV on the right of the timeline means that you must start at the left side of the timeline. To arrive at the solution, you need to work from left to right one time segment at a time using Formula 9.3. As noted on the timeline, at the one-year point the future value of the first time segment then becomes the present value for the second time segment since the interest is not just accrued but actually placed into the account.



### How It Works

Follow these steps when variables change in calculations of future value based on lump-sum compound interest:

**Step 1:** Read and understand the problem. Identify the present value. Draw a timeline broken into separate time segments at the point of any change. For each time segment, identify any principal changes, the nominal interest rate, the compounding frequency, and the length of the time segment in years.

**Step 2:** For each time segment, calculate the periodic interest rate ( $i$ ) using Formula 9.1.

**Step 3:** For each time segment, calculate the total number of compound periods ( $N$ ) using Formula 9.2.

**Step 4:** Starting with the present value in the first time segment (starting on the left), solve Formula 9.3.

**Step 5:** Let the future value calculated in the previous step become the present value for the next step. If the principal changes, adjust the new present value accordingly.

**Step 6:** Using Formula 9.3, calculate the future value of the next time segment.

**Step 7:** Repeat steps 5 and 6 until you obtain the final future value from the final time segment.

In the employee's new situation, he has borrowed \$4,000 for two years with 12% compounded semi-annually in the first year and 12% compounded quarterly in the second year.

Step 1: Figure 9.15 shows a timeline. In time segment one,  $PV_1 = \$4,000$ ,  $IY = 12\%$ ,  $CY = 2$ , and the time segment is one year long. In time segment two, the only change is  $CY = 4$ .

Step 2: In the first time segment, the periodic interest rate is  $i_1 = 12\%/2 = 6\%$ . In the second time segment, the periodic interest rate is  $i_2 = 12\%/4 = 3\%$ .

Step 3: The first time segment is one year long; therefore,  $N1 = 2 \times 1 = 2$ . The second time segment is also one year long; therefore,  $N2 = 4 \times 1 = 4$ .

Step 4: Apply Formula 9.3 to the first time segment:

$$FV1 = PV(1 + i)^{N1} = \\ \$4,000(1 + 0.06)^2 = \$4,494.40$$

Step 5: Let  $FV1 = \$4,494.40 = PV2$ .

Step 6: Apply Formula 9.3 to the second time segment:

$$FV2 = PV2(1 + i)^{N2} = \$4,494.40(1 + 0.03)^4 = \$4,494.40 \times 1.034 = \\ \$5,058.49$$

Step 7: You reach the end of the timeline. The employee needs to repay \$5,058.49 to clear the loan.

To perform the above steps on the calculator:

Segment	N	I/Y	PV	PMT	FV	C/Y	P/Y
1	2	12	4000	0	Answer: ?4,494.40	2	2
2	4	?	4494.40	?	Answer: -5,058.49	4	4

Note: A ? means that the value is already entered and does not need to be re-keyed into the calculator.



### Important Notes

**The BAII Plus Calculator:** Transforming the future value from one time segment into the present value of the next time segment does not require re-entering the computed value. Instead, apply the following technique:

- Load the calculator with all known compound interest variables for the first time segment.
- Compute the future value at the end of the segment.
- With the answer still on your display, adjust the principal if needed, change the cash flow sign by pressing the  $\pm$  key, and then store the unrounded number back into the present value button by pressing PV. Change the N, I/Y, and C/Y as required for the next segment.

- Return to step 2 for each time segment until you have completed all time segments.





## Things To Watch Out For

When you draw timelines, it is critical to recognize that any change in any variable requires a new time segment. This applies to changes in principal, the nominal interest rate, or the compounding frequency.

## TOP SECRET

### Paths To Success

Compound interest on a single payment is linked to the concept of percent change in Section 3.1. Every time interest is compounded and added to the principal, the periodic rate is the percent change in the principal. To use the percent change function on the calculator, assign Old = PV, New = FV,  $\Delta\% = i$ , and #PD = N. The following two-step sequence shows the percent change function applied to the working example of the employee's new loan situation.

Segment	OLD	NEW	%CH	#PD
1	4000	Answer: \$4,494.40	6	2
2	4494.40	Answer: \$5,058.49	3	4



interest.

This is an alternative way to use the calculator to compute the future value of lump-sum amounts using compound

## Give It Some Thought

- Which of the following investments involving the same principal results in the highest maturity value? Assume equal terms at each interest rate.
- 8% compounded annually followed by 6% compounded semi-annually
- 8% compounded semi-annually followed by 6% compounded semi-annually
- 8% compounded monthly followed by 6% compounded quarterly
- 8% compounded annually followed by 6% compounded quarterly
- How many time segments are involved in an investment where the successive interest rates are 9% compounded quarterly, 9% compounded monthly, 8% compounded monthly, and 9% compounded quarterly?

### Example 9.2B: Delaying a Facility Upgrade

Five years ago Coast Appliances was supposed to upgrade one of its facilities at a quoted cost of \$48,000. The upgrade was not completed, so Coast Appliances delayed the purchase until now. The construction company that provided the quote indicates that prices rose 6% compounded quarterly for the first 1½ years, 7% compounded semi-annually for the following 2½ years, and 7.5% compounded monthly for the final year. If Coast Appliances wants to perform the upgrade today, what amount of money does it need?

#### Plan

Take the original quote and move it into the future with the price increases. You can view this as a single lump sum with multiple successive interest rates. The amount of money needed today is the maturity amount (FV).

**Understand**

**What You Already Know**

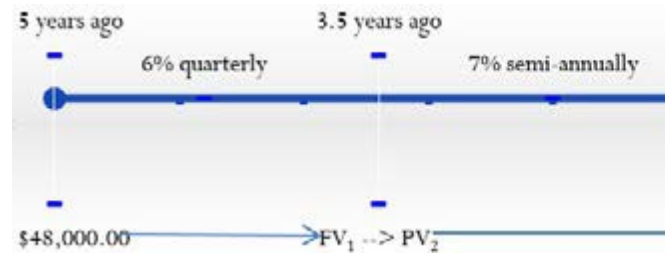
Step 1: The timeline below shows the original quote from five years ago until today. The principal, terms, and interest rates are known:  $PV_1 = \$48,000$

First time segment:  $IY = 6\%$

$CY = \text{quarterly} = 4$  Term =  $1\frac{1}{2}$  years Second time segment:  $IY = 7\%$

$CY = \text{semi-annually} = 2$  Term =  $2\frac{1}{2}$  years Third time segment:  $IY = 7.5\%$

$CY = \text{monthly} = 12$  Term = 1 year



How You  
Step 2:  
periodic i  
Step 3:  
number o  
Formula  
Step 4:  
first time  
PV2.  
Step 6:  
second ti  
FV2 = PV  
Repea  
the third  
segment  
future va

**Perform**

Step	1st Segment	2nd Segment	3rd S
2.	$6\%$ $?? = \frac{6\%}{4} = 1.5\%$	$7\%$ $?? = \frac{7\%}{2} = 3.5\%$	?
3.	$N = 4 \times 1\frac{1}{2} = 6$	$N = 2 \times 2\frac{1}{2} = 5$	$N = 1$
4/5.	$FV_1 = \$48,000 \times (1 + 0.015)^6 = \$52,485.27667$		
6/5.	$FV_2 = \$52,485.27667 \times (1 + 0.035)^5$		
6/7.	$FV_3 = \$67,175.35$		

**Calculator Instructions**

Segment	N	I/Y	PV	PMT	FV
1	6	6	48000	0	Answer: ?52,4
2	5	7	52,485.27677	?	Answer: ?62,3
3	12	7.5	62,336.04435	?	Answer: ?67,1

**Present**

Coast Appliances requires \$67,175.35 to perform the work. This is the present value of the \$48,000 from the original quote plus \$19,175.35 in interest.

# TOP SECRET

## Paths To Success

When you calculate the future value of a single payment for which *only* the interest rate fluctuates, it is possible to find the maturity amount in a single multiplication:

$$FV = PV \times (1 + r_1)^{N_1} \times (1 + r_2)^{N_2} \times \dots \times (1 + r_n)^{N_n}$$

where  $n$  represents the time segment number. Note that the technique in Example 9.2B calculates each of these multiplications

one step at a time, whereas this adaptation solves all time segments simultaneously. In the example above, you can calculate the same maturity value as follows:

$$FV = \$48,000 \times (1.015)^6 \times (1.035)^5 \times (1.0625)^{12} = \$67,175.35$$

### Example 9.2C: Making an Additional Contribution

Two years ago Lorelei placed \$2,000 into an investment earning 6% compounded monthly. Today she makes a deposit to the investment in the amount of \$1,500. What is the maturity value of her investment three years from now?

#### Plan

Take the original investment and move it into the future with the additional contribution. The amount of money three years from today is the maturity amount (FV).

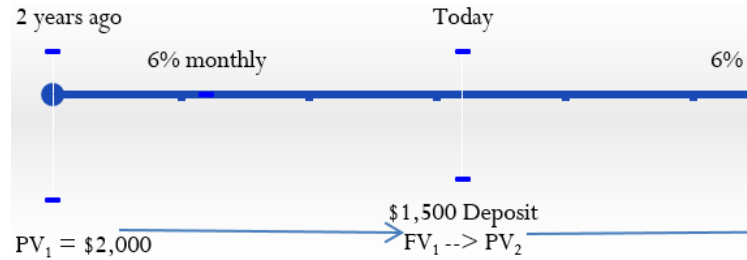
**Understand**

What You Already Know Step 1: The timeline for this investment is below.

First time segment:  
 PV1 = \$2,000, IY = 6%,  
 CY = 12, Years = 2  
 Second time segment:  
 Deposit = \$1,500, IY = 6%,  
 CY = 12, Years = 3

How You Will Get There

- Step 2: For each time segment, calculate the periodic rate by applying Formula 9.1.
- Step 3: For each time segment, calculate the number of periods by applying Formula 9.2.
- Step 4: Calculate the future value of the first time segment by applying Formula 9.3.
- Step 5: Let FV1 = PV2. Increase PV2 by the amount of the deposit of \$1,500. Step 6: Calculate the future value of the second time segment by applying Formula 9.3.
- Step 7: FV2 is the final future value amount.



**Perform**

Step	First Time Segment	Second Time Segment
2.	$\frac{6\%}{12} = 0.5\%$	$\frac{6\%}{12} = 0.5\%$
3.	$N = 12 \times 2 = 24$	$N = 12 \times 3 = 36$
4.	$FV1 = \$2,000 \times (1 + 0.005)^{24} = \$2,254.319552$	
5.	$\$2,254.319552 + \$1,500 = \$3,754.319552 = PV2$	
6.	$FV2 = \$3,754.319552 \times (1 + 0.005)^{36} = \$4,492.721092$	

Calculator Instructions

Segment	N	I/Y	PV	PMT	FV
1	24	6	-2000	0	Answer: 2,254.319552
2	36	?	-3,754.319552	?	Answer: 4,492.721092

**Present**

Three years from now Lorelei will have \$3,500 of principal and \$992.72 of interest.

**Example 9.2D: What Do You Still Owe?**

Ruth purchased her \$5,465 diamond ring four years ago through a payment plan offered by the jeweller. This plan did not require any regular payments within the four years; however, the balance including interest must be paid in full by the end of the fourth year to avoid a large financial penalty. During the four-year period, a quarterly compounded variable interest rate was charged. Initially, the interest was 8.75% before increasing to 9.25% after two years and then 9.75% after  $3\frac{1}{4}$  years. She made two payments of \$2,000 each, the first nine months after the purchase and the second after  $3\frac{1}{4}$  years. What is the balance that she must pay at the end of the four years so that she doesn't incur any financial penalties?

**Plan**

Take Ruth's initial purchase and charge it interest over the course of the four years while applying her payments to the principal at the appropriate points. Calculate the balance owing after four years; this is the future value (FV).

**Understand**

What You Already Know Step 1:  
The timeline is below.

First time segment:  $PV_1 = \$5,465$ ,  $IY = 8.75\%$ ,  $CY = 4$ ,  $Years = \frac{3}{4}$

Second time segment:  
Payment = \$2,000,  $IY = 8.75\%$ ,  
 $CY = 4$ ,  $Years = 1\frac{1}{4}$

Third time segment:  $IY = 9.25\%$ ,  $CY = 4$ ,  $Years = 1\frac{1}{4}$

Fourth time segment:  
Payment = \$2,000,  $IY = 9.75\%$ ,  
 $CY = 4$ ,  $Years = \frac{3}{4}$

How You Will Go

Step 2: For each  
applying Formula

Step 3: For each  
by applying Form

Step 4: Calcula

9.3. Step 5: Let FV

Step 6: Calcula

9.3. Repeat Step 5

Repeat Step 6:

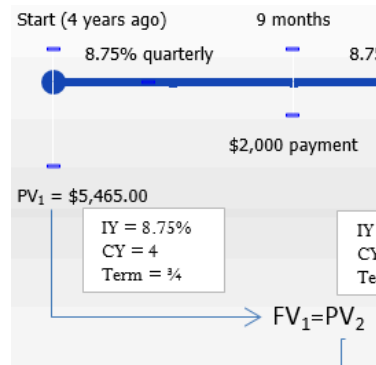
using Formula 9.3

Repeat Step 5:

Repeat Step 6: Ca

using Formula 9.3

Step 7: FV4 is t



**Perform**

Step	1st Segment	2nd Segment
2.	$\frac{8.75\%}{4} = 2.1875\%$	$\frac{8.75\%}{4} = 2.1875\%$
3.	$N = 4 \times \frac{3}{4} = 3$	$N = 4 \times 1\frac{1}{4} = 5$
4.	$FV_1 = \$5,465 \times (1 + 0.021875)^3 = \$5,465$	
5.	$\$5,831.543094 - \$2,000.00 = \$3,831.543094$	
6.		$FV_2 = \$3,831.543094 \times (1 + 0.021875)^5$
5-6.		$FV_3 =$
5.		
6.		

Calculator Instructions

<b>Present</b>	

Segment	N	I/Y	PV	PMT
1	3	8.75	5465	0
2	5	?	3831.543094	?
3	?	9.25	4269.358126	?
4	3	9.75	2786.36782	?

At the end of the four years, Ruth



Section 9.2 Exercises

Mechanics

For questions 1–3, solve for the future value at the end of the term based on the information provided.

	Principal	Interest Rate	Term
1.	\$7,500	8% compounded quarterly	3 years
2.	\$53,000	6% compounded monthly	4 years, 3 months
3.	\$19,000	5.75% compounded semi-annually	6 years, 6 months

For questions 4–6, solve for the future value at the end of the sequence of interest rate terms based on the information provided.



	Principal	Interest Rates and Term
4.	\$3,750	4.75% compounded annually for 3 years; then 5.5% compounded semi-annually for 2 years
5.	\$11,375	7.5% compounded monthly for 2 years, 9 months; then 8.25% compounded quarterly for 3 years, 3 months
6.	\$24,500	4.1% compounded annually for 4 years; then 5.15% compounded quarterly for 1 year, 9 months; then 5.35% compounded monthly for 1 year, 3 months

For questions 7–9, solve for the future value at the time period specified based on the information provided.

	Principal	Payments or Deposits	Interest Rates and Term	Find Future Balance At
7.	\$2,300 loan	\$750 payment at 9 months; \$1,000 payment at 2 years	9% compounded monthly for 9 months; then 8.75% compounded quarterly for 2.25 years	3 years
8.	\$4,000 investment	\$1,500 deposit at 6 months; \$1,500 deposit at 1½ years	10% compounded semi-annually for 6 months; then 12% compounded quarterly for 1½ years	2 years
9.	\$3,000 loan	\$300 payment at 4 months; \$1,200 payment at 1 year, 9 months	8% compounded monthly for 1 year, 9 months; then 9% compounded quarterly for 1 year, 9 months	3½ years

## Applications

- You are planning a 16-day African safari to Rwanda to catch a rare glimpse of the 700 remaining mountain gorillas in the world. The estimated cost of this once-in-a-lifetime safari is \$15,000 including the tour, permits, lodging, and airfare. Upon your graduation from college, your parents have promised you a \$10,000 graduation gift. You intend to save this money for five years in a long-term investment earning 8.3% compounded semi-annually. If the cost of the trip will be about the same, will you have enough money five years from now to pay for your trip?
- Your investment of \$9,000 that you started six years ago earned 7.3% compounded quarterly for the first 3¼ years, followed by 8.2% compounded monthly after that. How much interest has your investment

earned so far?

- What is the maturity value of your \$7,800 investment after three years if the interest rate was 5% compounded semi-annually for the first two years, 6% compounded quarterly for the last year, and 2½ years after the initial investment you made a deposit of \$1,200? How much interest is earned?
- Nirdosh borrowed \$9,300 4¼ years ago at 6.35% compounded semi-annually. The interest rate changed to 6.5% compounded quarterly 1¾ years ago. What amount of money today is required to pay off this loan?
- Jason invested \$10,000 into his RRSP when he turned 20 years old. Maria invested \$10,000 into her RRSP when she turned 35 years old. If both earned 9% compounded semi-annually, what percentage more money (rounded to one decimal) will Jason have than Maria when they both turn 65 years old?
- Cristy borrowed \$4,800 from a family friend 2½ years ago at 7% compounded annually for the first year and 8% compounded semi-annually thereafter. She made a payment 1½ years into the loan for \$2,500. How much should Cristy pay today to clear her loan?

### Challenge, Critical Thinking, & Other Applications

- A product manager wants to understand the impact of inflation on her gross profit margin. Inflation is expected to remain constant at 3.5% per year for the next five years. The price of the product is expected to remain unchanged at \$99.99 over the five years and the current cost of the product today is \$59.
- On a per-unit basis, in what dollar amount is the markup reduced after five years?
- What percent change does this represent in the gross profit margin?
- The Teachers' Association just negotiated a four-year contract for its members, who will receive a 3.5% wage increase immediately followed by annual increases of 3.75%, 4.25%, and 4.1% on the anniversaries of the agreement. In the final year of the contract, how much more would the human resources manager for the school division need to budget for salaries if the average teacher currently earns \$72,000 per year and the division employs 34 teachers?
- You invested \$5,000 10 years ago and made two further deposits of \$5,000 each after four years and eight years. Your investment earned 9.2% compounded quarterly for the first two years, 8.75% compounded monthly for the next six years, and 9.8% compounded semi-annually for the remaining years. As of today, how much interest has your investment earned?

- Suppose you placed \$10,000 into each of the following investments. Rank the maturity values after five years from highest to lowest.
- 8% compounded annually for two years followed by 6% compounded semi-annually
- 8% compounded semi-annually for two years followed by 6% compounded annually
- 8% compounded monthly for two years followed by 6% compounded quarterly
- 8% compounded semi-annually for two years followed by 6% compounded monthly
- You made the following three investments:
- \$8,000 into a five-year fixed rate investment earning 5.65% compounded quarterly.
- \$6,500 into a five-year variable rate investment earning 4.83% compounded semi-annually for the first 2½ years and 6.5% compounded monthly for the remainder.
- \$4,000 into a five-year variable rate investment earning 4.75% compounded monthly for the first two years and 5.9% compounded quarterly thereafter, with a \$4,000 deposit made 21 months into the investment.

What is the total maturity value of all three investments after the five years, and how much interest is earned?

## : DETERMINING THE PRESENT VALUE

---

### (I Want to Pay Earlier)

Should you pay your bills early? If so, what amount should be paid? From a strictly financial perspective, if you are going to pay a bill earlier than its due date, the amount needs to be reduced somehow. If not, then why pay it early?

To illustrate, assume that you just received a \$3,000 bonus from your employer. Stopping at your mailbox, you pick up a large stack of envelopes that include a financial statement for your \$3,000 purchase of furniture from The Brick on its three-year, no-interest, no-payments plan. Should you use your bonus to extinguish this debt? The choices are that you can either pay \$3,000 today or \$3,000 three years from now.

- If you pay the bill today, The Brick can then take your money and invest it themselves for the next three years. At 2.75% compounded semi-annually, The Brick earns \$256.17. At the end of your agreement, The Brick then has both your \$3,000 payment and the additional interest of \$256.17! You might as well have just paid The Brick \$3,256.17 for your furniture!
- If you invest your bonus instead and pay your bill when it is due, The Brick receives its \$3,000 and you have the

\$256.17 of interest left over in your bank account. Clearly, this is the financially smart choice.

For The Brick to be financially equitable in its dealings with you, it must reduce any early payment by an amount such that with interest the value of your payment accumulates to the debt amount upon the maturity of the agreement. This means that The Brick should be willing to accept a payment of \$2,763.99 today as payment in full for your \$3,000 bill. If The Brick then invests that payment at 2.75% compounded semi-annually, it grows to \$3,000 when your payment becomes due in three years.

Whether you are paying bills personally or professionally, it is important to understand present value. The amount of interest to be removed from a future value needs to reflect both how far in advance the payment occurs and an equitable interest rate. In this section, you calculate the present value of a future lump-sum amount under both conditions of constant variables and changing variables.

## Present Value Calculations with No Variable Changes

As in your calculations of future value, the simplest scenario for present value is for all the variables to remain unchanged throughout the entire transaction. This still involves compound interest for a single payment or lump-sum amount and thus does not require a new formula.



### The Formula

Solving for present value requires you to use Formula 9.3 once again. The only difference is that the unknown variable has changed from FV to PV.

Formula 9.3 – Compound Interest For Single Payments:  $FV = PV(1 + i)^N$

**How It Works**  
**FV** is Future Value or Maturity Value: This is the future amount of money, which in the context of present value calculations is now a known variable. If the amount represents the end of the transaction, it is a maturity value.  
**N** is Number of Compound Periods: The total number of compound periods involved in the transaction results from Formula 9.2. It shows how many deposits of interest you need to remove from the future value.  
**i** is Periodic Interest Rate: A result of Formula 9.1, this is the rate of interest that is used in converting the interest to principal. In a present value calculation, the nominal interest rate is sometimes called the discount rate since it removes interest from the future value. For accuracy, you never round this number.  
**PV** is Present Value or Principal: This is the new unknown variable. If this is in fact the amount at the start of the financial transaction, it is also called the principal. Or it can simply be the amount at some earlier point in time than when the future value is known. In any case, the amount excludes the future interest. To calculate this variable, substitute the values for the other three variables into the formula and then algebraically rearrange to isolate PV.

Follow these steps to calculate the present value of a single payment:

**Step 1:** Read and understand the problem. If necessary, draw a timeline identifying the future value, the nominal interest rate, the compounding, and the term.

**Step 2:** Determine the compounding frequency (CY) if it is not already known, and calculate the periodic interest rate ( $i$ ) by applying Formula 9.1.

**Step 3:** Calculate the number of compound periods (N) by applying Formula 9.2.

**Step 4:** Substitute into Formula 9.3, rearranging algebraically to solve for the present value.

Revisiting that furniture you bought on The Brick's three-year, no-interest and no-payments plan, if the amount owing three years from now is \$3,000 and prevailing market interest rates are 2.75% compounded semi-annually, what should The Brick be willing to accept as full payment today?

Step 1: The value of the payment today (PV) is required. The future value (FV) is \$3,000. The nominal interest rate is  $IY = 2.75\%$ , and the compounding frequency of semi-annually is

$CY = 2$ . The term is to pay it three years early.

Step 2: The periodic interest rate is  $i = 2.75\%/2 = 1.375\%$ .

Step 3: The number of compounds is  $N = 3 \times 2 = 6$ .

1.013756

Step 4: Applying Formula 9.3,  $\$3,000 = PV(1 + 0.01375)^6$  or  $PV = \$3,000$

$= \$2,763.99$ .

If The Brick will accept \$2,763.99 as full payment, then pay your bill today. If not, keep your money, invest it yourself, and then pay the \$3,000 three years from now while retaining all of the interest earned.



### Important Notes

You use the financial calculator in the exact same manner as described in Section 9.2. The only difference is that the unknown variable is PV instead of FV. You must still load the other six variables into the calculator and apply the cash flow sign convention carefully.

**TOP  
SECRET**

Paths To Success

Did you notice the following?

- **Future Value.** This calculation takes the present value and *multiplies* it by the interest factor. This increases the single payment by the interest earned.
- **Present Value.** This calculation takes the future value and *divides* it by the interest factor (rearranging

Formula 9.3 for

$$PV \text{ produces } FV = PV(1 + \frac{I}{CY})^N$$

= PV). This removes the interest and decreases the single payment.

### Example 9.3A: Achieving a Savings Goal

Castillo's Warehouse will need to purchase a new forklift for its warehouse operations three years from now, when its new warehouse facility becomes operational. If the price of the new forklift is \$38,000 and Castillo's can invest its money at 7.25% compounded monthly, how much money should it put aside today to achieve its goal?

Plan

You aim to calculate the amount of principal that Castillo's must put aside today such that it can grow with interest to the desired savings goal. The principal today is the present value (PV).

What You Already Know Step 1: The maturity value,

Understand

interest rate, and term are known:  $FV = \$38,000$       $IY = 7.25\%$

$CY = \text{monthly} = 12 \text{ times per year}$       $\text{Term} = 3 \text{ years}$

How You Will Get There

Step 2: Calculate the periodic interest by applying Formula 9.1.

Step 3: Calculate the number of compound periods by applying Formula 9.2. Step 4:

Calculate the present value by substituting into Formula 9.3 and then rearranging for PV.

NI/YPV367.25Answer:\$30,592.06PMTFVP/YC/Y 0380001212

Perform

12

Step 2:  $\frac{I}{CY} = \frac{7.25\%}{12} = 0.60416\% = 0.0060416$

$$\text{Step 3: } N = 12 \times 3 = 36$$

$$\text{Step 4: } \$38,000 = PV(1 + 0.0060416)^{36}$$

### Calculator Instructions

$$PV = \frac{\$38,000}{(1 + 0.0060416)^{36}}$$

$$= \$30,592.06$$

### Present

If Castillo's Warehouse places \$30,592.06 into the investment, it will earn enough interest to grow to \$38,000 three years from now to purchase the forklift.

## Present Value Calculations with Variable Changes

Addressing variable changes in present value calculations follows the same techniques as future value calculations.

You must break the timeline into separate time segments, each of which involves its own calculations.

Solving for the unknown PV at the left of the timeline means you must start at the right of the timeline. You must work from right to left, one time segment at a time using Formula 9.3, rearranging for PV each time. Note that the present value for one time segment becomes the future value for the next time segment to the left.



### How It Works

Follow these steps to calculate a present value involving variable changes in single payment compound interest:

**Step 1:** Read and understand the problem. Identify the future value. Draw a timeline broken into separate time segments at the point of any change. For each time



segment, identify any principal changes, the nominal interest rate, the compounding frequency, and the segment's length in years.

**Step 2:** For each time segment, calculate the periodic interest rate ( $i$ ) using Formula 9.1.

**Step 3:** For each time segment, calculate the total number of compound periods ( $N$ ) using Formula 9.2.

**Step 4:** Starting with the future value in the first time segment on the right, solve Formula 9.3.

**Step 5:** Let the present value calculated in the previous step become the future value for the next time segment to the left. If the principal changes, adjust the new future value accordingly.

**Step 6:** Using Formula 9.3, calculate the present value of the next time segment.

**Step 7:** Repeat steps 5 and 6 until you obtain the present value from the leftmost time segment.



### Important Notes

To use your calculator efficiently in working through multiple time segments, follow a procedure similar to that for future value:

- Load the calculator with all the known compound interest variables for the first time segment on the right.
- Compute the present value at the beginning of the segment.
- With the answer still on your display, adjust the principal if needed, change the cash flow sign by pressing the  $\pm$  key, then store the unrounded number back into the future value button by pressing FV. Change the  $N$ ,  $I/Y$ , and  $C/Y$  as required for the next segment.

Return to step 2 for each time segment until you have completed all time segments.

**Example 9.3B: A Variable Rate Investment**

Sebastien needs to have \$9,200 saved up three years from now. The investment he is considering pays 7% compounded semi-annually, compounded monthly in successive years. To achieve his goal, how much money does he need to place into the investment today?

**Plan**

Take the maturity amount and bring it back to today by removing the interest. The amount of money to be i

**Understand**

What You Already Know

Step 1: The maturity amount, terms, and interest rates are on the timeline:

$FV_1 = \$9,200$

Starting from the right end of the timeline and working backwards:

First time segment:  $IY = 9\%$

$CY = \text{monthly} = 12$  Term = 1 year

Second time segment:  $IY = 8\%$

$CY = \text{quarterly} = 4$  Term = 1 year

Third time segment:  $IY = 7\%$

$CY = \text{semi-annually} = 2$  Term = 1 year

How You Will Get There

Step 2: For each time segment, calculate the future value rate by applying Formula 9.3.

Step 3: For each time segment, calculate the future value compound periods by applying Formula 9.3.

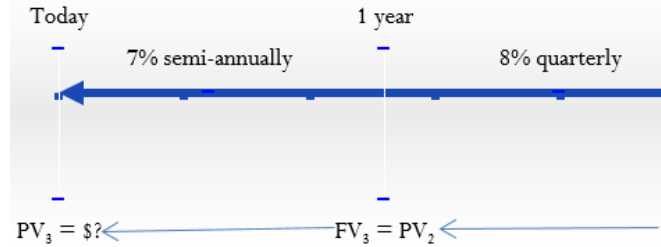
Step 4: Calculate the present value for each time segment using Formula 9.3.

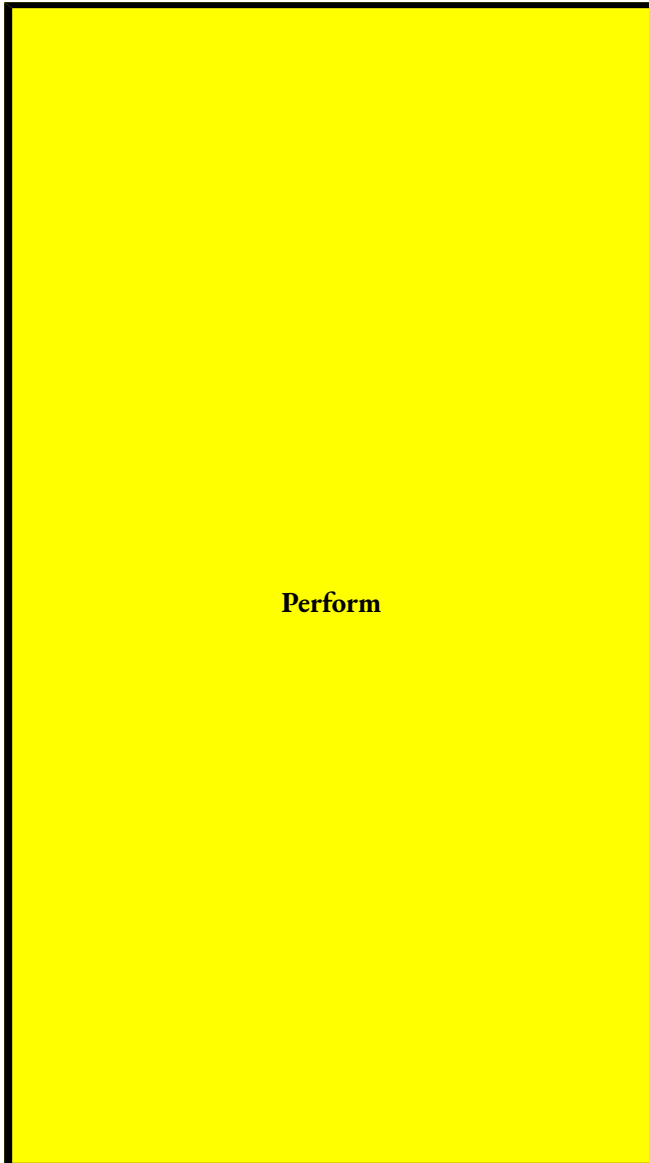
Step 5: Assign  $FV_2 = PV_1$ .

Step 6: Reapply Formula 9.3 to the second time segment.

Step 7: Assign  $FV_3 = PV_2$ .

Step 8: Calculate the present value  $PV_3$  for the third time segment.





	1st Segment	2nd Segment	3rd Segment
<b>Step 2</b>	9% ?? = 12 = 0.75%	8% ?? = 4 = 2%	7% ?? = 2 = 3.5%
<b>Step 3</b>	N = 12 × 1 = 12	N = 4 × 1 = 4	N = 2 × 1 = 2

Step 4:  $\$9,200 = PV_1 \times (1 + 0.0075)^{12}$   
 $PV = \$9,200 = \$8,410.991026$   
 $\frac{1}{1.0075^{12}}$


Step 5:  $FV_2 = \$8,410.991026$

Step 6:  $\$8,410.991026 = PV_2 \times (1 + 0.02)^4$   
 $PV = \$8,410.991026 = \$7,770.455587$   
 $\frac{1}{1.02^4}$

Step 7:  $FV_3 = \$7,770.455587$   
 $\$7,770.455587 = PV_3 \times (1 + 0.035)^2$   
 $PV = \$7,770.455587 = \$7,253.80$   
 $\frac{1}{1.035^2}$

Calculator Instructions

Time Segment	N	I/Y	PV	PMT	FV	P/Y	C/Y
1	12	9	Answer: ? \$8,410.991026	0	9200	12	12
2	4	8	Answer: ? \$7,770.455587	?	8410.991026	4	4
3	2	7	Answer: ? \$7,253.803437	?	7770.455587	2	2



Sebastien needs to place \$7,253.80 into the investment today to have \$9,200 three years from now.

**TOP SECRET**

Paths To Success

When you calculate the present value of a single payment for which *only* the interest rate fluctuates, it is possible to find the principal amount in a single division:

PV =

FV

$$(1 + r_1)^{N_1} \times (1 + r_2)^{N_2} \times \dots \times (1 + r_n)^{N_n}$$

)N??

1 2 ??

where  $n$  represents the time segment number. Note that the technique in Example 9.3B resolves each of these divisions one step at a time, whereas this technique solves them all simultaneously. You can calculate the same principal as follows:

\$9,200

$$PV = (1.0075)^{12} \times (1.02)^4 \times (1.035)^2 = \$7,253.80$$

**Example 9.3C: Paying a Debt Early**

Birchcreek Construction has three payments left on a debt obligation in the amounts of \$5,500, \$10,250, and \$8,000 due 1.5 years, 2 years, and 3.5 years from today. Prevailing interest rates are projected to be 8% compounded quarterly in the first year and 8.25% compounded semi-annually thereafter. If Birchcreek wants to settle the debt today, what amount should the creditor be willing to accept?

**Plan**

Take the three lump-sum payments in the future and remove the interest back to today to find the fair amount that Birchcreek Construction should pay. This is the present value (PV).

Understand What You Already Know Step 1: With multiple amounts and interest rates, the timeline displays the changing variables. There are four time segments. The IY, CY, and Term are identified for each. How You Will Get There Step 2: For each segment, calculate the periodic interest rate by applying Formula 9.1. Step 3: For each segment, calculate the number of compound periods by applying Formula 9.2. Step 4: Calculate the present value of the first time segment using Formula 9.3 and rearrange for PV1. Step 5: Assign FV2 = PV1 and increase by the additional lump-sum payment. Step 6: Reapply Formula 9.3 and isolate PV2 for the second time segment. Step 7: Assign FV3 = PV2 and increase by the additional lump-sum payment. Reapply Formula 9.3 and isolate PV3 for the third time segment. Repeat Step 7: Assign FV4 = PV3. Reapply Formula 9.3 and isolate PV4 for the final time segment. Perform Time Segment 1 Time Segment 2 Time Segment 3 Time Segment 4 Step 28.25%?? == 4.125%28.25%?? == 4.125%28.25%?? == 4.125%28%?? == 2%4 Step 3N = 2 x 1.5 = 3N = 2 x 1/2 = 1N = 2 x 1/2 = 1N = 4 x 1 = 4 Step 4: \$8,000 = PV1 x (1 + 0.04125)^3???? = \$8,000 = \$7,086.38826511.041253 Step 5: FV2 = \$7,086.388265 + \$10,250.00 = \$17,336.38826 Step 6:

$\$17,336.38826 = PV_2 \times (1 + 0.04125)^1 = \$17,336.38826 = \$16,649.59257 \times 1.04125$   
 Step 7:  $FV_3 = \$16,649.59257 + \$5,500.00 = \$22,149.59257$   
 $\$22,149.59257 = PV_3 \times (1 + 0.04125)^1$   
 $PV = \$22,149.59257 = \$21,272.11772 \times 1.04125$   
 Repeat Step 7:  $FV_4 = \$21,272.11772 + \$5,500.00 = \$26,772.11772$   
 $\$26,772.11772 = PV_4 \times (1 + 0.04125)^1$   
 $PV = \$26,772.11772 = \$19,652.15410 \times 1.04125$   
 Calculator Instructions: Time Segment NI/Y PVPMT FVP/YC/Y 138.25  
 Answer:  $\$7,086.38826$   
 Answer:  $\$16,649.59257$   
 Answer:  $\$17,336.38826$   
 Answer:  $\$21,272.11772$   
 Answer:  $\$22,149.59257$   
 Answer:  $\$19,652.14865$   
 Present Using prevailing market rates, the fair amount that Birchcreek Construction owes today is  $\$19,652.15$ .



## Section 9.3 Exercises

### Mechanics

For questions 1–3, solve for the present value at the beginning of the term based on the information provided.

	<b>Maturity Value</b>	<b>Interest Rate</b>	<b>Term</b>
<b>1.</b>	\$14,000	9% compounded semi-annually	14 years
<b>2.</b>	\$202,754.18	7.85% compounded quarterly	11 years
<b>3.</b>	\$97,000	6% compounded monthly	9 years, 3 months

For questions 4–6, solve for the present value at the beginning of the sequence of interest rate terms based on the information provided.

<b>Maturity Value</b>	<b>Interest Rates (in order from the start of the transaction) and Term</b>
4. \$45,839.05	4.5% compounded semi-annually for 4½ years; then 3.25% compounded annually for 4 years
5. \$7,223.83	8.05% compounded semi-annually for 2 years, 6 months; then 7.95% compounded quarterly for 1 year, 3 months; then 7.8% compounded monthly for 2 years, 9 months
6. \$28,995.95	18.75% compounded monthly for 4 years, 4 months; then 19.1% compounded daily for 3 years; then 18% compounded monthly for 1 year 7 months;

For questions 7–9, solve for the present value (today) based on the information provided.

<b>Maturity Amount and Date</b>	<b>Payments or Deposits (all times are from today)</b>	<b>Interest Rates (starting from today) and Term</b>
7. \$7,500 due 4 years from today	\$3,000 payment at 2 years	8% annually for 1 year; then 6% semi-annually for 3 years
8. \$108,300 due 7 years from today	\$50,000 payment at 3½ years; \$25,000 payment at 6 years	4.8% monthly for 3 years, 6 months; then 5.2% semi-annually for 3 years, 6 months
9. \$25,000 saved 5 years from today	\$5,000 deposited at 2 years, 3 months; \$5,000 deposited at 4 years	9% quarterly for 1 year; Then 9¼% quarterly for 4 years

## Applications

- Dovetail Industries needs to save \$1,000,000 for new production machinery that it expects will be needed six years from today. If money can earn 8.35% compounded monthly, how much money should Dovetail invest today?
- A debt of \$37,000 is owed 21 months from today. If prevailing interest rates are 6.55% compounded quarterly, what amount should the creditor be willing to accept today?
- Rene wants to invest a lump sum of money today to make a \$35,000 down payment on a new home in five years. If he can place his money in an investment that will earn 4.53% compounded quarterly in the first two years followed by 4.76% compounded monthly for the remaining years, how much money does he need to invest today?
- Amadala owes Nik \$3,000 and \$4,000, due nine months and two years from today, respectively. If she

wants to pay off both debts today, what amount should she pay if money can earn 6% quarterly in the first year and 5.75% monthly in the second year?

- Cheyenne just received her auto insurance bill. If she pays it in full today, she can deduct \$15 off her total \$950 premium. Alternatively, she can make two semi-annual payments of \$475. If her money can earn 3% compounded monthly, which alternative should she pursue? How much money in today's dollars will she save in making that choice?
- Geoff is placing his money into a three-year investment that promises to pay him 8%, 8.25%, and 8.5% in consecutive years. All interest rates are compounded quarterly. If he plans to make a deposit to this investment in the amount of

\$15,000 18 months from now and his goal is to have \$41,000, what amount does he need to invest today?

- In August 2004, Google Inc. made its initial stock offering. The value of the shares grew to \$531.99 by July 2011. What was the original value of a share in August 2004 if the stock has grown at a rate of 26.8104% compounded monthly?

### Challenge, Critical Thinking, & Other Applications

- In 2000 and 2009, Canada's population was estimated at 31,496,800 and 33,487,208, respectively. In 2009, an estimated 74.9% of Canadians were known Internet users. If the historic annual rate of growth in Internet usage in Canada averaged 7.8568% per year, what percentage of the population in the year 2000 were Internet users?
- If a three-year and seven-month investment earned \$8,879.17 of interest at 3.95% compounded monthly, what amount was originally placed into the investment?
- A lottery ticket advertises a \$1 million prize. However, the fine print indicates that the winning amount will be paid out on the following schedule: \$250,000 today, \$250,000 one year from now, and \$100,000 per year thereafter. If money can earn 9% compounded annually, what is the value of the prize today?
- Your company is selling some real estate and has received three potential offers:
  - \$520,000 today plus \$500,000 one year from now.
  - \$200,000 today, \$250,000 six months from now, and \$600,000 15 months from now.
  - \$70,000 today, \$200,000 in six months, then four quarterly payments of \$200,000 starting six months later. Prevailing interest rates are expected to be 6.75% compounded semi-annually in the next year, followed by 6.85% compounded quarterly afterwards. Rank the three offers from best to worst based on their values today.





## : EQUIVALENT PAYMENTS

---

### (Let's Change the Deal)

Unforeseen events and circumstances can force you to rearrange your financial commitments. When this happens, the new deal has to be fair to all parties concerned.

Suppose you and your co-workers rely on your company's annual Christmas bonuses. However, the CEO just announced that because of tough economic conditions no one will get a bonus this year. You already earmarked that money to pay a \$5,000 debt due next week. You want to be financially responsible, but you cannot possibly make the payment. Before picking up the phone to call your creditor, you need to determine what course of action you should pursue.

You need to make alternative arrangements that leave your creditor in the same financial position as the original agreement did. You saw in the previous section that if you were going to make an early payment, the payment should be reduced by an agreed-upon discount rate. In this case, though, you are going to make a late payment, so you must grant the creditor interest. Thus, if you propose paying the debt six months late and your creditor agrees to 9% compounded monthly as a fair rate, then you owe \$5,229.26 (applying Formula 9.3).

This concept applies to all aspects of your personal and professional life. Except for gifts, personal debts to friends or family members should bear some interest. Everyone should be financially fair to each other. A business must be willing to work with its clients in the event they need to alter an agreement. A company that is inflexible tends to find itself writing off bad debt or pursuing unpleasant and sometimes expensive legal action.

This section explores the concept of **equivalent payment streams**. This involves equating two or more alternative financial streams to ensure that neither party is penalized by any choice. You then apply the concept of present value to loans and loan payments.

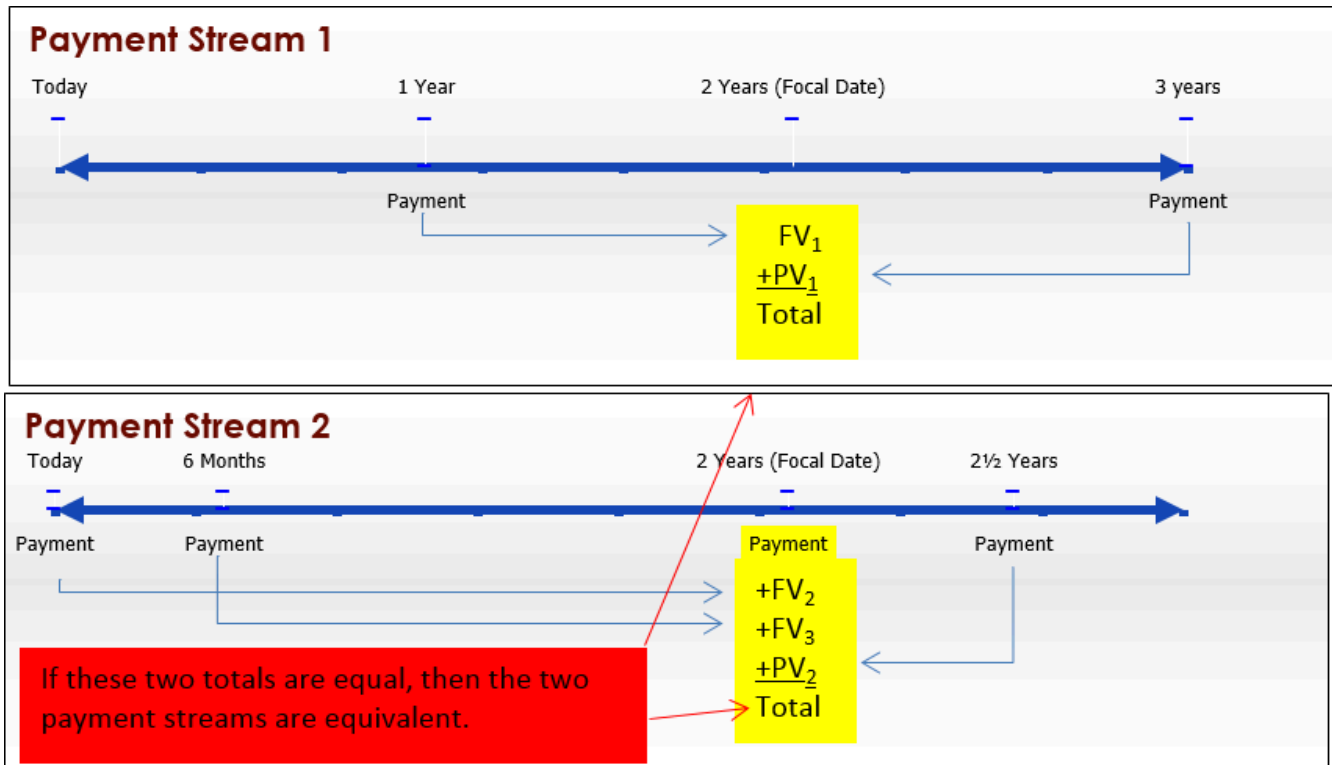
### **Fundamental Concepts**

## The Fundamental Concept of Time Value of Money

All numbers in an equation must be expressed in the same units, such as kilometres or metres. In the case of money, you treat the time at which you are considering the value as the “unit” that needs to be the same. Because of interest, a dollar today is not the same as a dollar a year ago or a dollar a year from now, so you cannot mix dollars from different times within the same equation; you must bring all monies forward or back to a common point in time, called the **focal date**.

The **fundamental concept of time value of money** states that all monies must be brought to the same focal date before any mathematical operations, decisions, or equivalencies can be determined, including the following:

- Simple mathematics such as addition or subtraction.
- Deciding whether to adopt alternative financial agreements.
- Determining if payment streams are equal.



## The Fundamental Concept of Equivalency

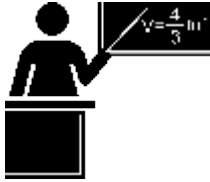
The **fundamental**

**concept of equivalency** states that two or more payment streams are equal to each other if they have the same economic value on the same focal date. As illustrated in the figure, the two alternative financial streams are equivalent if the total of Payment Stream 1 is equal to the total of Payment Stream 2 on the same focal date. Note that the monies involved in each payment stream can be summed on the focal date because of the fundamental concept of time value of money.

## Equivalent Payments

You make alternative payment streams equivalent to each other by applying a prevailing interest rate that allows for the following:

- Any late payments to be charged interest through future value calculations (Section 9.2)
- Any early payments to have interest deducted through present value calculations (Section 9.3)



### The Formula

The good news is that you need no new formulas. Depending on the structure of the payment streams needing to be equated, apply Formula 9.3 as is or rearrange the formula for PV. As illustrated in the previous figure, Payment Stream 1 involves calculating one future value and one present value to move the money to the focal date. Payment Stream 2 involves calculating two future values and one present value. Once all money is moved to the same focal date, you work with the equality between the values of the two payment streams, solving for any unknown variable or variables.



### How It Works

Follow these steps to solve an equivalent payment question:

**Step 1:** Draw as many timelines as needed to illustrate each of the original and proposed agreements. Clearly indicate dates, payment amounts, and the interest rate(s).

**Step 2:** Choose a focal date to which all money will be moved.

**Step 3:** Calculate all needed periodic interest rates using Formula 9.1.

**Step 4:** Calculate  $N$  for each payment using Formula 9.2.

**Step 5:** Perform the appropriate time value calculation using Formula 9.3.

**Step 6:** Equate the values of the original and proposed agreements on the focal date and solve for any unknowns.

Assume you owe \$1,000 today and \$1,000 one year from now. You find yourself unable to make that payment today, so you indicate to your creditor that you want to make both payments six months from now instead. Prevailing interest rates are at 6% compounded semi-annually. What single payment six months from now (the proposed payment stream) is equivalent to the two payments (the original payment stream)?

Step 1: The timeline illustrates the scenario.

Step 2: Apply the fundamental concept of time value of money, moving all of the money to the same date. Since the proposed payment is for six months from now, you choose a focal date of six months.

Step 3: Note that semi-annual compounding means  $CY = 2$ . From Formula 9.1,  $i = 6\%/2 = 3\%$ . Step 4: Formula 9.2 produces  $N = 2 \times \frac{1}{2} = 1$  compound for both payments (each moving a  $\frac{1}{2}$  year).

Step 5: Moving today's payment of \$1,000 six months into the future, you have  $FV = \$1,000(1 + 0.03)^1 = \$1,030.00$ . Moving the future payment of \$1,000 six months earlier, you have  $\$1,000 = PV(1 + 0.03)^1$  or  $PV = \$970.87$ .

Step 6: Now that money has been moved to the same date you can sum the two totals to determine the equivalent payment, which is  $\$1,030.00 + \$970.87 = \$2,000.87$ . Note that this is financially fair to both parties. For making your \$1,000 payment

six months late, the creditor is charging you \$30 of interest. Also, for making your second \$1,000 payment six months early, you are receiving a benefit of \$29.13. This leaves both parties compensated equitably: Neither party is financially better or worse off because of the change in the deal.

## TOP SECRET

### Paths To Success

When you make two (or more) payment streams equal to each other, two tips will make the procedure easier:

- **Proper Timelines.** Timelines help you see what to do. If you draw two or more timelines, align them vertically, ensuring that all corresponding dates are in the same columns. This allows you to see which payments need to be future valued and which need to be present valued to express them in terms of the chosen focal date.
- **Locate the Focal Date at an Unknown.** In one sense, it does not matter what focal date you choose because two values that are equal when moved to one date in common will still be equal when both are moved together to another date. But you should simplify your calculations by selecting a focal date corresponding to the date of an unknown variable. Then when you calculate the root of the equation, it will already be in the right amount on the right date. You will not require further calculations to move the money to its correct date. For example, in the scenario above you had to determine the amount of a payment that was to be made six months from now. By setting the focal date at six months—the date of the unknown you were trying to find—you avoided any extra conversions.

**Example 9.4A: Replacing a Payment Stream with a Single Payment**

Johnson’s Garden Centre has recently been unprofitable and concludes that it cannot make two debt payments of \$4,500 due today and three months. After discussions between Johnson’s Garden Centre and its creditor, the two parties agree that both payments could be made today, with interest at 8.5% compounded monthly. What total payment does Johnson’s Garden Centre need nine months from now to

<b>Plan</b>	Calculate and sum the future value of each of the missed payments at the nine-month point for both.
<b>Understand</b>	<p>What You Already Know</p> <p>Step 1: The amount of the missed payments, interest rate, and term are illustrated on the timeline.</p> <p>PV1 (today) = \$4,500                  PV2 (3 months from now) = \$6,300 IY = 8.5% CY = 12</p> <p>Step 2: Due date for all = 9 months from today. This is your focal date.</p> <div style="text-align: center;"> </div> <p>How You Will Get There</p> <p>Step 3: Calculate the periodic interest rate (i) by applying Formula 9.1. Step 4: For each payment, calculate the future value (FV) of compound periods (N) by applying Formula 9.2. Step 5: For each payment, calculate the future value (FV1 and FV2) by applying Formula 9.2. Step 6: Calculate the total payment (FV) for the two payments, FV1 and FV2, together.</p>
<b>Perform</b>	<p>Step 3: <math>i = \frac{8.5\%}{12} = 0.7083\% = 0.007083</math></p> <p>Step 4: The first payment moves nine months into the future, or 9/12 of a year. <math>N = 12 \times \frac{9}{12} = 9</math>                  The second payment moves six months into the future, or 6/12 of a year. <math>N = 12 \times \frac{6}{12} = 6</math></p> <p>Step 5: First payment: <math>FV1 = \\$4,500 (1 + 0.007083)^9 = \\$4,795.138902</math>                  Second payment: <math>FV2 = \\$6,300 (1 + 0.007083)^6 = \\$6,572.536425</math></p> <p>Step 6: <math>FV = \\$4,795.138902 + \\$6,572.536425 = \\$11,367.68</math></p>

	Calculator Instructions							
	Payment	N	I/Y	PV	PMT	FV	P/Y	C/Y
	1	9	8.5	4500	0	Answer: ?\$4,795.138902	12	12
	2	6	?	6300	?	Answer: ?\$6,572.526425	?	?
<b>Present</b>	With interest, the two payments total \$11,367.68. This is the \$10,800 of the original principal plus \$567.68 in interest for making the late payments.							

**Example 9.4B: Replacing a Payment Stream with Multiple Payments**

You have three debts to the same creditor: \$3,000 due today, \$2,500 due in 2¼ years, and \$4,250 due in 3 years 11 months. Unable to fulfill the first debt, you propose to replace it with a first payment due in nine months and a second payment due in two years. You agree upon an interest rate of 9.84% compounded monthly. What is the amount of the second payment, or  $x$ .

**Plan**

Determine the amount of the second payment that is due two years from today. Apply the proposed payment streams to a focal date positioned at the unknown payment. On the timeline, find the value of the unknown payment, or  $x$ .

**Understand**

What You Already Know Step 1: With two payment streams and multiple amounts all on different dates, visualize two timelines. The payment amounts, interest rate, and due dates for both payment streams are known.  
 IY = 9.84%  
 CY = monthly = 12



**Perform**

Step 3:  $?? = \frac{9.84\%}{12} = 0.82\%$  or 0.0082  
 Steps 4 and 5: Using the circled number references from the timelines:  
 ①  $N = 12 \times 2 = 24$ ;  $FV_1 = \$3,000(1 + 0.0082)^{24} = \$3,649.571607$   
 ②  $N = 12 \times \frac{1}{4} = 3$ ;  $\$2,500 = PV(1 + 0.0082)^3$ ;  $PV = \frac{\$2,500}{(1 + 0.0082)^3} = \$2,439.45$   
 ③  $N = 12 \times \frac{11}{12} = 11$ ;  $\$4,250 = PV(1 + 0.0082)^{11}$ ;  $PV = \frac{\$4,250}{(1 + 0.0082)^{11}} = \$3,521.11$   
 ④  $N = 12 \times 1\frac{1}{4} = 15$ ;  $FV_2 = \$3,500(1 + 0.0082)^{15} = \$3,956.110749$   
 Step 6:  $\$3,649.57 + \$2,439.45 - \$3,956.11 = \$2,132.91$



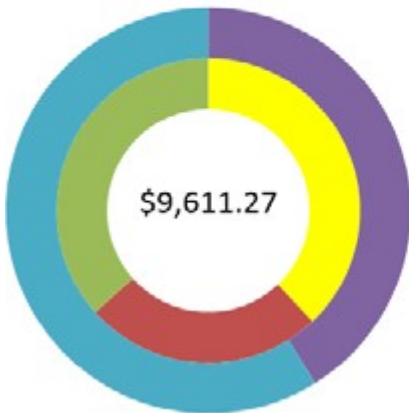
Calculator Instructions						
Calculation	N	I/Y	PV	PMT	FV	
①	24	9.84	3000	0		Answer: ?\$3,649.571607
②	3	?	Answer: ?\$2,439.494983	?	2500	
③	23	?	Answer: ?\$3,522.207915	?	4250	
④	15	?	3500	?		Answer: ?\$3,956.110749

**Present**

The second payment is \$5,655.16. This makes the original and proposed agreements equivalent to each other.

### The Equal Payment Streams



\$9,611.27


## Working with Loans and Payments

The fundamental concepts of time value of money and equivalency will help you understand better how loans operate. When a loan is set up, the number of payments and the repayment amounts are established. Since the loan acquires interest throughout the transaction, this means future payments must pay back both principal and interest. Ultimately, all loan payments together need to fully reimburse the lender for the full amount of the principal.

## Present Value Principle for Loans

The **present value principle for loans** states that the present value of all payments on a loan is equal to the principal that was borrowed. As illustrated in the timeline, taking all future payments and removing the interest, the payments must total to the original principal amount on the initial date of the loan. The interest rate used in this calculation is the interest rate for the loan itself. This relationship can be expressed as follows:

$$\text{Principal Borrowed} = \text{Present Value of All Payments}$$



### How It Works

When you work with loans, the most common unknown variables are either the principal borrowed or the amount(s) of any unknown payment(s). You follow the same steps as for equivalent payments, discussed earlier in this section.

For example, assume a loan requires two equal payments of \$1,000 semi-annually and you want to know the original principal of the loan. The loan's interest rate is 7.1% compounded semi-annually.

Step 1: The timeline is illustrated here.

Step 2:

According to the present value principle for loans, when you bring the two payments back to the starting date of the loan (the focal date), then the sum of the present values equals the initial amount borrowed.

Step 3: The IY = 7.1% and CY = 2, therefore  
 $i = 7.1\%/2 = 3.55\%$ .

Step 4: The first payment needs to come back a  $\frac{1}{2}$  year, or  $N = 2 \times \frac{1}{2} = 1$ . The second payment needs to come back 1 year, or  $N = 2 \times 1 = 2$ .

Step 5: Applying Formula 9.3, for the first payment  $\$1,000 = PV(1 + 0.0355)^1$  or  $PV = \$965.717044$ . For the second payment,  $\$1,000 = PV(1 + 0.0355)^2$  or  $PV = \$932.609410$ .

Step 6: The amount borrowed is the sum of the two present values, or  $\$965.717044 + \$932.609410 = \$1,898.33$ . At 7.1% semi-annually, two payments of \$1,000 semi-annually pay off a loan of \$1,898.33.

## TOP SECRET

### Paths To Success

You can still use the time value of money buttons on your calculator to perform calculations involving unknown variables. Recall from the algebra discussion in Section 2.4 that any algebraic term consists of both a numerical and a literal coefficient. To move an unknown variable through time, enter the numerical coefficient of the variable into the calculator and compute its new value at the focal date. This new value on its focal date must then have the literal coefficient written after it before you proceed with further operations.

For example, if you want to perform a present value calculation on a future value

of  $2y$ , enter the numerical coefficient “2” as your FV and compute the PV. Suppose the PV is 1.634. The literal coefficient has not disappeared. You just could not enter the letter on the calculator. Therefore, copying the literal coefficient to the present value yourself, you see that  $PV = 1.634y$ . Example 9.4C applies this concept.



### Give It Some Thought

- If four payments of \$2,000 each are needed to pay back a loan, what statement could you make about the principal of the loan?
- The principal on a loan is \$10,000 and two payments are required. If the first payment is \$5,000, what statement could you make about the second payment?
- Consider two loans. The first requires four \$2,500 quarterly payments. The second loan requires four \$2,500 monthly payments. Assuming equal interest rates, what statement could you make about the principals of these two loans?

#### Example 9.4C: Determining Two Unknown Payments in a Loan

A \$24,000 loan at 7% compounded semi-annually requires three payments at  $1\frac{1}{2}$  years, 3 years, and 4 years. The first payment is \$3,000 and the second payment is three times as large as the final payment. Calculate the values of the second and third payments on the loan.

#### Plan

Find the amount of the second and third payments. Since the second payment is three times the size of the third payment, solve for the third payment, or  $x$ , and then calculate the second payment afterwards.

**Understand**

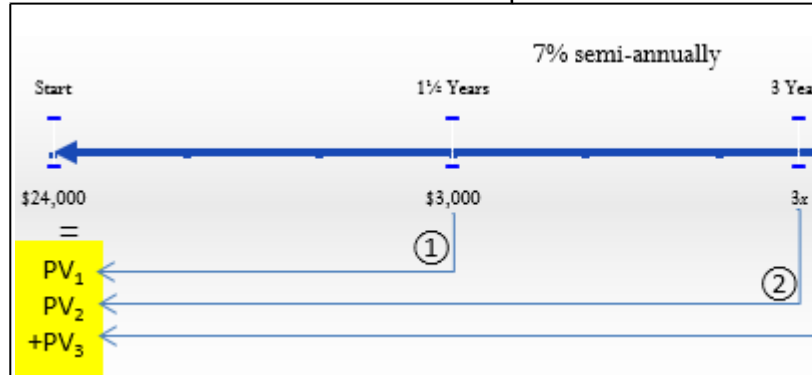
**What You Already Know**

Step 1: The principal, payment amounts, interest rate, and dates are known, as indicated on the timeline.  $IY = 7\%$      $CY = 2$

Note: If the final payment is  $x$  and the second payment is three times as large, then it equals  $3x$ .

**How You Will Get There**

- Step 2: The focal date is
- Step 3: Calculate the present value of the payments using Formula 9.1. Step 4: For each payment, determine the number of compound periods.
- Step 5: For each payment, calculate its present value.
- Step 6: Using the present values of the payments and the principal, solve for the variable  $x$ .
- Principal =  $PV_1 + PV_2 + PV_3$
- Once you know  $x$ , calculate the final payment  $3x$ .



**Perform**

Step 3:  $?? = 7\% = \frac{3.5\%}{2} = 0.035$

Steps 4 and 5: Using the circled number references in the timeline:

①  $N = 2 \times 1\frac{1}{2} = 3$ ;  $\$3,000 = PV(1 + 0.035)^3$ ;  $PV = \frac{\$3,000}{1.1035^3} = \$2,705.828117$

②  $N = 2 \times 3 = 6$ ;  $3x = PV(1 + 0.035)^6$ ;  $PV = \frac{3x}{1.1035^6} = 2.440501x$

③  $N = 2 \times 4 = 8$ ;  $x = PV(1 + 0.035)^8$ ;  $PV = \frac{x}{1.1035^8} = 0.759411x$

Step 6:  $\$24,000 = \$2,705.828117 + 2.440501x + 0.759411x$

$\$24,000 = \$2,705.828117 + 3.199913x$

$\$21,294.17188 = 3.199913x$

$\$6,654.61 = x$

Solving for the  $3x$  payment:  $3(\$6,654.61) = \$19,963.83$

**Calculator Instructions**

Calculation	N	I/Y	PV	PMT	FV	P/Y	C/Y
①	3	7	Answer: \$2,705.828117	0	-3000	2	2
②	6	✓	Answer: 2.440501	✓	-3	✓	✓
③	8	✓	Answer: 0.759411	✓	-1	✓	✓

**Present**

The second payment, located three years from the present, is  $\$19,963.83$ , which is three times the size of the first payment, located one year later.



## Section 9.4 Exercises

### Mechanics

For questions 1–6, solve for the equivalent values ( $X$ ) at the time period specified based on the information provided.

	Original Agreement	Proposed Equivalent Agreement	Prevailing Interest Rate
1.	\$5,000 due today; \$5,000 due in 3 years	\$ $X$ due in 27 months	6% compounded monthly
2.	\$4,385 due 1 year ago; \$6,000 due in 4 years	\$ $X$ due in 2 years	8.5% compounded quarterly
3.	\$16,000 due today; \$8,000 due in 10 months; \$19,000 due in 33 months	\$ $X$ due in 16 months	6.65% compounded monthly
4.	\$2,500 due in 3, 6, 9, and 12 months	\$ $X$ due in 7 months	8.88% compounded monthly
5.	\$38,000 due 1½ years ago; \$17,000 due ½ year ago; \$45,000 due in 1 year	\$ $X$ today	9.5% compounded semi-annually
6.	\$3,750 due 2½ years ago; \$2,400 due in ¾ years; \$1,950 due in 5 years	\$ $X$ due in 2 years	10.75% compounded quarterly

For questions 7–9, solve for the missing payment(s) on the loan based on the information provided.

	Loan Amount	Scheduled Payments	Loan Interest Rate
7.	\$35,000	\$15,000 due in 6 months; \$ $X$ due in 2 years	5.95% compounded semi-annually
8.	\$51,000	\$15,000 due in 3 months; \$10,000 due in 1 year; \$ $X$ due in 1½ years	6.32% compounded quarterly
9.	\$44,000	\$ $X$ due in 6 months; \$ $2X$ due in 15 months	5.55% compounded monthly

## Applications

- A winning lottery ticket offers the following two options:
- *A single payment of \$1,000,000 today or*
- \$250,000 today followed by annual payments of \$300,000 for the next three years.

If money can earn 9% compounded annually, which option should the winner select? How much better is that option in current dollars?

- Darwin is a young entrepreneur trying to keep his business afloat. He has missed two payments to a creditor. The first was for \$3,485 seven months ago and the second was for \$5,320 last month. Darwin has had discussions with his creditor, who is willing to accept \$4,000 one month from now and a second payment in full six months from now. If the agreed upon interest rate is 7.35% compounded monthly, what is the amount of the second payment?
- James is a debt collector. One of his clients has asked him to collect an outstanding debt from one of its customers. The customer has failed to pay three amounts: \$1,600 18 months ago, \$2,300 nine months ago, and \$5,100 three months ago. In discussions with the customer, James finds she desires to clear up this situation and proposes a payment of \$1,000 today, \$4,000 nine months from now, and a final payment two years from now. The client normally charges 16.5% compounded quarterly on all outstanding debts. What is the amount of the third payment?
- Working in the accounting department, Ariel has noticed that a customer is having trouble paying its bills. The customer has missed a payment of \$2,980 two years ago, \$5,150 14 months ago, and \$4,140 four months ago. The customer proposes making two payments instead. The first payment would be in six months and the second payment, one-quarter

the size of the first payment, would be in 18 months. If the agreed-upon interest rate is 6.89% compounded monthly, what are the amounts of each payment?

- Seth works in the finance department of a large corporation. His company has the following debts to the same creditor:

\$98,000 due in 2 years; \$203,000 due in  $4\frac{1}{4}$  years, and \$157,000 due in  $6\frac{1}{2}$  years. Seth wants to align these payments with the maturity dates of his company's investments. He proposes to the creditor three payments due  $1\frac{3}{4}$  years,  $4\frac{1}{2}$  years, and  $5\frac{1}{2}$  years from today. The second payment is to be twice the size of the first payment and the third payment is to be three-quarters the size of the second payment. If the creditor agrees to an interest rate of 7.25% compounded quarterly, calculate the amounts of each payment.

- A \$30,000 loan at 4.9% compounded semi-annually is to be repaid with four equal semi-annual payments. The first payment is one year after the loan. Calculate the amount of each payment.

### Challenge, Critical Thinking, & Other Applications

- The Ontario Labour Relations Board is reviewing a human resource complaint. At the time of filing, a construction worker indicated that her employer failed to pay her monthly wages of \$3,400, \$3,200, \$3,600, and \$3,475 starting four months prior. It has taken the Ontario Labour Relations Board nine months since the time of filing to gather the needed information and make a judgment in favour of the complainant. If the standard interest rate used in its judgment is 9% compounded monthly, what amount is awarded to the construction worker?
- Larry is a financial adviser helping a client save up \$100,000 in five years' time. The client has the financial means to pursue either of the following two alternatives:
  - Make three equal deposits due today, in 2 years, and 4 years.
  - Make four equal deposits due today, in 1 year, in 3 years, and  $4\frac{1}{2}$  years.

If Larry can invest the funds at 9% compounded semi-annually, which option is in the best interests of the client? In current dollars, how much better for the client is that recommended option?

- Four years ago Aminata borrowed \$5,000 from Randal with interest at 8% compounded quarterly to be repaid one year from today. Two years ago Aminata borrowed another \$2,500 from Randal at 6% compounded monthly to be repaid two years from today. Aminata would like to restructure the



payments so that she can pay 15 months from today and  $2\frac{1}{2}$  years from today. The first payment is to be twice the size of the second payment. Randal accepts an interest rate of 6.27% compounded monthly on the proposed agreement. Calculate the amounts of each payment.

- Yi-Fang is the store owner of a franchise. In flipping through her records, she notices the following debts to the same supplier: \$2,389.56 due eight months ago, \$3,478.34 due six months ago, \$1,694.32 due four months ago, \$6,497.98 due two months ago, \$4,611.03 due today, \$5,784.39 due in two months, and \$5,177.44 due in four months. She would like to clear all of these debts with a single payment next month. If the supplier charges 18.1% compounded monthly on overdue balances and provides a credit of 9% compounded monthly on early payments, calculate the amount of the payment.
- The City of Winnipeg has received two different offers to purchase a parcel of real estate in the southeast quadrant of the city. The Qualico Group has bid \$12 million today, along with annual payments of \$5 million for the first two years and

\$6 million in the subsequent two years. The Genstar Development Company has bid \$7.5 million today, along with \$8 million after one year and three subsequent annual payments of \$7 million. If the prevailing interest rates are 8.75% compounded semi-annually, which offer should the City of Winnipeg accept? In current dollars, how much better is the highest bid?

54.

## : DETERMINING THE INTEREST RATE

---

## : EQUIVALENT AND EFFECTIVE INTEREST RATES

---

### (How Do I Compare Different Rates?)

How can you compare interest rates posted with different compounding? For example, let's say you are considering the purchase of a new home, so for the past few weeks you have been shopping around for financing. You have spoken with many banks as well as onsite mortgage brokers in the show homes. With semi-annual compounding, the lowest rate you have come across is 6.6%. In visiting another show home, you encounter a mortgage broker offering a mortgage for 6.57%. In the fine print, it indicates the rate is compounded quarterly. You remember from your business math class that the compounding is an important component of an interest rate and wonder which one you should choose—6.6% compounded semi-annually or 6.57% compounded quarterly.

When considering interest rates on loans, you clearly want the best rate. If all of your possible loans are compounded in the same manner, selecting the best interest rate is a matter of picking the lowest number. However, when interest rates are compounded differently the lowest number may in fact not be your best choice. For investments, on the other hand, you want to earn the most interest. However, the highest nominal rate may not be as good as it appears depending on the compounding.

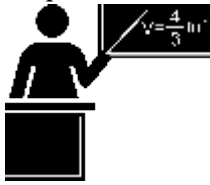
To compare interest rates fairly and select the best, they all have to be expressed with equal compounding. This section explains the concept of an effective interest rate, and you will learn to convert interest rates from one compounding frequency to a different frequency.

### **Effective Interest Rates**

If you place \$1,000 into an investment earning 10% compounded semi-annually, how much will you have in your account after one year? Less than \$1,100, exactly \$1,100, or more than \$1,100? If you say more than \$1,100, you are absolutely correct. In other words, the 10% nominal rate does not fully reflect the true amount of interest that the investment earns annually, which depends on how often the principal increases. This raises two questions:

- What exact amount of interest is earned annually?
- What annual interest rate is truly being earned?

The **effective interest rate** is the true annually compounded interest rate that is equivalent to an interest rate compounded at some other (non-annual) frequency. In other words, the amount of interest accrued at the effective interest rate once in an entire year exactly equals the amount of interest accrued at the periodic interest rate successively compounded the stated number of times in a year. To calculate the effective interest rate, you must convert the compounding on the nominal interest rate into an annual compound.



### The Formula

To see how the formula develops, take a \$1,000 investment at 10% compounded semi-annually through a full year. Start with  $PV = \$1,000$ ,  $IY = 10\%$ , and  $CY = 2$  (semi-annually). Therefore,  $i = 10\%/2 = 5\%$ . Using Formula 9.3,

after the first six-month compounding period ( $N = 1$ ) the investment is worth

$$FV = \$1,000(1 + 0.05)^1 = \$1,050$$

With this new principal of  $PV = \$1,050$ , after the next six-month compounding period the investment becomes

$$FV = \$1,050(1 + 0.05)^1 = \$1,102.50$$

Therefore, after one year the investment has earned \$102.50 of interest. Notice that this answer involves compounding the periodic interest twice, according to the compounding frequency of the interest rate. What annually compounded interest rate would produce the same result? Try 10.25% compounded annually. With  $PV = \$1,000$ ,  $IY = 10.25\%$ , and  $CY = 1$ , then  $i = 10.25\%/1 = 10.25\%$ . Thus, after a year

$$FV = \$1,000(1 + 0.1025)^1 = \$1,102.50$$

This alternative yields the same amount of interest, \$102.50. In other words, 10.25% compounded annually produces the same result as 10% compounded semi-annually. Hence, the effective interest rate on the investment is 10.25%, and this is what the investment truly earns annually.

Generalizing from the example, you calculate the future value and interest amount for the rate of 10% compounded semi-annually using the formulas

$$FV = PV(1 + i)(1 + i) \quad \text{and} \quad I = FV - PV$$

Notice that the periodic interest is compounded by a factor of  $(1 + i)$  a number of times equalling the compounding frequency ( $CY = 2$ ). You then rewrite the future value formula:

$$FV = PV(1 + i)CY$$

Substituting this into the interest amount formula,  $I = FV - PV$ , results in

$$I = PV(1 + i)CY - PV$$

Factor and rearrange this formula:

$$I = PV((1 + i)CY - 1)$$

??

PV

$$= (1 + i)CY - 1$$

On the left-hand side, the interest amount divided by the present value results in the interest rate:

$$\text{rate} = (1 + i)CY - 1$$

Formula 9.4 expresses this equation in terms of the variables for time value of money. It further adapts to any conversion between different compounding frequencies.

Formula 9.4 – Interest Rate Conversion:  $i_{new} = (1 + i_{old})^{CY_{old}/CY_{new}} - 1$


**Converted Compounding Frequency:** This is how many times in a single year the newly converted interest rate compounds. If this variable is set to 1, then the result of the formula is the effective rate of interest.

**CY<sub>original</sub>** nominal interest rate is your  $i_{old}$  and the original compounding frequency is your  $CY_{old}$ .

**rate** results from Formula 9.1,  $i_{old} = i_{old}$ , where  $i_{old}$  is Original Periodic Interest Rate: This is the unrounded periodic rate for the original interest rate that is to be converted to its new compounding. This periodic

**CY<sub>old</sub>** is Original Compounding Frequency: This is how many times in a single year the original nominal interest rate is compounded.

**i<sub>new</sub>** is Converted Periodic Interest Rate: The new periodic interest rate expressed in a compounding frequency equal to  $CY_{new}$ . As noted below, if  $CY_{new}$  equals 1, then the new periodic interest rate is also the effective rate of interest ( $i_{new}$ ); that is, the rate compounded on an annual basis.



## How It Works

Follow these steps to calculate effective interest rates:

**Step 1:** Identify the known variables including the original nominal interest rate (IY) and original compounding frequency (CYOld). Set the CYNew = 1.

**Step 2:** Apply Formula 9.1 to calculate the periodic interest rate ( $i_{Old}$ ) for the original interest rate.

**Step 3:** Apply Formula 9.4 to convert to the effective interest rate. With a compounding frequency of 1, this makes  $i_{New} = IY$  compounded annually.

Revisiting the opening scenario, comparing the interest rates of 6.6% compounded semi-annually and 6.57% compounded quarterly requires you to express both rates in the same units. Therefore, you could convert both nominal interest rates to effective rates.

	6.6% compounded semi-annually	6.57% compounded quarterly
Step 1	IY = 6.6%; CYOld = 2; CYNew = 1	IY = 6.57%; CYOld = 4; CYNew = 1
Step 2	$i_{Old} = 6.6\%/2 = 3.3\%$	$i_{Old} = 6.57\%/4 = 1.6425\%$
Step 3	$i_{New} = (1 + 0.033)^2/1 - 1 = 6.7089\%$	$i_{New} = (1 + 0.016425)^4/1 - 1 = 6.7336\%$

The rate of 6.6% compounded semi-annually is effectively charging 6.7089%, while the rate of 6.57% compounded quarterly is effectively charging 6.7336%. The better mortgage rate is 6.6% compounded semi-annually, as it results in annually lower interest charges.



### Important Notes

The Texas Instruments BAII Plus calculator has a built-in effective interest rate converter called ICONV located on the second shelf above the number 2 key. To access it, press 2nd ICONV. You access three input variables using your  $\uparrow$  or

$\downarrow$  scroll buttons. Use this function to solve for any of the three variables, not just the effective rate.

Variable	Description	Algebraic Symbol
NOM	Nominal Interest Rate	IY
EFF	Effective Interest Rate	$i_{\text{New}}$ (annually compounded)
C/Y	Compound Frequency	CY

To use this function, enter two of the three variables by keying in each piece of data and pressing ENTER to store it. When you are ready to solve for the unknown variable, scroll to bring it up on your display and press CPT. For example, use this sequence to find the effective rate equivalent to the nominal rate of 6.6% compounded semi-annually:

2nd ICONV,  
6.6 Enter ↑, 2  
Enter ↑, CPT  
Answer: 6.7089

**TOP  
SECRET**

Paths To Success

Annually compounded interest rates can be used to quickly answer a common question: “How long does it take for my money to double?” The **Rule of 72** is a rule of thumb stating that 72% divided by the annually compounded rate of return closely approximates the number of years required for money to double. Written algebraically this is

$$72\%$$

Approximate Years =

IY annually

For example, money invested at 9% compounded annually takes approximately  $72 \div 9\% = 8$  years to double (the actual time is 8 years and 15 days). Alternatively, money invested at 3% compounded annually takes approximately  $72 \div 3\%$

= 24 years to double (the actual time is 23 years and 164 days). Note how close the approximations are to the actual times.



**Give It Some Thought**

- If the nominal rate is 10%, what can you say about the effective rate?
- If you had effective rates of 8% and 9%, which would you select if you were investing?
- borrowing?
- If one investment takes 36 years to double while another takes 18 years to double, which has the higher effective rate?

<b>Example 9.6A: Understanding Your Investment</b>									
If your investment earns 5.5% compounded monthly, what is the effective rate of interest? According to the Rule of 72, approximately how long will it take your investment to double at this effective rate?									
<b>Plan</b>	Calculate the effective rate of interest ( $i_{New}$ ). Once known, apply the Rule of 72 to approximate the doubling time.								
<b>Understand</b>	<table border="0" style="width: 100%;"> <tr> <td style="width: 60%;"> <b>What You Already Know</b>                      Step 1: The original nominal interest rate and compounding along with the new compounding are known:  <math>IY = 5.5\%</math>      <math>CY_{Old} = \text{monthly} = 12</math>      <math>CY_{New} = 1</math> </td> <td style="width: 40%;"> <b>How You Will Get There</b>                      Step 2: Apply Formula 9.1 to the original interest rate. Step 3: Apply Formula 9.4, where <math>i_{New} = IY</math> annually. Step 4: To answer approximately how long it will take for the money to double, apply the Rule of 72.                 </td> </tr> </table>	<b>What You Already Know</b> Step 1: The original nominal interest rate and compounding along with the new compounding are known: $IY = 5.5\%$ $CY_{Old} = \text{monthly} = 12$ $CY_{New} = 1$	<b>How You Will Get There</b> Step 2: Apply Formula 9.1 to the original interest rate. Step 3: Apply Formula 9.4, where $i_{New} = IY$ annually. Step 4: To answer approximately how long it will take for the money to double, apply the Rule of 72.						
<b>What You Already Know</b> Step 1: The original nominal interest rate and compounding along with the new compounding are known: $IY = 5.5\%$ $CY_{Old} = \text{monthly} = 12$ $CY_{New} = 1$	<b>How You Will Get There</b> Step 2: Apply Formula 9.1 to the original interest rate. Step 3: Apply Formula 9.4, where $i_{New} = IY$ annually. Step 4: To answer approximately how long it will take for the money to double, apply the Rule of 72.								
<b>Perform</b>	<table border="0" style="width: 100%;"> <tr> <td style="width: 60%;">                     Step 2: <math>?? = 5.5\% = 0.4583\% \text{ Old } 12</math>  <math>12</math>                      Step 3: <math>??_{New} = (1 + 0.004583) 12 - 1 = 0.056408 = 5.6408\%</math>                      Step 4: <math>??_{pproximate Years} = \frac{72\%}{5.6408} = 12.76</math>  <math>8\%</math> </td> <td style="width: 40%;"> <b>Calculator Instructions</b>                      2nd ICONV  <table border="1" style="width: 100%; text-align: center;"> <tr> <th>NOM</th> <th>C/Y</th> <th>EFF</th> </tr> <tr> <td>5.5</td> <td>12</td> <td>Answer: 5.640786</td> </tr> </table> </td> </tr> </table>	Step 2: $?? = 5.5\% = 0.4583\% \text{ Old } 12$ $12$ Step 3: $??_{New} = (1 + 0.004583) 12 - 1 = 0.056408 = 5.6408\%$ Step 4: $??_{pproximate Years} = \frac{72\%}{5.6408} = 12.76$ $8\%$	<b>Calculator Instructions</b> 2nd ICONV <table border="1" style="width: 100%; text-align: center;"> <tr> <th>NOM</th> <th>C/Y</th> <th>EFF</th> </tr> <tr> <td>5.5</td> <td>12</td> <td>Answer: 5.640786</td> </tr> </table>	NOM	C/Y	EFF	5.5	12	Answer: 5.640786
Step 2: $?? = 5.5\% = 0.4583\% \text{ Old } 12$ $12$ Step 3: $??_{New} = (1 + 0.004583) 12 - 1 = 0.056408 = 5.6408\%$ Step 4: $??_{pproximate Years} = \frac{72\%}{5.6408} = 12.76$ $8\%$	<b>Calculator Instructions</b> 2nd ICONV <table border="1" style="width: 100%; text-align: center;"> <tr> <th>NOM</th> <th>C/Y</th> <th>EFF</th> </tr> <tr> <td>5.5</td> <td>12</td> <td>Answer: 5.640786</td> </tr> </table>	NOM	C/Y	EFF	5.5	12	Answer: 5.640786		
NOM	C/Y	EFF							
5.5	12	Answer: 5.640786							
<b>Present</b>	You are effectively earning 5.6408% interest per year. At this rate of interest, it takes approximately $12\frac{3}{4}$ years, or 12 years and 9 months, for the principal to double.								




Example 9.6B: Your Car Loan											
As you search for a car loan, all banks have quoted you monthly compounded rates (which are typical for car loans), with the lowest being 8.4%. At your last stop, the credit union agent says that by taking out a car loan with them, you would effectively be charged 8.65%. Should you go with the bank loan or the credit union loan?											
<b>Plan</b>	Since it is normal for a car loan to be compounded monthly, convert the effective rate to a monthly rate (IY) so that it matches all the other quotes.										
<b>Understand</b>	<p>What You Already Know</p> <p>Step 1: The effective rate and the compounding are as follows:</p> <p><math>i_{New} = 8.65\%</math></p> <p><math>CY_{Old} = \text{monthly} = 12</math></p> <p><math>CY_{New} = 1</math></p>	<p>How You Will Get There</p> <p>(Note: In this case, the <math>i_{New}</math> is known, so the process is reversed to arrive at the IY. Thus, steps 2 and 3 are performed in the opposite order.)</p> <p>Step 2: Substitute into Formula 9.4, rearrange, and solve for <math>i_{Old}</math>. Step 3: Substitute into Formula 9.1, rearrange, and solve for IY.</p>									
<b>Perform</b>	<p>Step 2: <math>0.0865 = (1 + i_{Old})^{12} - 1</math></p> <p><math>1.0865 = (1 + i_{Old})^{12}</math></p> <p><math>1.0865^{1/12} = 1 + i_{Old}</math></p> <p><math>1.006937 = 1 + i_{Old}</math></p> <p><math>0.006937 = i_{Old}</math></p> <p>Step 3: <math>0.006937 \times 12 = IY</math></p> <p><math>IY = 0.083249</math> or 8.3249%</p>	<p>Calculator Instructions</p> <table border="1" style="margin-left: auto; margin-right: auto;"> <tr> <td colspan="3" style="text-align: center;">2nd ICONV</td> </tr> <tr> <td style="text-align: center;">NOM</td> <td style="text-align: center;">C/Y</td> <td style="text-align: center;">EFF</td> </tr> <tr> <td style="text-align: center;">Answer: 8.324896</td> <td style="text-align: center;">12</td> <td style="text-align: center;">8.65</td> </tr> </table>	2nd ICONV			NOM	C/Y	EFF	Answer: 8.324896	12	8.65
2nd ICONV											
NOM	C/Y	EFF									
Answer: 8.324896	12	8.65									
<b>Present</b>	The offer of 8.65% effectively from the credit union is equivalent to 8.3249% compounded monthly. If the lowest rate from the banks is 8.4% compounded monthly, the credit union offer is the better choice.										

## Equivalent Interest Rates

At times you must convert a nominal interest rate to another nominal interest rate that is not an effective rate. For example, in the opening scenario of this section your mortgage rates were all quoted semi-annually except for one monthly rate. One way to compare these rates was to make them all effective rates. An alternative is to take the “oddball” rate and convert it to match the compounding of all the other rates.

This brings up the concept of **equivalent interest rates**, which are interest rates with different compounding that produce the same effective rate and therefore are equal to each other. After one year, two equivalent rates have the same future value.



### How It Works

To convert nominal interest rates you need no new formula. Instead, you make minor changes to the effective interest rate procedure and add an extra step. Follow these steps to calculate any equivalent interest rate:

**Step 1:** For the nominal interest rate that you are converting, identify the nominal interest rate ( $IY$ ) and compounding frequency ( $CY_{Old}$ ). Also identify the new compounding frequency ( $CY_{New}$ ).

**Step 2:** Apply Formula 9.1 to calculate the original periodic interest rate ( $i_{Old}$ ).

**Step 3:** Apply Formula 9.4 to calculate the new periodic interest rate ( $i_{New}$ ).

**Step 4:** Apply Formula 9.1 using  $i_{New}$  and  $CY_{New}$ , rearrange, and solve for the new converted nominal interest rate ( $IY$ ).

Once again revisiting the mortgage rates from the section opener, compare the 6.6% compounded semi-annually rate to the 6.57% compounded quarterly rate by converting one compounding to another. It is arbitrary which interest rate you convert. In this case, choose to convert the 6.57% compounded quarterly rate to the equivalent nominal rate compounded semi-annually.

Step 1: The original nominal interest rate  $IY = 6.57\%$  and the  $CY_{Old} = \text{quarterly} = 4$ . Convert to  $CY_{New} = \text{semi-annually} = 2$ . Step 2: Applying Formula 9.1,  $i_{Old} = 6.57\%/4 = 1.6425\%$ .

Step 3: Applying Formula 9.4,  $i_{New} = (1 + 0.016425)^4 \div 2 - 1 = 0.033119$   
2

Step 6: Applying Formula 9.1,  $0.033119 = \frac{IY}{2}$  or  $IY = 0.06624$ .

Thus, 6.57% compounded quarterly is equivalent to 6.624% compounded semi-annually. Pick the mortgage rate of 6.6% compounded semi-annually since it is the lowest rate available. Of course, this is the same decision you reached earlier.



### Important Notes

Converting nominal rates on the BAII Plus calculator takes two steps:

Step 1: Convert the original nominal rate and compounding to an effective rate. Input

NOM and C/Y, then compute the EFF. Step 2: Input the new C/Y and compute the NOM.

For the mortgage rate example above, use this sequence:

2

nd ICONV,  
6.57 Enter ↑,  
4 Enter ↑,  
CPT ↓, 2  
Enter ↓, CPT  
Answer:  
6.623956

A good way to memorize this technique is to remember to “go up then down the ladder.” To convert a nominal rate to an effective rate, you press “↑” twice. To convert an effective rate back to a nominal rate, you press “↓” twice. Hence, you go up and down the ladder!



### Things To Watch Out For

When converting interest rates, the most common source of error lies in confusing the two values of the compounding frequency, or CY. When working through the steps, clearly distinguish between the old compounding (CY<sub>Old</sub>) that you want to convert from and the new compounding (CY<sub>New</sub>) that you want to convert to. A little extra time spent on double-checking these values helps avoid mistakes.



### Give It Some Thought

- If you convert a monthly compounded rate into a semi-annually compounded rate, is the converted nominal rate higher or lower?
- If you convert a quarterly rate into a monthly rate, is the converted nominal rate higher or lower?

Example 9.6C: Which Investment to Choose?															
You are looking at three different investments bearing interest rates of 7.75% compounded semi-annually, 7.7% compounded quarterly, and 7.76% compounded semi-annually. Which investment offers the highest interest rate?															
<b>Plan</b>	Notice that two of the three interest rates are compounded semi-annually while only one is compounded quarterly. Although you could convert all three to effective rates (requiring three calculations), it is easier to convert the quarterly compounded rate to a semi-annually compounded rate. Then all rates are compounded semi-annually and are therefore comparable.														
<b>Understand</b>	<table border="0" style="width: 100%;"> <tr> <td style="width: 50%;"> <b>What You Already Know</b>                              Step 1: The original interest rate and compounding are known:                              IY = 7.7%                              CY<sub>Old</sub> = quarterly = 4                              CY<sub>New</sub> = semi-annually = 2                         </td> <td style="width: 50%;"> <b>How You Will Get There</b>                              Step 2: Apply Formula 9.1 to the original interest rate.                              Step 3: Convert the original interest rate to its new periodic rate using Formula 9.4.                              Step 4: Substitute into Formula 9.1 and rearrange for IY.                         </td> </tr> </table>	<b>What You Already Know</b> Step 1: The original interest rate and compounding are known: IY = 7.7% CY <sub>Old</sub> = quarterly = 4 CY <sub>New</sub> = semi-annually = 2	<b>How You Will Get There</b> Step 2: Apply Formula 9.1 to the original interest rate. Step 3: Convert the original interest rate to its new periodic rate using Formula 9.4. Step 4: Substitute into Formula 9.1 and rearrange for IY.												
<b>What You Already Know</b> Step 1: The original interest rate and compounding are known: IY = 7.7% CY <sub>Old</sub> = quarterly = 4 CY <sub>New</sub> = semi-annually = 2	<b>How You Will Get There</b> Step 2: Apply Formula 9.1 to the original interest rate. Step 3: Convert the original interest rate to its new periodic rate using Formula 9.4. Step 4: Substitute into Formula 9.1 and rearrange for IY.														
<b>Perform</b>	<table border="0" style="width: 100%;"> <tr> <td style="width: 50%;">                             Step 2: <math>i_{New} = \frac{7.7\%}{4} = 1.925\%</math>                              Step 3: <math>i_{New} = (1 + 0.01925)^4 - 1 = 0.038870</math>                              Step 4: <math>0.038870 = \frac{IY}{2}</math>  <math>IY = 0.077741</math> or 7.7741%                         </td> <td style="width: 50%;"> <b>Calculator Instructions</b>                               2nd ICONV  <table border="1" style="width: 100%; border-collapse: collapse;"> <thead> <tr> <th>Steps</th> <th>NOM</th> <th>C/Y</th> <th>EFF</th> </tr> </thead> <tbody> <tr> <td>1-3</td> <td>7.7</td> <td>4</td> <td>Answer: 7.925204</td> </tr> <tr> <td>4-6</td> <td>Answer: 7.774112</td> <td>2</td> <td>✓</td> </tr> </tbody> </table> </td> </tr> </table>	Step 2: $i_{New} = \frac{7.7\%}{4} = 1.925\%$ Step 3: $i_{New} = (1 + 0.01925)^4 - 1 = 0.038870$ Step 4: $0.038870 = \frac{IY}{2}$ $IY = 0.077741$ or 7.7741%	<b>Calculator Instructions</b>  2nd ICONV <table border="1" style="width: 100%; border-collapse: collapse;"> <thead> <tr> <th>Steps</th> <th>NOM</th> <th>C/Y</th> <th>EFF</th> </tr> </thead> <tbody> <tr> <td>1-3</td> <td>7.7</td> <td>4</td> <td>Answer: 7.925204</td> </tr> <tr> <td>4-6</td> <td>Answer: 7.774112</td> <td>2</td> <td>✓</td> </tr> </tbody> </table>	Steps	NOM	C/Y	EFF	1-3	7.7	4	Answer: 7.925204	4-6	Answer: 7.774112	2	✓
Step 2: $i_{New} = \frac{7.7\%}{4} = 1.925\%$ Step 3: $i_{New} = (1 + 0.01925)^4 - 1 = 0.038870$ Step 4: $0.038870 = \frac{IY}{2}$ $IY = 0.077741$ or 7.7741%	<b>Calculator Instructions</b>  2nd ICONV <table border="1" style="width: 100%; border-collapse: collapse;"> <thead> <tr> <th>Steps</th> <th>NOM</th> <th>C/Y</th> <th>EFF</th> </tr> </thead> <tbody> <tr> <td>1-3</td> <td>7.7</td> <td>4</td> <td>Answer: 7.925204</td> </tr> <tr> <td>4-6</td> <td>Answer: 7.774112</td> <td>2</td> <td>✓</td> </tr> </tbody> </table>	Steps	NOM	C/Y	EFF	1-3	7.7	4	Answer: 7.925204	4-6	Answer: 7.774112	2	✓		
Steps	NOM	C/Y	EFF												
1-3	7.7	4	Answer: 7.925204												
4-6	Answer: 7.774112	2	✓												
<b>Present</b>	The quarterly compounded rate of 7.7% is equivalent to 7.7741% compounded semi-annually. In comparison to the semi-annually compounded rates of 7.75% and 7.76%, the 7.7% quarterly rate is the highest interest rate for the investment.														



Section 9.6 Exercises

## Mechanics

Convert the following nominal interest rates to their effective rates.

Nominal Interest Rate	
1.	4.75% compounded quarterly
2.	7.2% compounded monthly
3.	3.95% compounded semi-annually

Convert the following effective rates to their nominal rates.

Effective Interest Rate	Nominal Interest Rate
4. 10%	Semi-annually
5. 12%	Monthly
6. 8%	Quarterly

Convert the following nominal interest rates to their equivalent rates.

Nominal Interest Rate	Equivalent Rate
7. 6% compounded monthly	Semi-annually
8. 4.5% compounded quarterly	Monthly
9. 8% compounded semi-annually	Quarterly
10. 7.05% compounded monthly	Semi-annually

## Applications

- The HBC credit card has a nominal interest rate of 26.44669% compounded monthly. What effective rate is being charged?

- Your company's union just negotiated a salary increase of 0.5% every three months. What effective increase in your salary was negotiated?
- What is the effective rate on a credit card that charges interest of 0.049315% per day?
- RBC offers two different investment options to its clients. The first option is compounded monthly while the latter option is compounded quarterly. If RBC wants both options to have an effective rate of 3.9%, what nominal rates should it set for each option?
- Your competitor reported to its shareholders that growth in profits in the previous year averaged 0.1% per week (assume 52 weeks in a year). Your financial department shows your company's profits have grown 0.45% per month. Compare your monthly profit growth to your competitor's monthly profit growth. How much better is the higher growth?
- Louisa is shopping around for a loan. TD Canada Trust has offered her 8.3% compounded monthly, Conexus Credit Union has offered 8.34% compounded quarterly, and ING Direct has offered 8.45% compounded semi-annually. Rank the three offers and show calculations to support your answer.

### Challenge, Critical Thinking, & Other Applications

- Your three-year monthly compounded investment just matured and you received \$9,712.72, of which \$2,212.72 was interest. What effective rate of interest did you earn?
- GenX Holdings received an invoice from its supplier that indicates the penalty on overdue invoices will be charged at a rate of 3.4% per month. What effective rate of interest is being charged on overdue invoices?
- The TD Emerald Visa card wants to increase its effective rate by 1%. If its current interest rate is 19.067014% compounded daily, what new daily compounded rate should it advertise?
- Five investors reported the following results. Rank the effective rates of return realized by each investor from highest to lowest and show outputs to support your work.

Investor Results	
1	\$4,000 principal earned \$1,459.10 of interest compounded monthly over four years
2	\$9,929.85 maturity value including \$1,429.85 of interest compounded quarterly for two years
3	\$14,750 principal maturing at \$19,370.83 after 3½ years of semi-annually compounded interest
4	\$3,194.32 of interest earned on a \$6,750 principal after five years of daily compounding
5	\$5,321.65 maturity value including \$1,421.65 of interest compounded annually over four years



56.

## : DETERMINING THE NUMBER OF COMPOUNDS

---



57.

## CHAPTER 9 SUMMARY

---

## CHAPTER 10: COMPOUND INTEREST: APPLICATIONS INVOLVING SINGLE PAYMENTS

---

### (In the Real World, Where Do I Put This Knowledge to Work?)

Everywhere you look, financial advertisements appeal for a share of your hard-earned money. It is hard to go a day without seeing at least one of the following:

- Television ads about GICs that earn you the maximum money
- Bank billboards and signage indicating maximum interest rates
- Magazine ads for high-interest bonds
- Internet banner ads and unsolicited emails promising safe investments and high interest rates

Headlines on news websites blare that costs are rising from inflation and how your purchasing power is dropping.

Revealing articles tell how underfunding of the Canada Pension Plan (CPP) and Old Age Security (OAS) will leave you without sufficient retirement income in your golden years. The CPP in 2012 offered a maximum benefit of \$986.67 per month to a limited few, with the average CPP collector earning only \$529.09 per month. OAS pays a maximum \$544.98 per month, with the average pensioner receiving \$514.74. If you retired today your monthly income for life (to be indexed for inflation) is \$1,043.83 with a \$1,531.65 maximum. Very few people receive the maximum. To make matters worse, OAS and CPP income is taxable by the government! If you don't start investing your money into your tax-sheltered RRSP or TFSA

(Tax-Free Savings Account) soon and provide your own source of retirement funds, you will be cash poor in retirement. It is no wonder that many mid-size to large companies help their loyal workers save for retirement by offering employee benefit plans from company-sponsored GIC plans to high-interest savings.

In retail, endless sources of credit and no-payment plans are available on a wide range of merchandise. These highly successful plans allow consumers to buy merchandise they probably couldn't otherwise get. The Brick offers no payments for at least 15

months, while Leon’s hosts the “Don’t pay a cent” event. Canadian consumers increasingly purchase merchandise through such plans. Meanwhile, behind the scenes, retailers are buying and selling these plans to finance companies to liquidate their outstanding accounts receivables.

This whole chapter uses compound interest involving single payments to deal with real-life applications. For all of them your knowledge of future values, present values, interest rates, and terms is vital. This chapter introduces a range of investment options such as long-term GICs, Canada Savings Bonds, and strip bonds. You will see how businesses buy and sell promissory notes. You will also learn how to extend time value of money concepts to applications involving rates of inflation, purchasing power, and rates of change.

Your knowledge of compound interest concepts is about to become very practical. So buckle up your seatbelt as this chapter takes you on an exciting ride!

## Outline of Chapter Topics

10.1: Application: Long-Term GICs (Keeping Your Money Safe When Investing) 10.2: Application: Long-Term Promissory Notes (IOUs)

10.3: Application: Savings Bonds (You Can Personally Finance Canada’s Debt! 10.4: Application: Strip Bonds (Buy Low, Sell High)

10.5: Application: Inflation, Purchasing Power, and Rates of Change (Your Grandparents Used to Go to a Movie for a Quarter)



## : APPLICATION: LONG-TERM GICS

---

### (Keeping Your Money Safe When Investing)

Recall that Guaranteed Investment Certificates (GICs) are investments offering a guaranteed rate of interest over a predetermined time period. Whereas short-term GICs in Section 8.3 involved terms less than one year, most long-term GICs range from one to five years. Though terms longer than this are available, they are not very common.

Also recall that Section 8.3 discussed the factors that determine interest rates for short-term GICs. The same factors apply to long-term GICs: To receive the highest interest rate on a GIC, you should still invest a large principal in a nonredeemable GIC for the longest term possible.

The key difference between short- and long-term GICs lies in the compounding of interest. Long-term GICs do not wait until the end of the term for interest on them to appear and be paid out. Rather, in line with the definition of compound interest, a long-term GIC periodically converts the accrued interest into principal throughout the transaction. Although GICs come in many varieties (remember, financial institutions try to market these products attractively to investors), three structures are commonly available:

- **Interest Payout GICs.** An **interest payout GIC** uses interest rates that by all appearances you might assume to be compounded periodically since they are listed side-by-side with compound interest rates. In practice, though (and by reading the fine print), you will find that the periodically calculated interest is never added to the principal of the GIC, and in essence the concepts of simple interest are used. Instead, the interest is paid out to the investor (perhaps into a chequing account) and does not actually compound unless the investor takes the interest payment received and invests it in another compounding investment. Interest payout GIC interest rates can take either a fixed or variable format. For example, in an online browsing of long-term GICs you may find a posted rate on a three-year GIC at 2% semi-annually. The fine print and footnotes may show that the interest is paid out on a simple interest basis at the end of each six months.
- **Compound Interest GICs.** A **compound interest GIC** uses compound interest rates for which interest is periodically calculated and converted to the principal of the GIC for further compounding. Interest rates can be either fixed or variable.

- **Escalator Interest GICs.** An **escalator interest GIC** uses compound interest rates that usually remain constant during each of a series of time intervals, always rising stepwise throughout the term of the investment with any accrued interest being converted to principal.

When you invest in a GIC, you are in essence lending the bank your money in return for earning an interest rate. Financial institutions commonly use the money raised from GICs to fund mortgages. As a result, the posted interest rates on GICs hover at 1% to 2% lower than the interest rates on mortgages. Thus, the bank earns the interest from its mortgagors, paying only a portion of it to its GIC investors. The rest of this section discusses each of the three types of GICs separately.

### Interest Payout GIC

The interest payout GIC is mathematically the least interesting of the three types of GICs since the interest, while periodically calculated based on compound interest rates, does not get converted to principal. Instead, the interest payment is paid out to an account specified by the investor. Therefore, usually the only variable of concern on an interest payout GIC is the amount of the interest payment.

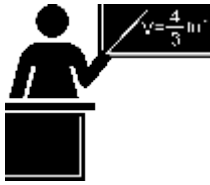
As a source of confusion, in the marketplace many financial institutions refer to interest payout GICs as simple interest GICs, because the interest never converts to principal. Examining bank websites such as CIBC ([www.cibc.com/ca/gic/index.html](http://www.cibc.com/ca/gic/index.html)), TD Canada Trust ([www.tdcanadatrust.com/GICs/index.jsp](http://www.tdcanadatrust.com/GICs/index.jsp)), or HSBC ([www.hsbc.ca/1/2/en/personal/investing-retiring/gics](http://www.hsbc.ca/1/2/en/personal/investing-retiring/gics)) reveals a variety of long-term GICs referred to as using simple interest. Why do these GICs then appear in this chapter and not previously in Chapter 8? The answer is threefold:

- **Periodic Interest Payments.** In interest payout GICs, interest is periodically paid out throughout the term of the GIC. This differs from the GICs discussed in Chapter 8 in that simple interest required interest to be calculated and added to the principal only at the end of the transaction's time period.
- **Rates Used in Calculating the Interest Amount.** In interest payout GICs, the posted rates appear intermixed with the posted compound interest rates. For example, a rate of 2% semi-annually may be posted (the word *compounded* is

usually omitted to reduce confusion with compound interest GICs), which means that 1% interest is paid out every six months.

- **Length of Time.** The terms involved with interest payout GICs are longer than one year, meeting the


definition of “long-term” GICs.



### The Formula

Calculating the interest payment requires a simplification of Formula 9.3 involving compound interest for single payments. As with compound interest GICs, you use the periodic interest rate calculated through Formula 9.1. However, in an interest payout GIC you never add the interest to the principal, so you do not need the  $1+i$  term in the formula. There is also no future value to calculate, just an interest amount. This changes Formula 9.3 from  $FV = PV \times (1 + i)^N$  to  $I = PV \times iN$ . Simplifying further, you calculate the interest one compound period at a time, where  $N = 1$ . This eliminates the need for the  $N$  exponent and establishes Formula 10.1.

Formula 10.1 – Periodic Interest Amount:  $I = PV \times i$  is Periodic Interest Rate: A result of Formula 9.1,  $i = \frac{IY}{CY}$ , this is the rate of interest that is used in calculating the interest payment amount. In an interest payout GIC, the periodic rate might be based on a posted rate of 2% semi-annually, interpreted as  $IY = 2\%$  and  $CY = 2$ .  $PV$  is Principal: The sum of money in the account upon which interest is earned. In an interest payout GIC, it is the amount of money originally deposited into the account.  $I$  is Interest Payment Amount: You determine the dollar amount of any interest payment by multiplying the principal in the account by the periodic rate of interest. Note that this formula is another version of the Rate, Portion, Base formula from Section 2.3, where the base is  $PV$ , the rate is  $i$ , and the interest payment is  $I$ .



### How It Works

Follow these steps to calculate the interest payment for an interest payout GIC:

**Step 1:** Identify the amount of principal invested. This is the  $PV$ . Also determine the nominal interest rate ( $IY$ ) and interest payout frequency ( $CY$ ).

**Step 2:** Using Formula 9.1, calculate the periodic interest rate ( $i$ ).

**Step 3:** Apply Formula 10.1 to calculate the interest amount.

Assume \$5,000 is invested for a term of three years at 5% quarterly in an interest payout GIC. Calculate the amount of the quarterly interest payment.

Step 1: The principal invested is \$5,000, or  $PV = \$5,000$ . The nominal interest rate is  $IY = 5\%$ . The frequency is  $CY = 4$  for quarterly.

Step 2: Applying Formula 9.1 results in  $i = 5\%/4 = 1.25\%$ . Step 3: Applying Formula 10.1,  $I = \$5,000 \times 0.0125 = \$62.50$ .

The investor receives an interest payment of \$62.50 every quarter throughout the term of the investment. A term of three years then means that there are  $N = 4 \times 3 = 12$  payments totalling  $\$62.50 \times 12 = \$750$  of interest. At the end of the three years, the GIC matures and the investor is paid out the principal of \$5,000.



### Important Notes

If the interest rate is variable, you must apply Formula 10.1 to each of the variable interest rates in turn to calculate the interest payment amount in the corresponding time segment. For example, if a \$1,000 GIC earns 2% quarterly for the first

$\frac{4}{12}$  year and 2.4% monthly for the second year, then in the first year  $I = \$1,000 \times \frac{2\%}{4} = \$5$ , and in the second year

$$I = \$1,000 \times \frac{2.4\%}{12} = \$2.$$



### Give It Some Thought


In an interest payout GIC, is the maturity value of the investment higher than, lower than, or the same as the principal invested in the GIC?



Example 10.1A: An Interest Payout GIC			
Jackson placed \$10,000 into a four-year interest payout GIC earning 5.5% semi-annual interest. Calculate the amount of each interest payment and the total interest earned throughout the term.			
<b>Plan</b>	Calculate the periodic interest payment amount ( $I$ ). Then calculate the total interest paid for the term based on $N$ .		
<b>Understand</b>	<table border="1" style="width: 100%; border-collapse: collapse;"> <tr> <td style="width: 50%; padding: 5px;">                     What You Already Know                      Step 1: <math>PV = \\$10,000</math>  <math>IY = 5.5\% \quad CY = 2</math> </td> <td style="width: 50%; padding: 5px;">                     How You Will Get There                      Step 2: Apply Formula 9.1.                      Step 3: Apply Formula 10.1.                      Step 4: To calculate the total interest, determine <math>N</math> using Formula 9.2 and multiply the payment by <math>N</math>.                 </td> </tr> </table>	What You Already Know Step 1: $PV = \$10,000$ $IY = 5.5\% \quad CY = 2$	How You Will Get There Step 2: Apply Formula 9.1. Step 3: Apply Formula 10.1. Step 4: To calculate the total interest, determine $N$ using Formula 9.2 and multiply the payment by $N$ .
What You Already Know Step 1: $PV = \$10,000$ $IY = 5.5\% \quad CY = 2$	How You Will Get There Step 2: Apply Formula 9.1. Step 3: Apply Formula 10.1. Step 4: To calculate the total interest, determine $N$ using Formula 9.2 and multiply the payment by $N$ .		
<b>Perform</b>	Step 2: $?? = 5.5\%$ $= 2.75\%$ $\quad 2$ Step 3: $I = \$10,000 \times 0.0275 = \$275$ Step 4: $N = 2 \times 4 = 8$ ; total interest = $\$275 \times 8 = \$2,200$		
<b>Present</b>	Every six months, Jackson receives an interest payment of \$275. Over the course of four years, these interest payments total \$2,200.		

## Compound Interest GIC

Throughout the term of a compound interest GIC, interest is periodically converted to principal. A starting amount, called the principal, remains in the account for the entire term and compounds interest. Therefore, you treat a compound interest GIC exactly like a future value compound interest calculation on a single payment amount.



### How It Works

Compound interest GICs do not require any new formulas or techniques. Most

commonly, the variables of concern are either the maturity value of the investment or the compound interest rate.

- **Maturity Value.** If the compound interest rate is fixed, then you find the maturity value by applying Formula 9.3 once, where  $FV = PV(1 + i)^N$ . These 4 steps were introduced in Chapter 9.2.

If the compound interest rate is variable, then to find the maturity value you must apply Formula 9.3 once for each segment of the timeline. These 7 steps were also introduced in Chapter 9.2. Note that in step 5, no principal adjustment needs to be made since only the interest rate variable changes.

- **Compound Interest Rate.** In the event that the unknown variable is the interest rate, recall the 6 steps were introduced in Chapter 9.5.

Assume an investment of \$5,000 is made into a three-year compound interest GIC earning 5% compounded quarterly. Solve for the maturity value.

Step 1: The timeline below illustrates this investment. This is a fixed rate compound interest GIC with a term of three years and  $PV = \$5,000$ . The nominal interest rate is  $IY = 5\%$ . The compounding frequency is  $CY = 4$ .

Step 2: The periodic interest rate is  $i = 5\%/4 = 1.25\%$ .

Step 3: The number of compound periods is  $N = 4 \times 3 = 12$ .

Step 4: Applying Formula 9.3,  $FV = \$5,000(1 + 0.0125)^{12} = \$5,803.77$ . Hence, at maturity the GIC contains \$5,803.77, consisting of \$5,000 of principal and \$803.77 of compound interest.



### Give It Some Thought

Supposing that each investment is held until maturity, which earns more interest, an interest payout GIC or a compound interest GIC?

**Example 10.1B: How Much Do You Have at Maturity?**

Andrej invested \$23,500 into a three-year variable compound interest GIC. The quarterly compounded interest rate was 3.8% for the first 15 months, 3.7% for the next 12 months, and 3.65% after that. What is the maturity value of Andrej's GIC?

**Plan**

Calculate the maturity value (FV) of Andrej's variable rate compound interest GIC.

**Understand**

What You Already Know

Step 1: The principal, terms, and interest rates are known, as shown in the timeline.

PV = \$23,500

First time segment: IY = 3.8%

CY = quarterly = 4  
Term = 1¼ years

Second time segment: IY = 3.7%

CY = quarterly = 4  
Term = 1 year

Third time segment: IY = 3.65%

CY = quarterly = 4  
Term = ¾ year

How You Will Get There

Step 2: For each time segment, calculate the periodic interest rate by

applying Formula 9.1.

Step 3: For each time segment, calculate the number of compound periods

by applying Formula 9.2.

Step 4: Calculate the future value (FV1) of the first time segment using

Formula 9.3.

Step 5: Let FV1 = PV2.

Step 6: Calculate the future value (FV2) of the second time segment using

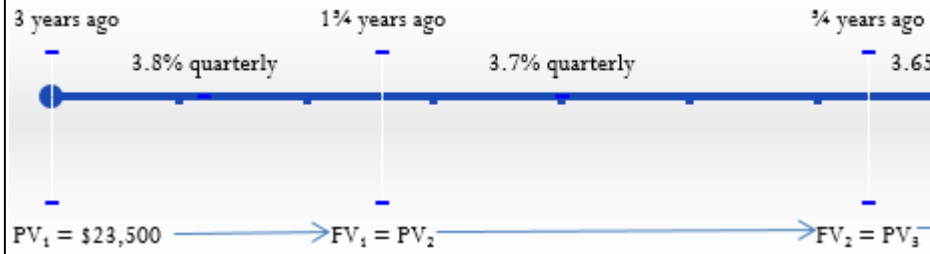
Formula 9.3.

Repeat Step 5: Let FV2 = PV3.

Repeat Step 6: Calculate the future value (FV3) of the third time segment

using Formula 9.3.

Step 7: FV3 is the final future value amount.



**Perform**

Step	First Time Segment	Second Time Segment
2.	$?? = \frac{3.8\%}{4} = 0.95\%$	$?? = \frac{3.7\%}{4} = 0.925\%$
3.	$N = 4 \times 1\frac{1}{4} = 5$	$N = 4 \times 1 = 4$
4.	$FV_1 = \$23,500 \times (1 + 0.0095)^5 = \$24,637.66119$	
5-6.	$FV_2 = \$24,637.66119 \times (1 + 0.00925)^4 = \$25,561.98119$	
Repeat 5-6	$FV_3 = \$25,561.98119 \times (1 + 0.009125)^3 = \$26,268.15$	

Calculator Instructions

Segment	N	I/Y	PV	PMT	FV	P/Y	C/Y
1	5	3.8	-23500	0	Answer: -24,637.66119	4	4
2	4	3.7	24,637.66119	✓	Answer: -25,561.98119	✓	✓
3	3	3.65	25,561.98119	✓	Answer: -26,268.14515	✓	✓

**Present**

At the end of the three-year compound interest GIC, Andrej has \$26,268.15, consisting of \$23,500 plus \$2,768.15 in interest.

**Example 10.1C: Equivalent Interest Rate on the GIC**

Using Example 10.1B, what equivalent fixed quarterly compounded interest rate did Andrej earn on his GIC?

<b>Plan</b>	Calculate the fixed quarterly compounded interest rate (IY) that is equivalent to the three variable interest rates.					
<b>Understand</b>	What You Already Know Step 1: From Example 10.1B, the principal, maturity value, compounding frequency, and term are known, as illustrated in the timeline. CY = 4 Term = 3 years	How You Will Get There Step 2: Calculate N using Formula 9.2. Step 3: Substitute into Formula 9.3 and rearrange for Formula 9.1 and rearrange for IY.				
	<p>3 Years Ago _____ % Quarterly _____ Today                  PV = \$23,500 FV = \$26,268.15</p>					
<b>Perform</b>	Step 2: $N = 4 \times 3 = 12$ Step 3: $\$26,268.15 = \$23,500(1 + i)^{12}$ $1.117793 = (1 + i)^{12}$ $1$ $1.11779312 = 1 + ??$ $1.009322 = 1 + i$ $0.009322 = i$ Step 4: $0.009322 = IY$ $IY = 0.037292 = 3.7292\%$ compounded quarterly	Calculator Instructions <table border="1" style="margin-left: auto; margin-right: auto;"> <tr> <td>N</td> <td>I/Y</td> </tr> <tr> <td>12</td> <td>Answer: 3.72916</td> </tr> </table>	N	I/Y	12	Answer: 3.72916
N	I/Y					
12	Answer: 3.72916					

<b>Present</b>	A fixed rate of 3.7292% compounded quarterly is equivalent to the three variable interest rates that Andrej realized.
----------------	---

## Escalator Interest GIC

An escalator interest GIC is a compound interest rate GIC with four distinguishing characteristics:

- The interest rate is variable throughout the term.
- The nominal interest rate always increases with each change so that higher returns on longer terms will

encourage the investor to keep the sum of money invested in this GIC.

- The interest rates are known in advance and fixed for the duration of each time segment of the investment.
- Each time segment is most commonly one year in length.

Various financial institutions call escalator interest GICs by many names to differentiate their products from others on the market. Some of the names include Rate Riser, Stepper, Multi-Rater, Stepmaker, and RateAdvantage. Regardless of the actual name used, if the GIC fits the above characteristics it is an escalator interest GIC.



### **How It Works**


The escalator interest GIC is a special form of the compound interest GIC, so the exact same formulas and procedures used for compound interest GICs remain applicable. The most common applications with escalator GICs involve finding one of the following:

- The maturity value of the GIC.
- The equivalent fixed rate of interest on the GIC so that the investor can either compare it to that of other options or just better understand the interest being earned. Recall from Chapter 9 the 6 steps you need to calculate equivalent fixed rates.

**Example 10.1D: Understanding Your Escalator Rate GIC**

Antoine is thinking of investing \$8,000 into a five-year CIBC Escalating Rate GIC with annually compounded rates of 0.5%, 1.5%, 2%, 3.5%, and 6.5% in each subsequent year. Determine the maturity value of Antoine’s investment along with the equivalent fixed annually compounded rate.

<b>Plan</b>	First, calculate the maturity value of Antoine’s investment (FV) at the end of the five-year term. Then calculate the equivalent fixed nominal interest rate (IY).	
<b>Understand</b>	<p>What You Already Know</p> <p>Step 1: The present value, term, and escalating nominal interest rates are known, as shown in the timeline.</p>	<p>How You Will Get There</p> <p>Step 2: For each time segment, calculate the <math>i</math> and <math>N</math> in the timeline using Formulas 9.1 and 9.2. Note that since all rates are compounded annually (<math>CY = 1</math>), Formula 9.1 results in <math>i = IY</math> for all time segments. As well, in Formula 9.2 the <math>N</math> always equals 1 since both <math>CY = 1</math> and <math>Years = 1</math> for every time segment.</p> <p>Step 3: Solve for FV using Formula 9.3. Since only the interest rate changes, expand the formula:</p> $FV = PV \times (1 + i_1)^{N_1} \times (1 + i_2)^{N_2} \times \dots \times (1 + i_5)^{N_5}$ <p>Step 4: To reflect the entire five-year term compounded annually, calculate a new value of <math>N</math> using Formula 9.2.</p> <p>Step 5: Substitute into Formula 9.3 and rearrange for <math>i</math>.</p> <p>Step 6: With <math>CY = 1</math>, then <math>IY = i</math>.</p>



**Perform**

Step 2: Figure 10.14 shows the successive calculated values of  $i$  and  $N$ .

Step 3:  $FV_1 = \$8,000(1 + 0.005)^1 (1 + 0.015)^1 (1 + 0.02)^1 (1 + 0.035)^1 (1 +$

Step 4:  $N = 1 \times 5 = 5$

Step 5:  $\$9,175.13 = \$8,000(1 + i)^5$

$$1.146891 = (1 + i)^5$$

$$1$$

$$1.1468915 = 1 + ??$$

$$1.027790 = 1 + i$$

$$0.027790 = i$$

Step 6:  $IY = i = 0.027790$  or 2.779% compounded annually

Calculator Instructions

Time Segment	N	I/Y	PV	PMT	FV
1	1	0.5	-8000	0	Answer
2	✓	1.5	-8040	✓	Answer
3	✓	2	-8160.60	✓	Answer
4	✓	3.5	-8323.812	✓	Answer
5	✓	6.5	-8,615.14542	✓	Answer
All	5	Answer: 2.779014	-8000	✓	9175.13

**Present**

If Antoine invests in the CIBC Escalating value after five years is \$9,175.13. He realized annually on his investment.





## Section 10.1 Exercises

### Mechanics

Calculate the amount of each interest payment as well as the total interest paid over the entire term for each of the following interest payout GICs.

	<b>Principal (PV)</b>	<b>Nominal Interest Rate (IY)</b>	<b>Term</b>
1.	\$43,000	6% quarterly	4 years
2.	\$38,100	6.6% monthly	2 years

Calculate the missing pieces of the puzzle (as indicated by ?) for the following compound interest GICs. Cells with N/A are not required.

	<b>Principal</b>	<b>Nominal Interest Rate and Term</b>	<b>Compounding Frequency</b>	<b>Maturity Value</b>	<b>Interest Amount Earned</b>	<b>Equivalent Fixed Interest Rate</b>
3.	\$17,400	4.3% for 4 years	semi-annually	?	?	N/A
4.	\$25,000	2.9% for first year; 3.9% for second year	quarterly	?	?	?% quarterly
5.	\$51,000	3.9% for 5 years	monthly	?	?	N/A
6.	\$72,375	1.85% for 6 months; then 2.1% for 18 months; then 2.35% for 2 years	Semi-annually	?	?	?% annually

Calculate the missing pieces of the puzzle (as indicated by ?) for the following escalator rate GICs. Each interest rate listed is for a one-year term.

	<b>Principal</b>	<b>Nominal Interest Rates</b>	<b>Compounding Frequency</b>	<b>Maturity Value</b>	<b>Interest Amount Earned</b>	<b>Equivalent Fixed Interest Rate</b>
7.	\$2,680	0.75%; 1.25%; 1.85%	Annually	?	?	?% annually
8.	\$134,000	1.15%; 1.95%; 2.5%; 4%; 7%	Semi-annually	?	?	?% semi-annually
9.	\$84,630	0.15%; 1.1%; 3.9%; 6.8%	Monthly	?	?	?% annually
10.	\$15,985	0.25%; 0.75%; 1.9%; 2.75%; 7.1%	Quarterly	?	?	?% annually

## Applications

- Sanchez placed \$11,930 into a five-year interest payout GIC at 4.2% compounded monthly. Calculate the interest payout amount every month.
- RBC is offering you a four-year fixed rate compound interest GIC at 3.8% compounded quarterly. TD Canada Trust is offering you a variable rate compound interest GIC at 3.4% for the first two years, followed by 4.25% for the remaining two years. If you have \$10,000 to invest, which GIC should you select? How much more interest will you earn from the selected GIC than from the alternative?
- Your five-year variable rate GIC is due to mature. Your monthly compounded interest rate was 1.5% for 22 months, 1.75% for 9 months, 1.6% for 13 months, and 1.95% for the remainder. If you originally invested \$7,165, what is the maturity value? What equivalent monthly compounded fixed rate of interest did the GIC earn?
- For three different five-year compound interest GICs, you can choose between fixed rates of 4.8% compounded monthly, 4.83% compounded quarterly, or 4.845% compounded semi-annually. On a \$25,000 investment, how much more interest will the best option earn compared to the worst option?
- The RBC RateAdvantage escalator GIC offers annually compounded interest rates on a five-year nonredeemable GIC of 0.75%, 2.25%, 2.5%, 3%, and 5%. Calculate the maturity value of a \$40,000 investment. Determine the annually compounded equivalent fixed rate earned on the investment.
- TD Canada Trust is offering its five-year Stepper GIC at annually escalating rates of 1.15%, 2%, 2.75%, 3.5%, and 4.5%. All rates are compounded semi-annually. Alternatively, it is offering a five-year fixed rate GIC at 2.7% compounded monthly. What total interest amount does an \$18,000 investment earn under each option?
- Your escalator rate GIC has annually compounded interest rates of 1.15%, 1.95%, 3.2%, 4.7%, and 6.6% in subsequent years. On a \$15,140 investment, calculate the following:

- The amount of interest earned in each year.
- The annually compounded equivalent fixed rate.

## Challenge, Critical Thinking, & Other Applications

- You have invested \$6,365 into a three-year interest payout GIC earning 3.75% compounded annually. If you invest each of your interest payout amounts into a Builder GIC (which allows you to contribute regularly to the GIC) earning 2.4% compounded monthly, how much interest in total do you earn over the three-year term?
- Three years ago you placed \$50,000 into an RBC five-year fixed rate, nonredeemable, compound interest GIC earning 3.9% compounded quarterly. Interest rates have risen since that initial investment, and banks today are advertising rates of 4.5% compounded semi-annually on two-year compound interest GICs. Your RBC GIC allows you to redeem your investment early, but you would incur a 0.75% penalty per year on the maturity value of the account. Should you keep your current RBC GIC, or should you take the early withdrawal penalty and invest in a new two-year GIC? Show calculations to support your recommendation.
- Calculate the interest earned on each of the following five-year GICs. Rank the GICs from best to worst based on the amount of interest earned on a \$15,000 investment.
- An interest payout GIC earning 4.5% compounded quarterly.
- A fixed rate compound interest GIC earning 4.2% compounded monthly.
- A variable rate quarterly compound interest GIC earning consecutively 3.9% for 1.5 years, 4.25% for 1.75 years, 4.15% for 0.75 years, and 4.7% for 1 year.
- An escalator rate GIC earning semi-annually compounded rates of 1.25%, 2%, 3.5%, 5.1%, and 7.75% in successive years.

## : APPLICATION: LONG-TERM PROMISSORY NOTES

---

(IOUs)

How do all of those “don’t pay until . . .” plans work? The retail industry overflows with financing plans specifically designed to attract customers to purchase merchandise on credit. Most of these offers include terms such as “no money down” and “no payments for  $x$  months.” You can find these plans at most furniture retailers such as The Brick and Leon’s, electronic retailers such as Best Buy, along with many other establishments including jewellery stores and sleep centres.

But have you ever considered how this works on the business side? If every customer purchased merchandise under these no-money-required plans, how would the retailer stay in business? For example, perhaps The Brick’s customers purchase furniture in January 2014 that they do not have to pay for until January 2016. During these two years, The Brick does not get paid for the products sold; however, it has paid its suppliers for the merchandise. How can a retailer stay in business while it waits for all those postponed payments?

Consumers generally do not read the fine print on their contracts with these retailers. Few consumers realize that the retailers often sell these contracts (sometimes immediately) to finance companies they have partnered with. While the consumer sees no noticeable difference, behind the scenes the retailer receives cash today in exchange for the right to collect payment in the future when the contract becomes due. That way the finance company becomes responsible for collecting on the loan to the consumer.

This section introduces the mathematics behind the sale of promissory notes between companies. Recall from Section


- that a *promissory note*, more commonly called a note, is a written debt instrument that details a promise made by a buyer to pay a specified amount to a seller at a predetermined and specified time. If the debt allows for interest to accumulate, then it is called an *interest-bearing promissory note*. If there is no allowance for interest, then it is called a *noninterest-bearing promissory note*. Interest-bearing notes are covered in this section and noninterest notes are discussed in the next section. When promissory notes

extend more than one year, they involve compound interest instead of simple interest.

### Interest-Bearing Promissory Notes

When you participate in “don’t pay until . . .” promotions, you create a promissory note in which you promise to pay for your goods within the time interval stated. These promotions commonly carry 0% interest if paid before the stated deadline, so the notes are noninterest-bearing promissory notes. However, failure to pay the note before the deadline transforms the note into an interest-bearing note for which interest is retroactive to the date of sale, usually at a very high rate of interest such as 21%.

The mathematics of interest-bearing promissory notes deal primarily with the sale of long-term promissory notes between organizations. When the note is sold, the company buying it (usually a finance company) purchases the maturity value of the note and not the principal of the note. To the finance company, the transaction is an investment from which it intends to earn a profit through the difference between maturity value and purchase price. Thus, the finance company discounts the maturity value of the note using a discount rate that permits it to invest a smaller sum of money today to receive a larger sum of money in the future. The company selling the note is willing to take the smaller sum of money to cash in its accounts receivables and eliminate the risk of default on the debt.



#### How It Works

Recall that in simple interest the sale of short-term promissory notes involved three steps. You use the same three-step sequence for long-term compound interest promissory notes. On long-term promissory notes, a three-day grace period is not required, so the due date of the note is the same as the legal due date of the note.

**Step 1:** Draw a timeline, similar to the one on the next page, detailing the original promissory note and the sale of the note.

**Step 2:** Take the initial principal on the date of issue and determine the note’s future value at the stated deadline using the stated rate of interest attached to the note.

As most long-term promissory notes have a fixed rate of interest, this involves a future value calculation using Formula 9.3.

- **CY**  
Calculate the periodic interest rate using Formula 9.1,  $?? = IY$ .
- Calculate the number of compounding periods between the issue date and due date using Formula 9.2,  $N = CY \times \text{Years}$ .
- Solve for the future value using Formula 9.3,  $FV = PV(1 + i)^N$ .

**Step 3:** Using the date of sale, discount the maturity value of the note using a new negotiated discount rate of interest to determine the proceeds of the sale. Most commonly the negotiated discount rate is a fixed rate and involves a present value calculation using Formula 9.3.

- **CY**  
Calculate the new periodic interest rate using Formula 9.1,  $?? = IY$ .
- Calculate the number of compounding periods between the date of sale of the note and the due date using Formula 9.2,  $N = CY \times \text{Years}$ . Remember to use the CY for the discount rate, not the CY for the original interest rate.
- Solve for the present value using Formula 9.3,  $FV = PV(1 + i)^N$ , rearranging for PV.

Assume that a three-year \$5,000 promissory note with 9% compounded monthly interest is sold to a finance company 18 months before the due date at a discount rate of 16% compounded quarterly.

Step 1:  
The  
timeli  
ne to  
the  
right  
illustr  
ates  
the  
situati  
on.

Step 2a:

The periodic interest rate on the note is  $i = 9\%/12 = 0.75\%$ .

Step 2b: The term is three years with monthly compounding, resulting in  $N = 12 \times 3 = 36$ .

Step 2c: The maturity value of the note is  $FV = \$5,000(1 + 0.0075)^{36} = \$6,543.23$ .

Step 3a: Now sell the note. The periodic discount rate is  $i = 16\%/4 = 4\%$ .

Step 3b: The time before the due date is  $1\frac{1}{2}$  years at quarterly compounding.

The number of compounding periods is  $N = 4 \times 1\frac{1}{2} = 6$ .

Step 3c: The proceeds of the sale of the note is  $\$6,543.23 = PV(1 + 0.04)^6$ , where  $PV = \$5,171.21$ . The finance company purchases the note (invests in the note) for  $\$5,171.21$ . Eighteen months later, when the note is paid, it receives  $\$6,543.23$ .



### Important Notes

The assumption behind the three-step procedure for selling a long-term promissory note is that the process starts with the issuance of the note and ends with the proceeds of the sale. However, mathematically you may deal with any part of the transaction as an unknown. For example, perhaps the details of the original note are known, the finance company's offer on the date of sale is known, but the quarterly discounted rate used by the finance company needs to be calculated.

The best strategy in any of these scenarios is always to execute step 1 and create a timeline. Identify the known variables to visualize the process, then recognize any variable(s) remaining unknown. Keeping in mind how the selling of a promissory note works, you can adapt the three-step promissory note procedure using any of the techniques discussed in Chapter 9. Some examples of these adaptations include the following:

- The discounted rate is unknown. Execute steps 1 and 2 normally. In step 3, solve for  $i$  (then  $IY$ ) instead of PV.
- The original principal of the note is unknown. Execute step 1 normally. Work with step 3, but solve for FV instead of PV. Then work with step 2 and solve for PV instead of FV.
- The length of time by which the date of sale precedes the maturity date is unknown. Execute steps 1 and 2 normally. In step 3, solve for  $N$  instead of PV.

As you can see, the three steps always stay intact. However, you may need to reverse steps 2 and 3 or calculate a different unknown variable.



### Things To Watch Out For

In working with compound interest long-term promissory notes, the most common mistakes relate to the maturity value and the two interest rates.

- **Maturity Value.** Remember that the company purchasing the note is purchasing the maturity value of the note, *not* its principal on the issue date. Any promissory note situation always involves the maturity value of the promissory note on its due date.
- **Two Interest Rates.** The sale involves two interest rates: an interest rate tied to the note itself and an interest rate (the discount rate) used by the purchasing company to acquire the note. Do not confuse these two rates.



**Example 10.2A: Proceeds on an Interest-Bearing Note**

Jake’s Fine Jewellers sold a diamond engagement ring to a customer for \$4,479.95 and established a promissory note under one of its p requires 6% compounded semi-annually interest and is due on January 1, 2017. On October 1, 2015, Jake’s Fine Jewellers needed t company at a discount rate of 11% compounded quarterly. What are the proceeds of the sale?

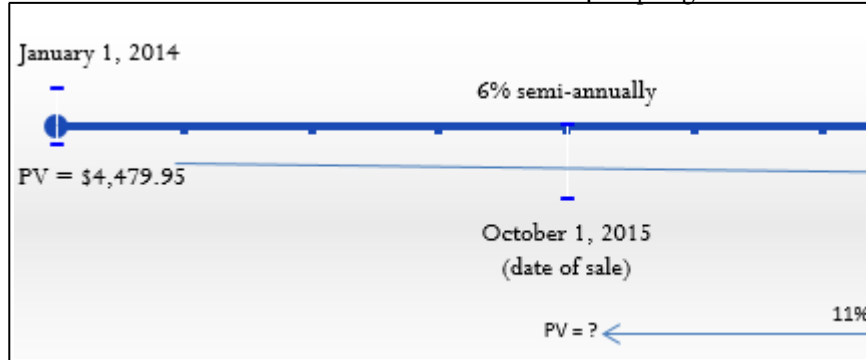
**Plan**

Find the proceeds of the sale for Jake’s Fine Jewellers on October 1, 2013. This is the present value of the maturity value on the maturity date and the discount rate.

**Understand**

What You Already Know Step 1: The issue date, maturity date, principal, interest rate on the note, date of sale, and the discount rate are known, as illustrated in the timeline.

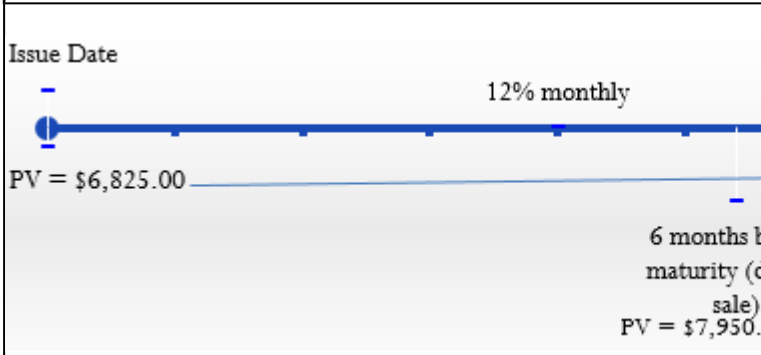
How You Will Get There  
 Step 2a: Working with the periodic interest rate  
 Step 2b: Calculate the number of periods using Formula 9.3 and the maturity value of the note.  
 Step 3a: Working with the discount periodic interest rate  
 Step 3b: Calculate the present value of the maturity value, which is the proceeds of the sale, by discounting the maturity value back to the date of sale.



<b>Perform</b>	<p>Step 2a: <math>IY = 6\%</math>, <math>CY = 2</math>, <math>i = 6\%/2 = 3\%</math></p> <p>Step 2b: Years = January 1, 2017 – January 1, 2014 = 3 Years, <math>N = 2 \times 3 = 6</math></p> <p>Step 2c: <math>PV = \\$4,479.95</math>,</p> $FV = \$4,479.95(1 + 0.03)^6 = \$5,349.29$ <p>Step 3a: <math>IY = 11\%</math>, <math>CY = 4</math>, <math>i = 11\%/4 = 2.75\%</math></p> <p>Step 3b: Years = January 1, 2017 – October 1, 2015 = 1½ Years, <math>N = 4 \times 1\frac{1}{4} = 5</math></p> <p>Step 3c: <math>\\$5,349.29 = PV(1 + 0.0275)^5</math></p> $PV = \$5,349.29 = \$4,670.75$ $1.02755$	<p>Calculator Instructions</p> <table border="1"> <thead> <tr> <th>Part</th> <th>N</th> <th>I/Y</th> <th>PV</th> </tr> </thead> <tbody> <tr> <td>Maturity</td> <td>6</td> <td>6</td> <td>-4479.95</td> </tr> <tr> <td>Sale</td> <td>5</td> <td>11</td> <td>Answer: -4,670.753</td> </tr> </tbody> </table>	Part	N	I/Y	PV	Maturity	6	6	-4479.95	Sale	5	11	Answer: -4,670.753
	Part	N	I/Y	PV										
Maturity	6	6	-4479.95											
Sale	5	11	Answer: -4,670.753											
<b>Present</b>	<p>Jake’s Fine Jewellers made the sale for \$4,479.95 on January 1, 2014. On October 1, 2015, it receives \$5,349.29 from the customer. The finance company holds the note until maturity.</p>													

**Example 10.2B: Finding an Unknown Discount Rate**

A \$6,825 two-year promissory note bearing interest of 12% compounded monthly is sold six months before maturity to a finance company. What semi-annually compounded discount rate was used by the finance company?

<p><b>Plan</b></p>	<p>Calculate the semi-annually compounded negotiated discount rate (IY) used by the finance company when it purchased the note.</p>	
<p><b>Understand</b></p>	<p>What You Already Know Step 1: The term, principal, promissory note interest rate, date of sale, and proceeds amount are known, as shown in the timeline.</p>	<p>How You Will Get There</p> <p>Step 2a: Working with the promissory note itself, calculate the periodic discount rate using Formula 9.1.</p> <p>Step 2b: Calculate the number of compound periods using Formula 9.2. Calculate the maturity value of the note using Formula 9.3.</p> <p>Step 3a: Note the CY on the discount rate.</p> <p>Step 3b: Calculate the number of compound periods elapsing between the purchase date and maturity. Use Formula 9.2.</p> <p>Step 3c: Calculate the periodic discount rate used by the finance company using Formula 9.3 and rearranging for <math>i</math>. Then substitute into Formula 9.1 and rearrange for <math>IY</math>.</p> 
<p><b>Perform</b></p>	<p>Step 2a: <math>IY = 12\%</math>, <math>CY = 12</math>, <math>i = 12\%/12 = 1\%</math></p> <p>Step 2b: Years = 2, <math>N = 12 \times 2 = 24</math></p> <p>Step 2c: <math>PV = \\$6,825.00</math>, <math>FV = \\$6,825.00(1 + 0.01)^{24} = \\$8,665.94</math></p> <p>Step 3a: <math>CY = 2</math></p> <p>Step 3b: Years = 6 months = <math>\frac{1}{2}</math> Year, <math>N = 2 \times \frac{1}{2} = 1</math></p> <p>Step 3c: Solve for <math>i</math>:</p> $\$8,665.94 = \$7,950.40(1 + i)^1$ $1.090000 = 1 + i$ $i = 0.090000$ <p>Solve for IY: <math>0.090000 = IY \div 2</math></p> <p>IY = 0.180001 or 18.0001% compounded semi-annually (most likely 18%; the error)</p>	


Calculator Instructions							
Part	N	I/Y	PV	PMT	FV	P/Y	C/Y
Maturity	24	12	-6825	0	Answer: 8,665.938976	12	12
Discount Rate	1	Answer: 18.0001	-7950.40	✓	8665.94	2	2

<b>Present</b>	<p>The sale of the promissory note is based on a maturity value of \$8,665.94. The finance company used a discount rate of 18% compounded semi-annually to arrive at proceeds of \$7,950.40.</p>
----------------	--

## Noninterest-Bearing Promissory Notes

A noninterest-bearing promissory note involves either truly having 0% interest or else already including a flat fee or rate within the note's face value. Therefore, the principal amount and maturity amount of the promissory note are the same.



### How It Works

A noninterest-bearing note simplifies the calculations involved with promissory notes. Instead of performing a future value calculation on the principal in step 2, your new step 2 involves equating the present value and maturity value to the same amount ( $PV = FV$ ). You then proceed with step 3.

Assume a three-year \$5,000 noninterest-bearing promissory note is sold to a finance company 18 months before the due date at a discount rate of 16% compounded quarterly.

Step 1: The timeline is illustrated here.

Step 2: The maturity value of the note three years from now is the same as the principal, or  $FV = \$5,000$ .

Step 3a:  
 Now sell the  
 note. The  
 periodic  
 discount rate  
 is  $i = 16\%/4 =$   
 $4\%$ .

Step 3b: The  
 time before the  
 due date is  $1\frac{1}{2}$   
 years at quarterly  
 compounding.  
 The number of  
 compounding  
 periods is  $N = 4 \times$   
 $1\frac{1}{2} = 6$ .

Step 3c: The proceeds of the sale of the note is  $\$5,000 = PV(1 + 0.04)^6$ , or  $PV =$   
 $\$3,951.57$ . The finance company purchases the note (invests in the note) for  $\$3,951.57$ .  
 Eighteen months later, when the note is paid, it receives  $\$5,000$ .



### Give It Some Thought


If a noninterest-bearing note is sold to another company at a discount rate, are the proceeds of the sale more than, equal to, or less than the note?

**Example 10.2C: Selling a Noninterest-Bearing Long-Term Promissory Note**

A five-year, noninterest-bearing promissory note for \$8,000 was issued on June 23, 2011. The plan is to sell the note at a discounted rate of 4.5% compounded semi-annually on December 23, 2015. Calculate the expected proceeds on the note.

**Plan** Calculate the proceeds on the note (PV) based on the note’s maturity value and the date of the sale.

<p><b>Understand</b></p>	<p>What You Already Know Step 1: The principal, noninterest on the note, issue date, due date, discount rate, and date of sale are known, as illustrated in the timeline.</p>	<p>How You Will Get There                  Step 2: Equate the FV of the                  Step 3a: Working with the sa                  applying Formula 9.1.                  Step 3b: Calculate the numb                  maturity. Use Formula 9.2.                  Step 3c: Calculate the procee</p>		
<p><b>Perform</b></p>	<p>Step 2: <math>FV = PV = \\$8,000</math>                  Step 3a: <math>IY = 4.5\%</math>, <math>CY = 2</math>, <math>i = 4.5\%/2 = 2.25\%</math>                  Step 3b: Years = June 23, 2017 – December 23, 2015  <math>= 1\frac{1}{2}</math> Years, <math>N = 2 \times 1\frac{1}{2} = 3</math>                  Step 3c: <math>\\$8,000 = PV(1 + 0.0225)^3</math>  <math>PV = \frac{\\$8,000}{1.0225^3} = \\$7,483.42</math></p>	<p>Calcula  <table border="1" style="width: 100px; height: 100px; margin-left: auto; margin-right: auto;"> <tr><td>1</td></tr> <tr><td>1</td></tr> </table></p>	1	1
1				
1				
<p><b>Present</b></p>	<p>The expected proceeds are \$7,483.42 on December 23, 2015, with a maturity value of \$8,000.</p>			





## Section 10.2 Exercises

### Mechanics

Calculate the unknown variable (indicated with a ?) for the following noninterest-bearing promissory notes.

	Principal	Issue Date	Due Date	Sale Date	Discount Rate	Sale Proceeds
1.	\$10,000	August 14, 2010	November 14, 2015	February 14, 2012	5.95% compounded quarterly	\$?
2.	\$19,000	May 29, 2010	May 29, 2015	September 29, 2012	8.7% compounded monthly	\$?
3.	\$?	September 30, 2009	September 30, 2014	March 30, 2012	6.8% compounded semi-annually	\$21,574.34
4.	\$31,300	June 3, 2009	June 3, 2015	November 3, 2012	?% compounded monthly	\$27,268.08

Calculate the unknown variable(s) (indicated with a ?) for the following interest-bearing promissory notes.

	Issue Amount	Term of Note	Interest Rate on Note	Date of Sale (before maturity)	Discount Rate	Sale Proceeds
5.	\$51,000	6 years	7.75% compounded quarterly	2½ years	12% compounded semi-annually	\$?
6.	\$18,200	4½ years	9.45% compounded monthly	1 year, 6 months	15% compounded quarterly	\$?
7.	\$5,350	3¼ years	6.95% compounded monthly	1½ years	?% compounded semi-annually	\$5,587.02
8.	\$2,900	4 years	8.8% compounded semi-annually	9 months	?% compounded monthly	\$3,570.13
9.	\$?	5 years	7.5% compounded quarterly	2 years, 6 months	13.25% compounded semi-annually	\$11,705.14
10.	\$26,945.75	6 years	10.3% compounded annually	? years, ? months	19.3% compounded monthly	\$32,046.52

## Applications

- Determine the proceeds of the sale on a seven-year noninterest-bearing promissory note for \$1,600, discounted 45 months before its due date at a discount rate of 8.2% compounded quarterly.
- If a noninterest-bearing four-year promissory note is discounted 1½ years before maturity at a discount rate of 6.6% compounded semi-annually to have proceeds of \$14,333.63, what is the principal amount of the note?
- Determine the proceeds of the sale on a six-year interest-bearing promissory note for \$5,750 at 6.9% compounded monthly, discounted two years and three months before its due date at a discount rate of 9.9% compounded quarterly.
- A three-year interest-bearing promissory note for \$8,900 at 3.8% compounded annually is sold one year and two months before its due date at a discount rate of 7.1% compounded monthly. What is the amount of the discount on the sale?
- Two years and 10 months before its due date, an eight-year interest-bearing promissory note for \$3,875 at 2.9% compounded semi-annually is discounted to have sale proceeds of \$4,182.10. What monthly compounded discount rate was used?
- On May 1, 2012, a six-year interest-bearing note for \$8,800 at 4.99% compounded monthly dated August 1, 2009, is discounted at 8% compounded semi-annually. Determine the proceeds on the note.
- A seven-year interest-bearing note for \$19,950 at 8.1% compounded quarterly is issued on January 19,



2006. Four years and 11 months later, the note is discounted at 14.55% compounded monthly. Determine the proceeds on the note and how much interest the original owner of the note realized.

### Challenge, Critical Thinking, & Other Applications

- A \$36,555 interest-bearing note at 5% compounded monthly is issued on October 15, 2011, for a term of 87 months. Fifty-seven months later, the note is sold to yield a discount amount of \$11,733.41. What quarterly compounded discount rate is being used?
- On December 12, 2012, an eight-year promissory note at 6.2% compounded semi-annually with three years and three months remaining until its due date is sold. The discount rate is 10.9% compounded monthly, resulting in a discount of

\$49,349.87. Calculate the original principal of the note.

- A 10-year, \$100,000 note at 7.5% compounded quarterly is to be sold. The prevailing discount rate for promissory notes of this type today, six years before maturity, is 9% compounded annually. Prevailing discount rates are forecast to rise by 2% every year. The seller of the note will sell the note today, one year from today, or two years from today, depending on which sale date produces the highest nominal proceeds. Rank the various alternatives and recommend a sale date.

61.

## : APPLICATION: SAVINGS BONDS

---

(You Can Personally Finance Canada's Debt!)

How does Canada finance its long-term debt? One way is through **savings bonds**, or SBs for short, which are long-term financial instruments with 10-year maturities issued only by the federal Canadian government. Approximately \$8.8 billion of savings bonds were outstanding in August 2012, representing approximately 1.4% of the gross national debt.

Compare this with the 27% of Canada's national debt financed through treasury bills, the short-term instrument you studied in Section 8.6. For up-to-date information on CSBs, visit <http://csb.gc.ca/home>.

### Key Characteristics of Savings Bonds

Similar to T-bills, SBs are purchased by financial institutions who, in turn, sell the SBs to investors like you and me. Savings bonds have six key characteristics:

- **Denomination.** SBs are issued only in denominations of \$100, \$300, \$500, \$1,000, \$5,000, and \$10,000.
- **Term.** SBs are issued with 10-year maturity dates and can be purchased only on their issue date.
- **Issuance.** From 1998 to 2010, SBs have been issued on the first of every month from November through April inclusive (six times per year). Starting in 2011, SBs are issued only in November and December.
- **Calculation of Interest.** Interest on SBs is always calculated using one of two methods:
- **Regular interest SBs**, called R-bonds, pay the interest annually to the owner of the bond and do not convert the interest to principal. This is identical to an interest payout GIC. The lowest denomination available for these bonds is

\$300.1

- **Compound interest SBs**, called C-bonds, annually convert the interest earned from the bond to principal. This is identical to a compound interest GIC. These bonds are available in any denomination.

# Savings Bonds

Canada Savings  
Bonds (CSBs)

Canada Premium  
Bonds (CPBs)

R-  
bonds

C-  
bonds

R-  
bonds

C-  
bonds

**Types of Bonds.** SBs are issued in two versions distinguished by when they can be redeemed. The figure to the right illustrates the combination of versions and interest calculations available.

- **Canada Savings Bonds (CSBs)** are redeemable at any time. If they are redeemed during an anniversary month (that is, a multiple of 12 months from the issuance date), they receive interest for the full year, according to the R-bond or C-bond rules as appropriate. If they are redeemed during a non-anniversary month, they receive the annual interest plus interest for the partial year using simple interest calculations on the basis of the number of full months. For example, if

a CSB with an anniversary date of November 1 is redeemed on January 23, simple interest for the partial year is paid only for the two full months from November 1 to January 1. CSBs pay a lower interest rate because of the privilege of redemption. When they are issued, the interest rate is generally known for the first year only, though sometimes multiyear rates are posted. Usually, each subsequent year will have its new interest rate announced in a timely fashion.

- **Canada Premium Bonds (CPBs)** have all the same characteristics of CSBs except that they are redeemable only during the anniversary month based on the month of issue. The actual day of the month does not matter. These bonds pay a higher interest rate premium, historically 0.6% to 2.65% higher, for not being redeemable at any time. When

1 Like interest payout GICs, these R-bonds essentially apply the concepts of simple interest. However, because of the long-term nature of savings bonds, this concept is discussed here instead of with simple interest in Chapters 7 and 8.

CPBs are issued, the interest rate is known for the first three years, and thereafter announced for periods of one to three years at a time.

- **Identification.** All SBs when issued are assigned a series letter and number.
- CSBs start with the letter “S” and as of November 2012 were on issue number “130.” This is referred to as “Series S130.”
- CPBs start with the letter “P” and as of December 2012 were on issue “81.” This is referred to as “Series P81.”

## Interest Rates on Savings Bonds

The posted interest rates on savings bonds are based on current market conditions either at the time of issue or upon each anniversary. The rates are related to the Bank of Canada interest rate. Generally, for CSBs the interest rate set is slightly above the Bank of Canada rate by approximately 0.15% to 0.25%, though this margin is not fixed. Similarly for CPBs, the rate is commonly 0.5% to 1% higher than the Bank of Canada rate, though again the margin is not fixed.

The historic interest rates since 2004 for CSBs are listed in the table below. Since 2004, all series of CSBs (starting with S86 up to S130) have received the same annual interest rate based on their month of issue. Series prior to 2004 (S85 and earlier) may have individually different interest rates; you should not use this table for those bonds.

Issue/Anniversary Date*	2004	2005	2006	2007	2008	2009	2010	2011	2012	2013
January 1	1.65%	1.65%	2.62%	2.90%	3.10%	1.65%	0.40%	0.65%	0.65%	0.5%
February 1	1.55%	1.55%	2.68%	2.80%	2.85%	1.25%	0.40%	0.65%	0.65%	0.5%
March 1	1.30%	1.55%	2.75%	3.10%	2.50%	1.00%	0.40%	0.65%	0.65%	0.5%
April 1	1.25%	1.65%	2.75%	3.10%	2.45%	0.75%	0.40%	0.65%	0.65%	0.5%
November 1	1.50%	2.50%	3.00%	3.25%	2.00%	0.40%	0.65%	0.5%	0.5%	N/A**
December 1	1.50%	2.56%	3.00%	3.25%	1.85%	0.40%	0.65%	0.5%†	0.5%	N/A**
Series Issued (in monthly order)	S86 to S91	S92 to S97	S98 to S103	S104 to S109	S110 to S115	S116 to S121	S122 to S127	S128 to S129†	S130‡	No series issued**

All interest rates are annual.

\*This table is only valid for all CSBs with issue dates of January 1, 2004, and later, starting with S86 up to S130.

†In 2011, the Canadian Government ceased issuing CSBs in January through April. The series numbers represent November and December series.

‡No CSBs were issued in December 2012. Thus, the series number is for November 2012.

\*\*At time of writing, these rates were not available yet.

From 1998 to 2010, six series were issued annually, with the posted interest rate lasting for only one year. For example, Series S105 was issued on February 1, 2007, at an interest rate of 2.80%, with annual changes on February 1 to 2.85% in 2008, 1.25% in 2009, 0.40% in 2010, and 0.65% in both 2011 and 2012. As another example, Series S113 was

issued on April 1, 2008, at an interest rate of 2.45%, with annual changes on April 1 to 0.75% in 2009, 0.40% in 2010, and

0.65% in both 2011 and 2012.

The historic interest rates for a sample of CPBs since 2004 are listed in the next table. Unlike their CSB counterparts, each CPB has its own individual interest rate. To see more information on historic CPB rates or rates on older CSBs, visit <http://csb.gc.ca/about/rates>.

Series	Issue Date	2004	2005	2006	2007	2008	2009	2010	2011	2012	2013
P36	Jan 1, 2004	2.35%	2.75%	3.00%	4.00%	5.50%	2.35%	2.50%	2.65%	1.00%	1.20%
P38	Mar 1, 2004	2.25%	2.50%	3.00%	3.50%	4.00%	1.75%	1.90%	2.05%	1.00%	1.20%
P40	Nov 1, 2004	1.85%	2.45%	3.40%	3.30%	3.40%	3.50%	1.10%	1.40%	1.70%	N/A*
P43	Feb 1, 2005		2.00%	2.30%	2.60%	2.95%	3.00%	3.05%	1.10%	1.40%	1.70%
P45	Apr 1, 2005		2.00%	2.30%	2.60%	2.75%	2.90%	3.05%	1.10%	1.40%	1.70%
P47	Dec 1, 2005		2.50%	3.00%	3.55%	2.35%	2.50%	2.65%	1.00%	1.20%	1.40%
P48	Jan 1, 2006			2.50%	3.25%	4.00%	2.35%	2.50%	2.65%	1.00%	1.20%
P50	Mar 1, 2006			3.00%	3.25%	4.00%	1.75%	1.90%	2.05%	1.00%	1.20%
P52	Nov 1, 2006			3.15%	3.25%	3.35%	1.00%	1.40%	1.80%	1.00%	1.20%
P55	Feb 1, 2007				2.95%	3.00%	3.05%	1.00%	1.40%	1.80%	1.00%
P57	Apr 1, 2007				3.15%	3.25%	3.35%	1.00%	1.40%	1.80%	1.00%
P59	Dec 1, 2007				3.30%	3.40%	3.50%	1.10%	1.40%	1.70%	N/A*
P60	Jan 1, 2008					3.15%	3.20%	3.25%	1.10%	1.40%	1.70%
P62	Mar 1, 2008					2.85%	3.00%	3.15%	1.10%	1.40%	1.70%
P64	Nov 1, 2008					2.35%	2.50%	2.65%	1.00%	1.20%	1.40%
P67	Feb 1, 2009						1.75%	1.90%	2.05%	1.00%	1.20%
P69	Apr 1, 2009						1.40%	1.55%	1.70%	1.00%	1.20%
P71	Dec 1, 2009						1.00%	1.40%	1.80%	1.00%	1.20%
P72	Jan 1, 2010							1.00%	1.40%	1.80%	1.00%
P74	Mar 1, 2010							1.00%	1.40%	1.80%	1.00%

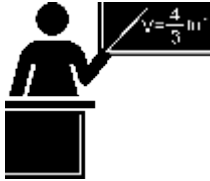
All interest rates are annual.

\*At time of writing, these rates were not available yet.

## Calculating Interest Amounts and Maturity Values on Savings Bonds

The mathematics of savings bonds focuses on the two things most important to investors:

- What amount of interest is earned?
- What is the maturity value?




### The Formula

Savings bonds require a combination of seven previously introduced formulas:

- *Formula 8.1 Simple Interest:  $I = PVrt$*
- *Formula 8.2 Simple Interest for Single Payments:  $FV = PV(1 + rt)$*
- *Formula 8.3 Interest Amount for Single Payments:  $I = FV - PV$*
- *CY*
- *Formula 9.1 Periodic Interest Rate:  $i = IY$*
- *Formula 9.2 Number of Compound Periods for Single Payments:  $N = CY \times \text{Years}$*
- *Formula 9.3 Compound Interest for Single Payments:  $FV = PV(1 + i)^N$*
- *Formula 10.1 Periodic Interest Amount:  $I = PV \times i$*

Savings bonds are always compounded annually, or  $CY = 1$ . Therefore, it is possible to simplify a few variables and calculations in these formulas:

- In Formula 9.1, the periodic interest rate ( $i$ ) is always the same as the nominal interest rate ( $IY$ ), or  $i = IY$ .
- When you calculate the future value using Formulas 9.2 and 9.3, each time segment is one year in duration, or  $\text{Years} = 1$ . Therefore, Formula 9.2 always produces  $N = 1$ . Additionally, you can then simplify Formula 9.3 to read  $FV = PV(1 + i)$ .



## How It Works

Follow these steps to work with regular interest savings bonds:

**Step 1:** Determine the principal (PV) invested in the bond on the issue date.

**Step 2:** Locate the historic interest rates for the applicable CSB or CPB. Once for each complete year that the bond is held, apply Formula 10.1 to calculate the annual interest amount paid out to the investor that year as of the most recent anniversary month. Round all amounts to two decimals.

**Step 3:** Sum the annual interest amounts that you calculated in step 2 to arrive at the total interest ( $I$ ). Note that the maturity value (FV) is the same as the principal (PV). If the bond is being redeemed in an anniversary month, this is the last step. For CSBs being redeemed in a non-anniversary month, proceed with step 4.

**Step 4:** Calculate the number of complete months ( $t$ ) that the CSB is held after the most recent anniversary date. Using the interest rate ( $r$ ) for the partial year, apply Formula 8.1 to calculate the interest payment amount for the partial year. Add this amount to the previously totalled interest amount in step 3 to arrive at a final total interest earned ( $I$ ). The maturity value (FV) remains the same as the principal (PV).

Follow these steps to work with compound  
interest savings bonds:

**Step 1:** Determine the principal (PV) invested in  
the bond on the issue date.

**Step 2:** Locate the historic interest rates for the applicable CSB or CPB. Once for each complete year that the bond is held, apply Formula 9.3 to calculate the maturity amount as of the most recent anniversary month. Recall in each repetition that the FV of a prior calculation becomes the new PV in the subsequent calculation.

**Step 3:** The maturity value (FV) is the final result of step 2. If the interest amount ( $I$ ) earned to date is required, apply Formula 8.3. If the bond is being redeemed in an anniversary month, this is the last step. For CSBs being redeemed in a non- anniversary month, proceed with step 4.

**Step 4:** Take the unrounded maturity value from step 3 and make it the new present value (PV). Calculate the number of complete months ( $t$ ) that the CSB is held after the most recent anniversary date. Using the interest rate ( $r$ ) for the partial year, apply Formula 8.2 to arrive at the final maturity value (FV) for the CSB. To calculate the total



interest on the bond from purchase to redemption, take this final maturity value (FV) and subtract the principal (PV) that you identified in step 1.



### Things To Watch Out For

When working with the simple interest formulas (8.1 and 8.2), recall that the interest rate ( $r$ ) and the time ( $t$ ) need to be in the same units. With annual interest rates on savings bonds, you must convert the monthly time to an annual format by taking the number of months and dividing by 12 ( $t = \text{months} / 12$ ).

## TOP SECRET

### Paths To Success

Two methods can be used to speed up the calculations required for compound interest savings bonds.

- **Step 2 Formula Adaptation:** Recall that when calculating the future value of a single payment for which *only* the interest rate fluctuates, you can calculate the maturity amount by formula in a single multiplication:

$$FV = PV \times (1 + i_1)^{N_1} \times (1 + i_2)^{N_2} \times \dots \times (1 + i_n)^{N_n}$$

where  $n$  represents the total complete years that the savings bond is held. With annual compounding where  $N = 1$

and  $IY = i$ , you can simplify this further:

$$FV = PV \times (1 + IY_1) \times (1 + IY_2) \times \dots \times (1 + IY_n)$$

- **Step 4 Simple Interest BAI Plus Calculator Adaptation.** If you have used the calculator for compound interest calculations, you can continue to use it to compute the FV for the final partial year at simple interest. Just input  $r \times t$  into the I/Y button while leaving N, P/Y, and C/Y all equalling one.



### Give It Some Thought

- What is the maturity value of a \$10,000 Series S91 CSB R-bond redeemed on December 1, 2009?
- Look at Table 10.1. As an example, note that S86 received a new interest rate of 0.40% on January 1, 2010. Also note that S122 was issued on January 1, 2010, at the same rate of 0.40%. Why do older CSBs such as S86 receive the same interest rate as newer CSBs such as S122?
- Which of the following investment amounts are not possible for R-bonds? a. \$300      b. \$400 c. \$500  
d. \$600 e. \$700 f. \$800

**Example 10.3A: CSB R-Bond Redemptions**

Elisabeth invested in five \$10,000 denomination Series S106 R-bond CSBs. How much interest will she earn in total if she redeems the bond on the following dates:

- a. March 1, 2011
- b. June 23, 2011

<b>Plan</b>	Calculate the total interest ( $I$ ) that Elisabeth earned while in possession of the bond for each date.
<b>Understand</b>	<p><b>What You Already Know</b>                  Step 1: She has five bonds at \$10,000 each, or <math>PV = \\$50,000</math>.</p> <p><b>How You Will Get There</b>                  Step 2: From the savings bond table, S106 was issued on March 1, 2007. The annual interest rates (<math>i</math>) from that point are 3.1% in 2007, 2.5% in 2008, 1.00% in 2009, 0.40% in 2010, and 0.65% in 2011. Remembering that <math>i = IY</math>, for each of 2007, 2008, 2009, and 2010 apply Formula 10.1. This calculates all of the annual interest amounts paid each year up to March 1, 2011. Step 3: Total all of the interest from the previous step. This answers part (a).                  Step 4: For the second question, calculate <math>t</math>, which is the number of complete months after March 1, 2010. Then taking the new interest rate (<math>r</math>), apply Formula 8.1. Add this to the interest from Step 3 to arrive at the total interest for part (b).</p>
<b>Perform</b>	<p>Step 2: <math>PMT(2007) = \\$50,000 \times 0.031 = \\$1,550</math>  <math>PMT(2008) = \\$50,000 \times 0.025 = \\$1,250</math>  <math>PMT(2009) = \\$50,000 \times 0.01 = \\$500</math>  <math>PMT(2010) = \\$50,000 \times 0.004 = \\$200</math></p> <p>Step 3: <math>I = \\$1,550 + \\$1,250 + \\$500 + \\$200 = \\$3,500</math> (if redeemed on March 1, 2011)                  Step 4: June 23 – March 1 = 3 complete months = <math>t</math>; <math>r = 0.65\%</math>  <math>I = \\$50,000(0.0065)\left(\frac{3}{12}\right) = \\$81.25</math>                  Total <math>I = \\$3,500 + \\$81.25 = \\$3,581.25</math> (if redeemed on June 23, 2010)</p>
<b>Present</b>	If Elisabeth redeems her five \$10,000 S106 R-bond CSBs on March 1, 2011, she will have earned \$3,500 in total interest. By holding onto it until June 23, 2011, she acquires an additional \$81.25 of interest for a total of \$3,581.25.

**Example 10.3B: CPB C-Bond Redemption**

Dusty invested into two \$10,000, three \$1,000, and one \$500 denomination Series P60 C-bond CPBs. She redeemed the bond in 2012.

What was the maturity value?  
How much interest did she earn?

**Plan** Calculate the maturity value of the bond (FV). Then determine the total interest (*I*).

**Understand**

**What You Already Know**  
Step 1: Her total investment was:  
 $PV = 2 \times \$10,000 + 3 \times \$1,000 + 1 \times \$500 = \$23,500.$

**How You Will Get There**  
Step 2: From the premium bond table, P60 was issued on January 1, 2008. The annual interest rates (*i*) from that point were 3.15% in 2008, 3.2% in 2009, 3.25% in 2010, and 1.10% in 2011. Since this is a CPB bond, the redemption in 2012 must be in January 2012 (the only month it can be redeemed). Remembering that  $N = 1$  and  $i = IY$ , adapt Formula 9.3 to calculate the maturity value of the bond:  
 $FV = PV \times (1 + i_{2008}) \times (1 + i_{2009}) \times (1 + i_{2010}) \times (1 + i_{2011})$   
Step 3: To calculate the interest, apply Formula 8.3.

**Perform**

Step 2:  $FV = \$23,500 \times (1 + 0.0315) \times (1 + 0.032) \times (1 + 0.0325) \times (1 + 0.011) = \$26,113.07$   
Step 3:  $I = \$26,113.07 - \$23,500.00 = \$2,613.07$

Calculator Instructions

Year	N	I/Y	PV	PMT	FV	P/Y	C/Y
2008	1	3.15	-23500	0	Answer: 24,240.25	1	1
2009	✓	3.2	± FV	✓	Answer: 25,015.938	✓	✓
2010	✓	3.25	± FV	✓	Answer: 25,828.95599	✓	✓
2011	✓	1.1	± FV	✓	Answer: 26,113.0745	✓	✓

**Present**

On her investment of \$23,500, Dusty will have a maturity value of \$26,113.07 in January of 2012. She earned \$2,613.07 of interest.

**Example 10.3C: CSB C-Bond Redemptions**

What is the maturity value and amount of interest earned on a \$10,000 denomination Series S95 C-bond CSB if it is redeemed on the following dates:

- April 1, 2011
- December 28, 2011

<b>Plan</b>	Calculate the maturity value (FV) and the total interest ( <i>I</i> ) on each of the noted dates.	
<b>Understand</b>	What You Already Know Step 1: PV = \$10,000.	<p><b>How You Will Get There</b></p> <p>Step 2: From the savings bond table, S95 was issued on April 1, 2005. The annual interest rates (<i>i</i>) from that point on were 1.65% in 2005, 2.75% in 2006, 3.1% in 2007, 2.45% in 2008, 0.75% in 2009, 0.40% in 2010, and 0.65% in 2011. Remembering that <math>N = 1</math> and <math>i = IY</math>, adapt Formula 9.3 to calculate the maturity value of the bond:</p> $FV = PV \times (1 + i_{2005}) \times (1 + i_{2006}) \times (1 + i_{2007}) \times (1 + i_{2008}) \times (1 + i_{2009}) \times (1 + i_{2010})$ <p>Step 3: To calculate the interest as of April 1, 2011, apply Formula 8.3.</p> <p>Step 4: For the second question, calculate <i>t</i>, which is the number of complete months after April 1, 2010. The FV from step 2 becomes the new PV. Then take the new interest rate (<i>r</i>) and apply Formula 8.2. Reapply Formula 8.3 to calculate the interest at this point.</p>

<b>Perform</b>	<p>Step 2: <math>FV = \\$10,000 \times (1 + 0.0165) \times (1 + 0.0275) \times (1 + 1.031) \times (1 + 1.0245) \times (1 + 1.004) = \\$11,159.34255</math></p> <p>Step 3: <math>I = \\$11,159.34 - \\$10,000.00 = \\$1,159.34</math> (on April 1, 2011)</p> <p>Step 4: December 28, 2011 – April 1, 2011 = 8 complete months = <math>t</math>; <math>r = 0.65\%</math></p> <p><math>FV = \\$11,159.34255(1 + 0.0065)^{\frac{8}{12}} = \\$11,207.70</math></p> <p><math>I = \\$11,207.70 - \\$10,000.00 = \\$1,207.70</math> (on December 28, 2011)</p>																																															
	<p>Calculator Instructions</p> <table border="1"> <thead> <tr> <th>Year</th> <th>N</th> <th>I/Y</th> <th>PV</th> <th>PMT</th> <th>FV</th> </tr> </thead> <tbody> <tr> <td>2005</td> <td>1</td> <td>1.65</td> <td>-10000</td> <td>0</td> <td>Answer: 10,165</td> </tr> <tr> <td>2006</td> <td>✓</td> <td>2.75</td> <td>± FV</td> <td>✓</td> <td>Answer: 10,444.5375</td> </tr> <tr> <td>2007</td> <td>✓</td> <td>3.1</td> <td>± FV</td> <td>✓</td> <td>Answer: 10,768.31816</td> </tr> <tr> <td>2008</td> <td>✓</td> <td>2.45</td> <td>± FV</td> <td>✓</td> <td>Answer: 11,032.14196</td> </tr> <tr> <td>2009</td> <td>✓</td> <td>0.75</td> <td>± FV</td> <td>✓</td> <td>Answer: 11,114.88302</td> </tr> <tr> <td>2010</td> <td>✓</td> <td>0.4</td> <td>± FV</td> <td>✓</td> <td>Answer: 11,159.34255</td> </tr> <tr> <td>2011 Partial Year</td> <td>✓</td> <td><math>0.65 \times 8 = 12 =</math></td> <td>± FV</td> <td>✓</td> <td>Answer: 11,207.69971</td> </tr> </tbody> </table>	Year	N	I/Y	PV	PMT	FV	2005	1	1.65	-10000	0	Answer: 10,165	2006	✓	2.75	± FV	✓	Answer: 10,444.5375	2007	✓	3.1	± FV	✓	Answer: 10,768.31816	2008	✓	2.45	± FV	✓	Answer: 11,032.14196	2009	✓	0.75	± FV	✓	Answer: 11,114.88302	2010	✓	0.4	± FV	✓	Answer: 11,159.34255	2011 Partial Year	✓	$0.65 \times 8 = 12 =$	± FV	✓
Year	N	I/Y	PV	PMT	FV																																											
2005	1	1.65	-10000	0	Answer: 10,165																																											
2006	✓	2.75	± FV	✓	Answer: 10,444.5375																																											
2007	✓	3.1	± FV	✓	Answer: 10,768.31816																																											
2008	✓	2.45	± FV	✓	Answer: 11,032.14196																																											
2009	✓	0.75	± FV	✓	Answer: 11,114.88302																																											
2010	✓	0.4	± FV	✓	Answer: 11,159.34255																																											
2011 Partial Year	✓	$0.65 \times 8 = 12 =$	± FV	✓	Answer: 11,207.69971																																											
<b>Present</b>	<p>If the bond is redeemed on April 1, 2011, it matures at \$11,159.34, earning \$1,159.34 interest.</p> <p>If the bond is redeemed on December 28, 2011, it matures at \$11,207.70, earning \$1,207.70 interest.</p>																																															



### Section 10.3 Exercises

For all questions in this section, refer to the two tables for savings and premium bonds for series numbers and interest rates on various bonds.

#### Mechanics

For each of the following R-bonds, calculate the total interest earned as of the date of redemption.

	Series	Principal	Redemption Date
1.	P64	\$33,000	November 1, 2011
2.	S111	\$17,800	February 1, 2012
3.	P72	\$52,300	January 30, 2013
4.	S104	\$18,600	January 2, 2012

For each of the following C-bonds, calculate the maturity value and the total interest earned as of the date of redemption.

	Series	Principal	Redemption Date
5.	P47	\$18,900	December 15, 2011
6.	S87	\$76,400	September 18, 2011
7.	S103	\$29,900	November 12, 2011
8.	P55	\$2,500	February 15, 2013
9.	P50	\$6,200	March 21, 2012
10.	S110	\$45,700	October 15, 2011

## Applications

- A \$24,900 Series S91 R-bond CSB is redeemed on December 1, 2011. Calculate the total interest earned.
- A \$65,500 Series P57 C-bond CPB is redeemed on April 1, 2013. Calculate the maturity value and the total interest earned.
- A \$103,100 Series S117 C-bond CSB is redeemed on September 3, 2011. Calculate the maturity value and the total interest earned.
- Calculate the total interest earned on a \$57,600 Series P59 R-bond CPB if it is redeemed in 2013.
- Calculate the total interest earned on a \$38,200 Series S98 R-bond CSB if it is redeemed on August 15,

2011.

- What amount would the owner of a \$22,200 Series S93 C-bond CSB receive if the bond is redeemed on January 31, 2012? How much of that amount is interest?
- How much more would the owner of a Series P43 C-bond CPB have than the owner of a Series P45 C-bond CPB if both invested \$10,000 and both were redeemed in 2014?
- How much more total interest would the owner of a Series P36 R-bond CPB have earned than the owner of a Series P38 R-bond CPB if both invested \$100,000 and both were redeemed in 2012?

### Challenge, Critical Thinking, & Other Applications

- Investing is always a bit of a guessing game as to when to invest. Looking at 2005 Series S92 to S97 C-bond CSBs, rank the 2005 series from best to worst if an equal amount of money had been invested into each and all were matured on their anniversary dates in 2011. Show calculations to support your rankings.
- Most people do not have one single investment at any one time. Rather, they have multiple investments started at different points as money becomes available to them to invest. Let's say an investor is able to invest \$3,000 each November 1 and April 1 starting with November 1, 2004, and he purchases C-bond CSBs with the money each time. Calculate the total maturity value of his investments on November 1, 2011 (not including the \$3,000 he would invest on that day).



## : APPLICATION: STRIP BONDS

---

### (Buy Low, Sell High)

A **strip bond** is a marketable bond that has been stripped of all interest payments and is one of the many financial tools through which you may earn nontaxable income inside your Registered Retirement Savings Plan (RRSP). A marketable bond is a long-term debt of a corporation or government and represents a means by which large sums of money are “borrowed” from investors. In a marketable bond, interest is regularly paid out to investors. For example, since 1989 Manitoba Hydro has issued over \$5.3 billion in bonds. A more detailed discussion on marketable bonds is found in Chapter 14.

#### **Characteristics of Strip Bonds**

Mathematically, a strip bond essentially is a long-term version of the treasury bill. Whereas T-bills are found with terms of less than one year, strip bonds have longer terms because of the large sums of money that governments or large corporations require. These large sums take a long time to pay back (think of how long it takes most Canadians to pay off a mortgage, for example). In fact, Canada holds the record of the longest strip bond, with a 99-year term!

Much like T-bills, strip bonds have the following characteristics:

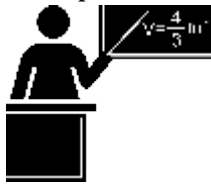
- Strip bonds do not earn interest. They are sold at a discount and redeemed at full value. This follows the line of “buy low, sell high.” The compound percentage by which the value of the strip bond grows from sale to redemption is called the *yield* or rate of return. From a mathematical perspective, you calculate the yield in the exact same manner as an interest rate. Yields are normally specified in nominal form, that is, as a numerical rate followed by words stating the compounding frequency, which is semi-annual unless otherwise specified. Yields remain fixed for the entire term.
- The face value of a strip bond is the maturity value payable at the end of the term. It includes both the principal and yield together.
- Strip bonds are traded between investors at any point in secondary financial markets according to prevailing strip bond rates at the time of sale. Historical strip bond yields can be found at [www.bankofcanada.ca/en/rates/yield\\_curve.html](http://www.bankofcanada.ca/en/rates/yield_curve.html) (note that the Bank of Canada refers to strip bonds as zero-coupon bonds). Current yields on strip bonds are found on any online financial source and are

usually published daily in the financial sections of newspapers such as the *Globe and Mail*.

- No minimum investment is required for strip bonds, which are available in any increment of \$1.

## Purchase Price of a Strip Bond


Strip bonds are financial investment tools that have a known payout (face value) upon maturity. The most common mathematical application involving strip bonds is to calculate the price that must be paid today, or the purchase price, to acquire the strip bond.



### The Formula

When you work with strip bonds, you may need up to four formulas that have been previously introduced:

- Formula 8.3 Interest Amount for Single Payments:  $I = FV - PV$
- CY
- Formula 9.1 Periodic Interest Rate:  $?? = IY$
- Formula 9.2 Number of Compounding Periods for Single Payments:  $N = CY \times \text{Years}$
- Formula 9.3 Compound Interest for Single Payments:  $FV = PV(1 + i)^N$



### How It Works

The future value of a strip bond is always known since it is the face value. You calculate the present value or purchase price by applying the following steps:

**Step 1:** Determine the face value (FV) of the strip bond, the years between the date of the sale and the maturity date (Years), the yield (IY) on the date of the sale, and the compounding frequency (CY). If needed, draw a timeline similar to the one below, which illustrates a typical strip bond timeline.

**Step 2:** Calculate the periodic interest rate ( $i$ ) and the number of compounding periods (N) using Formulas 9.1 and 9.2,

respectively.

**Step 3:** Calculate the present value of the strip bond using Formula 9.3, rearranging for PV.

**Step 4:** If you are interested in the actual dollar amount that the investor gains by holding onto the strip bond until maturity, apply Formula 8.3.

Assume that when prevailing market rates are 4.1153% you want to invest in a \$5,000 face value strip bond with 13½ years until maturity. How much money is required to purchase the strip bond today?

Step 1: The known variables are  $FV = \$5,000$ ,  $Years = 13\frac{1}{2}$ ,  $IY = 4.1153\%$ , and  $CY = 2$ . The timeline illustrates the strip bond.

Step 2: The periodic interest rate is  $i = 4.1153\%/2 = 2.05765\%$ . The number of compounding periods remaining on the strip bond is  $N = 2 \times 13\frac{1}{2} = 27$ . Step 3: The present value or purchase price of the strip bond is calculated as  $\$5,000 = PV(1 + 0.0205765)^{27}$  or

$PV = \$2,884.96$ . Thus, you can purchase the strip bond for \$2,884.96

Step 4: If you hold onto the strip bond for the remaining 13½ years, you will receive \$5,000 upon maturity. This represents a gain of  $I = \$5,000.00 - \$2,884.96 = \$2,115.04$  over the term of the investment.



### Things To Watch Out For

Don't forget that the compounding on strip bonds is assumed to be semi-annual unless stated otherwise. Thus,  $CY = 2$  in most scenarios.



**Give It Some Thought**

- If the yield remains constant, what is the relationship between the purchase price of a strip bond and the time to maturity?
- What happens to the purchase price of a strip bond if the yield increases while the time to maturity remains constant?

Example 10.4A: Purchase Price of a Strip Bond		
<p>Johansen is considering purchasing a \$50,000 face value Government of Canada strip bond with 23½ years until maturity. The current market yield for these bonds is posted at 4.2031%. What is the price of the strip bond today, and how much money is gained if the bond is held until maturity?</p>		
<b>Plan</b>	Calculate the purchase price (PV) of the strip bond today along with the total interest ( <i>I</i> ).	
<b>Understan</b>	<p>What You Already Know</p> <p>Step 1: The face value, years to maturity, and nominal interest rate are known:</p> <p>FV = \$50,000      Years = 23.5      IY = 4.2031%</p> <p>CY = default = semi-annual = 2</p>	<p>How You Will Get There</p> <p>Step 2: Apply Formulas 9.1 and 9.2.</p> <p>Step 3: Apply Formula 9.3 and rearrange for PV.</p> <p>Step 4: To calculate the total gain, apply Formula 8.3.</p>


	<p style="text-align: center;">4.2031% Semi-annually</p> <p>Today <span style="float: right;">23.5 Years</span></p> <p>PV = ? <span style="float: right;">FV = \$50,000</span></p>													
<b>Perform</b>	<p>Step 2: <math>?? = 4.2031\% = \frac{4.2031\%}{2}</math>, <math>N = 2 \times 23.5 = 47</math></p> <p>Step 3: <math>PV = \\$50,000 (1 + 0.0210155)^{-47} = \\$18,812.66</math></p> <p>Step 4: <math>I = \\$50,000 - \\$18,812.66 = \\$31,187.34</math></p>	<p>Calculator Instructions</p> <table border="1"> <thead> <tr> <th>N</th> <th>I/Y</th> <th>PV</th> <th>PMT</th> <th>FV</th> <th>P/Y</th> </tr> </thead> <tbody> <tr> <td>47</td> <td>4.2031</td> <td>Answer: -18,812.66199</td> <td>0</td> <td>50000</td> <td>2</td> </tr> </tbody> </table>	N	I/Y	PV	PMT	FV	P/Y	47	4.2031	Answer: -18,812.66199	0	50000	2
N	I/Y	PV	PMT	FV	P/Y									
47	4.2031	Answer: -18,812.66199	0	50000	2									
<b>Present</b>	<p>The strip bond has a purchase price of \$18,812.66 today. If you hold onto the strip bond until maturity, you will receive a payment of \$50,000 23½ years from today. This represents a \$31,187.34 gain.</p>													

## Nominal Yields on Strip Bonds

In two instances it is common to calculate the nominal yield on strip bonds:

- At times, various newspapers or online sites may list a purchase price per \$100 of face value but not actually publish the yield on the strip bond. A smart investment decision always requires you to know the interest rate being earned.
- Strip bonds are actively traded on a market. Many investors sell strip bonds to other investors prior to maturity. In these cases, the investor selling the bond needs to calculate the actual yield realized on the investment.

To calculate nominal yields you need the same four formulas as for the strip bond’s purchase price.



### How It Works

Follow these steps to calculate the nominal yield of a strip bond:

**Step 1:** How much was paid for the strip bond? Determine the present value or purchase price of the strip bond (PV). This may already be known, or you may have to calculate this amount using the previously introduced steps for calculating the present value.

**Step 2:** How much did the strip bond sell for? This is the future value (FV) of the strip bond. If it is the maturity of the strip bond, then the future value is the face value of the bond. If the investor is selling the strip bond prior to maturity, then this

number is based on a present value calculation using the yield at the time of sale and time remaining until maturity.

**Step 3:** Determine the years (Years) between the purchase and the sale of the strip bond. Using  $CY = 2$  (unless otherwise stated), apply Formula 9.2 and calculate the number of compounding periods between the dates ( $N$ ).

**Step 4:** Calculate the periodic interest rate ( $i$ ) using Formula 9.3, rearranging for  $i$ .

**Step 5:** Convert the periodic interest rate to its nominal interest rate by applying Formula 9.1 and rearranging for  $IY$ .

**Step 6:** If you are interested in the actual dollar amount that the investor gained while holding the strip bond, apply Formula 8.3.

Assume that when market yields were 4.254% an investor purchased a \$25,000 strip bond 20 years before maturity. The purchase price was \$10,772.52. The investor then sold the bond five years later, when current yields dropped to 3.195%. The selling price was \$15,539.94. The investor wants to know the gain and the actual yield realized on her investment.

Step 1: The PV is known at \$10,772.52. This is the purchase price paid for the strip bond. Step 2: The FV is known at \$15,539.94. This is the selling price received for the strip bond.

Step 3: Between the purchase and sale, the Years = 5. With  $CY = 2$ , the strip bond was held for  $N = 2 \times 5 = 10$  compounding periods.

Step 4: Applying Formula 9.3,  $\$15,539.94 = \$10,772.52(1 + i)^{10}$  or  $i = 0.037321$ . Step 5: Converting to the nominal rate,  $0.037321 = IY \div 2$  or  $IY = 7.4642\%$ .

Step 6: The actual gain is  $I = \$15,539.94 - \$10,772.52 = \$4,767.42$ .

The investor gained \$4,767.42 on the investment, representing an actual yield of 7.4642% compounded semi-annually.



### Important Notes

The relationship between the yield at which you purchased the strip bond versus the

current yield in the market at the time of sale is illustrated in the figure below. Each relationship illustrated in the figure is discussed below:

**Current Yield > Purchase Yield.** If the current yield is higher at the time of sale than the yield at time of purchase, then the strip bond price at the time of sale is pushed downward from the original path to maturity. Consider two situations to

illustrate this point, demonstrated in the figure on the next page. If \$1,000 is present valued over five years at a 3% semi-annual yield, the price is

\$861.67. At a 5% semi-annual yield, the same strip bond would have a lower price of \$781.20. In both of these cases, though, as the time of sale advances toward the maturity date over the next five years, the prices will gradually increase toward \$1,000. However, the price of the 5% yield strip bond will always be lower than that of the 3% strip bond. Thus, if you purchase a 3% strip bond and sell when yields are 5%, the original sale price is lowered from the blue line to the red line. Thus, if the sale occurs with 2.5 years remaining until maturity, the price drops from \$928.26 to \$883.85. Since the future value drops, the actual investor's yield will become lower than the original purchase yield (as reflected by the dashed green arrow).

**Current Yield < Purchase Yield.** If the current yield is lower at the time of sale than the yield at the time of purchase, then correspondingly the strip bond price at the time of sale is pushed upward from the original path to maturity. Using the same example from above, recall that the price on the 3%

yield strip bond is always higher than the 5% yield strip bond. Thus, if you had purchased the strip bond when yields were 5%, selling the strip bond when yields are 3% means that the future value jumps upward from the red line to the blue line. Thus, if the sale occurs with 2.5 years remaining until maturity, the price increases from \$883.85 to \$928.26.

Therefore, the actual investor's yield will become higher than the original purchase yield (as reflected by the dashed orange line). This concept is exemplified by the investor above. She

originally purchased when discount rates were 4.254% and sold when rates had dropped to 3.195%. This increased the sale price of her strip bond and translated into the investor actually realizing 7.4642% instead of the original yield of 4.254%!



### **Give It Some Thought**

In each of the following situations, determine whether the investor achieves a yield higher than, lower than, or equal to the yield at the time of purchase.

- Yield at time of purchase = 5.438%; Yield at time of sale = 6.489%
- Yield at time of purchase = 2.888%; Yield at time of sale = 2.549%
- Yield at time of purchase = 4.137%; Yield at time of sale = 4.137%



**Example 10.4B: The Investor's Actual Yield**

Cameron invested in a \$97,450 face value Government of British Columbia strip bond with 25 years until maturity. Market yields at the time of purchase were 9.1162%. Ten and half years later Cameron needed the money, so he sold the bond when current market yields were 10.0758%. Calculate the actual yield and gain that Cameron realized on his investment.

**Plan**

Calculate the nominal interest rate (IY) that Cameron realized while in possession of the bond. Also calculate the total gain (*I*).

**Understand**

**What You Already Know**

The following information is known about the bond at the time of purchase:

$$FV = \$97,450 \quad \text{Years} = 25$$

$$IY = 9.1162\% \quad CY = 2$$

The following information is known about the bond at the time of sale: Years strip bond held = 10.5

$$FV = \$97,450 \quad CY = 2$$

$$\text{Years} = 25 - 10.5 = 14.5$$

$$IY = 10.0758\%$$

**How You Will Get There**

Step 1: To figure out the present value (PV) of the bond, apply Formulas 9.1, 9.2, and 9.3 based on the purchase date.

Step 2: To figure out the selling price (PV) of the bond, apply Formulas 9.1, 9.2, and 9.3 based on the sale date. Note that once the PV is calculated, it becomes the FV for subsequent steps.

Step 3: Taking the years the bond was held, apply Formula 9.2 to determine the number of compounding periods (*n*).

Step 4: Calculate the periodic interest rate by applying Formula 9.3 based on the current yield rate for *i*.

Step 5: Calculate the nominal interest rate by applying Formula 9.1 based on the periodic interest rate for IY.

Step 6: Calculate the total gain using Formula 8.3.

**Perform**

Step 1:  $i = 9.1162\%/2 = 4.5581\%$ ;  $N = 2 \times 25 = 50$   
 $\$97,450 = PV(1 + 0.045581)^{50}$   
 $PV = \$97,450 \div 1.045581^{50} = \$10,492.95$   
 Step 2:  $i = 10.0758\%/2 = 5.0379\%$ ;  $N = 2 \times 14.5 = 29$   
 $\$97,450 = PV(1 + 0.050379)^{29}$   
 $PV = \$97,450 \div 1.050379^{29} = \$23,428.63$   
 Step 3: CY = 2;  $N = 2 \times 10.5 = 21$   
 Step 4:  $PV = \$10,492.95$ ;  $FV = \$23,428.63$   
 $\$23,428.63 = \$10,492.95(1 + i)^{21}$   
 $?? = \$23,428.63 \div 1.038991^{21} = 0.038991$

◆ ◆  
 $\$10,492.95$

Step 5:  $0.038991 = IY \div 2$  or  $IY = 0.038991 \times 2 = 7.7982\%$   
 Step 6:  $I = \$23,428.63 - \$10,492.95 = \$12,935.68$

Calculator Instructions

Step	N	I/Y	PV	PMT
1	50	9.1162	Answer: -10,492.95246	0
2	29	10.0758	Answer: -23,428.63365	✓
4 and 5	21	Answer: 7.798240	-10492.95	✓

**Present**

Cameron sold the strip bond when prevailing market rates were at the time of purchase. He has realized a lower yield of 7.7982% annually, which is a gain of \$12,935.68.



Section 10.4 Exercises

**Mechanics**

For each of the following, calculate the purchase price of the strip bond and the gain realized over the term.

	Face Value	Years Remaining Until Maturity	Yield
1.	\$157,500	15	4.1965%
2.	\$250,000	9.5	3.6926%
3.	\$12,050	30	4.0432%
4.	\$81,735	17.5	4.2561%

For each of the following, calculate the semi-annual yield on the strip bond and the gain realized over the term.

	Purchase Price	Years Remaining Until Maturity	Face Value
5.	\$9,087.13	26	\$100,000
6.	\$17,537.39	12	\$50,000
7.	\$24,947.97	21.5	\$75,000

For each of the following, determine the actual yield realized by the investor and the gain realized over the time the strip bond was held.

	Purchase	Sale	Face Value
8.	22 years before maturity; Market yield 6.3815%	14.5 years before maturity; Market yield 7.8643%	\$80,000
9.	14 years before maturity; Market yield 10.1831%	5 years before maturity; Market yield 9.1777%	\$5,000
10.	28 years before maturity; Market yield 6.8205%	11.5 years before maturity; Market yield 7.2173%	\$500,000

## Applications

- A \$15,000 face value Government of Manitoba strip bond has 19.5 years left until maturity. If the current market rate is posted at 6.7322%, what is the purchase price for the bond?
- A \$300,000 face value Government of Canada strip bond will mature on June 1, 2041. If the yield on such strip bonds is 4.6849%, what was the purchase price on December 1, 2012?

- An \$87,000 face value strip bond from the Government of Alberta matures on February 14, 2033. If an investor paid \$23,644.78 on February 14, 2011, what was the semi-annually compounded yield on the strip bond?
- A \$150,000 face value bond was issued on August 8, 2008, with a 30-year maturity. If an investor paid \$40,865.24 on February 8, 2013, what was the market rate of return on the strip bond at the time of the purchase?
- An investor purchased a \$7,500 face value strip bond for \$2,686.01 on May 29, 2006. The strip bond had been issued on May 29, 2002, with a 25-year maturity. The investor sold the strip bond on November 29, 2012, for \$3,925.28.
  - What was the market yield when the investor purchased the strip bond?
  - What was the market yield when the investor sold the strip bond?
  - What actual yield did the investor realize on the strip bond?
- A \$70,000 face value strip bond was issued on October 6, 1998, with 30 years remaining until maturity. An investor purchased the bond on April 6, 2005, when market yields were 4.9529%. The investor sold the bond on October 6, 2012, when market yields were 5.2185%.
  - What was the purchase price of the strip bond?
  - What was the sale price of the strip bond?
  - What was the actual yield the investor realized on the strip bond?
  - What was the total gain realized by the investor?

### Challenge, Critical Thinking, & Other Applications

- On August 1, 2005, a \$100,000 Government of Canada strip bond was issued with a 25-year maturity. An investor paid \$30,597.14 for the strip bond. On February 1, 2012, the investor sold the bond for \$44,604.78. What was the difference in yields in the market between the issue date and the selling date?
- Sebastien is the finance manager for a large corporation that needs to raise \$100 million for a project today. Rounded to the nearest million, what face value of strip bonds would need to be issued if they are to mature in five years and the current market yield on five-year strip bonds is posted at 5.7391%?
- Antoine just inherited \$50,000 from his grandfather's estate. If he is considering investing in 20-year

maturity strip bonds posted at 5.8663%, how many \$1,000 denomination strip bonds could he purchase with his inheritance?

- Consider the following three situations. For each, use a \$100,000 strip bond issued with eight years until maturity for your calculations.
- Assume the market yield is a constant 4.5%. Calculate the purchase price each year until maturity. Plot the eight purchase prices onto a line chart.
- Assume the market yield initially is set at 3% when issued and rises by 0.375% each year until maturity. Plot the eight purchase prices onto the same line chart.
- Assume the market yield initially is set at 6% when issued and decreases by 0.375% each year until maturity. Plot the eight purchase prices onto the same line chart.

Looking at the line charts for all three situations, what do you see? Explain the results.

63.

## : APPLICATION: INFLATION, PURCHASING POWER, AND RATES OF CHANGE

---

(Your Grandparents Used to Go to a Movie for a Quarter)

How much does inflation cut into people's incomes and wealth? In 1955, the average Canadian worker earned an annual gross salary of about \$2,963.<sup>2</sup> By 2010, the average Canadian worker brought home annual gross earnings approximating \$44,366.<sup>3</sup> Does this mean that Canadians today are 15 times richer than our grandparents? From earlier discussions in Section 4.3 on inflation, real income, and purchasing power, you already can tell we are not. The actual increase is by something less than 15 times. But how much less is it?

To answer the question, you have to express both incomes with reference to the same year. Either convert the 1955 income to its 2010 equivalent or vice versa. To help, what if you are told the rate of inflation from 1955 to 2010 averaged 3.91%<sup>4</sup> per year? To convert, you might use either the percent change method or the real income method. Each of these poses problems, though:

- To use the percent change formula from Section 3.1, you would have to apply it 55 consecutive times! Clearly, this is impractical.
- To use the real income formula from Section 4.3, you would need the consumer price index numbers for both years. Locating CPI values can be time consuming, especially for years in the distant past. Another complication is that if you want to project future values (such as the equivalent income in, say, 2020 instead of 2010), CPI values do not exist for future years.

There has to be an easier way! In this section, you will see how to adapt the compound interest concepts and formulas to suit such applications as inflation, purchasing power, and even percent change.

### **Inflation**

#### **Inflatio**

**n** is the overall

upward price movement of products in an economy. It is measured by positive change in the consumer price index. Historical inflation rates in Canada are illustrated in the figure to the right. Note that historically prices have always risen over the long term. In the short term, though, there have been periods during which prices moved downward. This is known as **deflation**, which is measured by negative change in the consumer price index. Such periods of deflation usually do not last very long;

the longest period recorded was during the Great Depression. Most recently, deflation occurred for a few months in 2009.

[2 Statistics Canada, “Average Annual, Weekly and Hourly Earnings, Male and Female Wage-Earners, Manufacturing Industries, Canada, 1934 to 1969,” adapted from Series E60–68, www.statcan.gc.ca/pub/11-516-x/sectione/E60\\_68-eng.csv, accessed July 28, 2010.](#)

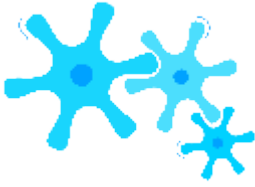
[3 Statistics Canada, “Earnings, Average Weekly, by Province and Territory,” adapted from CANSIM table 281-0027 and Catalogue no. 72-002-X, http://www40.statcan.gc.ca/l01/cst01/labr79-eng.htm, accessed August 11, 2011.](#)

[4 Statistics Canada, “Consumer Price Indexes for Canada, Monthly, 1914–2012 \(V41690973 Series\)”;](#) all values based in May of each year; [www.bankofcanada.ca/rates/related/inflation-calculator/?page\\_moved=1](#), accessed November 26, 2012.

Inflation is most commonly expressed as an annual rate; therefore, you treat it mathematically as an annually compounded interest rate. This is the nominal interest rate (IY) with a compounding frequency of one, or  $CY = 1$ . Note that if deflation has occurred during the time period in question, the interest rate is a negative number. If you have a series of inflation rates, you treat this as a variable interest rate. If you are finding an average inflation rate for some time period, you treat this like finding the equivalent fixed interest rate.

In using the compound interest formulas, assign the present value to any beginning value in the problem at hand, while the future value is any ending value. The number of compounding periods (N) still reflects the number of compounds between the two values.





### How It Works

You can use any of the formulas and techniques from Chapter 9 to work with inflation. The opening example of incomes in 1955 and 2010 will illustrate the processes.

**Solving for Future Value.** If the unknown variable is an ending value, apply Formula 9.3, solving for the future value. If only one inflation rate (a fixed rate) applies, this requires only one application of the formula. If the inflation rate changes over time, you apply the formula multiple times or use the quick method of calculation:

$$FV = PV \times (1 + i_1)^{N_1} \times (1 + i_2)^{N_2} \times \dots \times (1 + i_n)^{N_n}$$

In the example, you could move the 1955 income to 2010. In this case, the  $PV = \$2,963$ ,  $IY = 3.91\%$ ,  $CY = 1$ , and

$N = 55$ . With a fixed interest rate, apply Formula 9.3 and calculate  $FV = \$2,963(1 + 0.0391)^{55} = \$24,427.87$ . Therefore, the 2010 equivalent income of 1955 is approximately \$24,427. Note the actual 2010 income is about 81% higher, which would imply that Canadians have indeed become wealthier.

**Solving for Present Value.** If the unknown variable is a beginning value, apply Formula 9.3, rearranging for present value. Depending on whether the inflation rate is fixed or variable, solve using the same technique as for future value. In the example, you could move the 2010 income to 1955. In this case, the  $FV = \$44,366$ ,  $IY = 3.91\%$ ,  $CY = 1$ , and  $N = 55$ . With a fixed interest rate, apply Formula 9.3, rearranging for PV, and calculate  $PV = \$44,366 \div (1 + 0.0391)^{55} = \$5,381.41$ .

Therefore, the 1955 equivalent income of 2010 is approximately \$5,381. Note this income is the same percentage (81%) higher than the actual 1955 income, as you found by the first method.

**Solving for the Rate.** If the average inflation rate is the unknown variable, then the beginning and ending values must be known. In the example, assume the average inflation rate is unknown, but the equivalent incomes of  $PV = \$2,963$  in 1955 and  $FV = \$24,427.87$  in 2010 are known. The  $CY = 1$  and  $N = 55$  years. Applying Formula 9.3 results in

$\$24,427.87 = \$2,963(1 + i)^{55}$ . Solving for  $i$  you get 3.91%. This is the average inflation rate (since  $CY = 1$ , then  $i = IY$ ).

**Solving for the Term.** If the unknown variable is the amount of time between the beginning and ending values, once again apply Formula 9.3 and rearrange for  $N$ . In the example, assume the beginning and ending values of  $PV = \$2,963$  in 1955 and  $FV = \$24,427.87$  are known, but the year for the future value is unknown. The  $IY = 3.91\%$  and  $CY = 1$ . Applying Formula 9.3 gives you  $\$24,427.87 = \$2,963(1 + 0.0391)^N$ . Solving for  $N$  gives 55 years. The starting year of 1955 + 55 years is the ending year of 2010, in which the equivalent income of  $\$24,427.87$  applies.



### Important Notes

**Your BAI Plus Calculator.** The time value of money buttons are designed for financial calculations and require you to follow the cash flow sign convention at all times. Remember that this convention requires money leaving you to be entered as a negative number, and money being received by you to be entered as a positive number.

When you adapt this function to economic calculations such as inflation, no money is being invested or received— numbers are being moved across time. To obey the calculator requirement of the cash flow sign convention, ensure that the signs attached to the present ( $PV$ ) and future values ( $FV$ ) are opposites. The choice as to which is positive and which is negative is arbitrary and does not affect the outcome of the calculation. Ignore the cash flow sign displayed on any solutions.

**Example 10.5A: Your Retirement Income**

Many experts today claim that the average Canadian retiree in 2012 needs approximately \$40,000 in gross annual income to retire comfortably. If the average inflation rate continues in the future, what gross income will you require when you retire at age 65?

If the average inflation rate continues in the future, what gross income will you require when you retire at age 65?

<b>Plan</b>	Calculate the ending value (FV) for your annual gross income when you retire at age 65.
<b>Understand</b>	<p>What You Already Know</p> <p>Step 1: The present value, fixed inflation rate, and time frame are known, as illustrated in the timeline.</p> <p>Years = 45</p>
<b>Perform</b>	<p>Step 2: <math>i = 3.16\%</math></p> <p>Step 3: <math>N = 1 \times 45 = 45</math></p> <p>Step 4: <math>FV = \\$40,000(1 + 0.0316)^{45} = \\$162,207.15</math></p>
<b>Present</b>	<p>When you retire in 2057, if inflation continues to average 3.16% annually, according to the experts, your annual gross income must be \$162,207.15 for you to live comfortably.</p>

Excel Instructions

Open the Excel template entitled “Chapter 9: Single

Input

Future/Present Value Lump-Sum	Usage of this table?	A Future/Present Value calculation involving a single or a series of lump-sum amounts				
	Time Segment	Principals: Deposits (+) or Withdrawals (-)	Nominal Interest Rate (I/Y)	Compounding Frequency (C/Y)	Term (in Years)	Type Of Calculation To Perform?
	1	\$40,000.00	3.1600%	1	45.00	Future Value

## Purchasing Power

Recall from Section 4.3 that the purchasing power of a dollar is the amount of goods and services that can be exchanged for a dollar. Purchasing power has an inverse relationship to inflation. When inflation occurs and prices increase, your purchasing power decreases.



### The Formula

In the formula introduced in Section 4.3, the denominator used the CPI to represent the change in product prices. In compound interest applications, you instead use the inflation rate, as shown in Formula 10.2.

Formula 10.2 – Purchasing Power of a Dollar (Compound Interest Method):  $PPD = \$1(1 + i)^N \times 100$

How It Works:  $i$  is Inflation Rate: The fixed periodic (usually annual) inflation rate for the time period. If the rate is variable, substitute  $(1 + i_1)^{N_1} \times (1 + i_2)^{N_2} \times \dots \times (1 + i_n)^{N_n}$  as needed into the denominator. If the inflation rate is annual, then  $i = IY/N$

$N$  is Number of Compounding Periods: Most commonly, the compounding frequency (CY) equals 1 when you deal with inflation. Therefore, the total number of compounding periods usually equals the total years involved. If this is not true, then use Formula 9.2 to calculate  $N$ .

100 is Percent Conversion: The purchasing power of a dollar is expressed in percent format.

PPD is Purchasing Power of A Dollar: A measure of the ability of your money to purchase products over time.

Follow these steps to solve a purchasing power question using compound interest:

**Step 1:** Identify the inflation rate (IY), the compounding on the inflation rate (CY),

and the term (Years). Normally,  $i = IY$  and  $N = \text{Years}$ ; however, apply Formulas 9.1 and 9.2 if you need to calculate  $i$  or  $N$ .

**Step 2:** Apply Formula 10.2, solving for the purchasing power of a dollar.

Using the income example, determine how an individual's purchasing power has changed from 1955 to 2010. Recall that the average inflation during the period was 3.91% per year.

Step 1: The  $IY = 3.91\%$ ,  $CY = 1$ , and  $\text{Years} = 55$ . The annual rate lets  $i = 3.91\%$  and  $N = 54$ .

$$(1 + 0.0391)^{55}$$

Step 2: From Formula 10.2, the PPD = \$1

$\times 100 = 12.1296\%$ . As a rough interpretation, this means that if

someone could purchase 100 items with \$100 in 1955, that same \$100 would only purchase about 12 of the same items in 2010.



### Things To Watch Out For

Determine exactly what the question is asking you to calculate with respect to the purchasing power of a dollar.

- If the question asks, “What is the purchasing power of a dollar?” then your answer is the result of Formula 10.2.
- If the questions asks, “How has your purchasing power decreased?” then your answer is 100% minus the result of Formula 10.2.

It is critical to *Plan* when solving these questions so that your solution addresses the question asked.



### Give It Some Thought

What is the purchasing power of your dollar if the prices on products:

- Double?
- Triple?
- Creative Commons License (CC BY-NC-SA)J. OLIVIER10-436

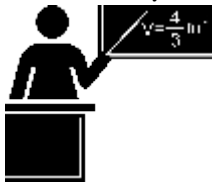
Quadruple?

Example 10.5B: Purchasing Power																	
The historical inflation rates in Canada were 3.13% from June 2007 to June 2008, -0.26% from June 2008 to June 2009, and 0.96% from June 2009 to June 2010. Comparing June 2007 to June 2010, what is the purchasing power of a 2007 dollar in 2010?																	
<b>Plan</b>	Calculate the purchasing power of a 2007 dollar (PPD) in 2010.																
<b>Understand</b>	<div style="display: flex; justify-content: space-between;"> <div style="width: 45%;"> <p>What You Already Know</p> <p>Step 1: The inflation rates and terms are known, as illustrated in the timeline.</p> <p>CY (for each time segment) = 1,</p> <p>Term (for each time segment) = 1 Year</p> </div> <div style="width: 45%;"> <p>How You Will Get There</p> <p>Step 1 (continued): Identify the periodic interest rate (<math>i</math>) and the number of years (<math>N</math>). With <math>CY = 1</math>, then <math>i = IY</math> and <math>N = \text{Years}</math>.</p> <p>Step 2: Apply Formula 10.2, substituting the variable interest rate version.</p> </div> </div> <div style="text-align: center; margin-top: 10px;"> </div>																
<b>Perform</b>	<div style="display: flex; justify-content: space-between;"> <div style="width: 60%;"> <p>Step 1 (continued): <math>i_1 = 3.13\%</math>, <math>i_2 = -0.26\%</math>, <math>i_3 = 0.96\%</math>; <math>N_1, N_2, N_3 = 1</math></p> <p>Step 2: <math>PPD = \\$1 \times 100 \times (1 + 0.0313) \times (1 - 0.0026) \times (1 + 0.0096) = 96.2933\%</math></p> </div> <div style="width: 35%;"> <p>Calculator Instructions</p> <table border="1" style="width: 100%; border-collapse: collapse;"> <thead> <tr> <th>Time Segment</th> <th>N</th> <th>I/Y</th> <th>PV</th> </tr> </thead> <tbody> <tr> <td>1</td> <td>1</td> <td>3.13</td> <td>Ansv</td> </tr> <tr> <td>2</td> <td>✓</td> <td>-0.26</td> <td>Ansv</td> </tr> <tr> <td>3</td> <td>✓</td> <td>0.96</td> <td>Ansv</td> </tr> </tbody> </table> </div> </div>	Time Segment	N	I/Y	PV	1	1	3.13	Ansv	2	✓	-0.26	Ansv	3	✓	0.96	Ansv
Time Segment	N	I/Y	PV														
1	1	3.13	Ansv														
2	✓	-0.26	Ansv														
3	✓	0.96	Ansv														
<b>Present</b>	The purchasing power of a June 2007 dollar in June 2010 is 96.2933%. If \$100 in June 2010 \$100 could only purchase about 96 items.																

## Rates of Change

Recall from Section 3.1 that you could calculate a percent change between Old and New numbers. While this formula works well when you are interested in just a single percent change, it becomes time consuming and tedious when you work with a series of percent changes.

For example, assume the TSX has a value of 12,000. The TSX then drops by 4% each month for five months, and then rises by 4% each month for five months. What is the “New” value for the TSX? It is not 12,000! If you use the formula for percent change, you need a series of 10 calculations solving for “New” each time—one calculation for each month! Not much fun. Mathematically, in a series of percent changes, each change compounds on the previous one. Therefore, you can use compound interest formulas to work with any series of percent changes.



### The Formula

You can solve any series of percent changes by applying an adapted version of Formula 9.3 for variable interest rates:

Formula 9.3 for Variable Rates with Interpretations Adapted to Percent Change:  $FV = PV \times (1 + i_1)^{N_1} \times (1 + i_2)^{N_2} \times \dots \times (1 + i_n)^{N_n}$  How It Works  $n$  is Number of Different Percent Change Values: The variables  $i$  and  $N$  take on as many values as there are different percent changes involved in the problem.  $i$  is Percent Change: The percent change in decimal format. If there are different values for percent changes (such as with a variable interest rate), this variable takes on multiple values as denoted by the subscripts from 1 through  $n$ . If the percent change is a decrease, the variable takes on a negative value.  $PV$  is Present Value or Principal: The “Old” value before the series of percent changes.  $N$  is Number of Times In A Row: This is the total number of times in a row that the particular percent change occurs. Similar to the  $i$ , this variable may have multiple values for each percent change as denoted by the subscripts from 1 through  $n$ .  $FV$  is Future Value or Maturity Value: The “New” value at the end of the series of percent changes.

Follow these steps to adapt Formula 9.3 for percent change applications:

**Step 1:** Assign either the “Old” value to  $PV$  or the “New” value to  $FV$  (depending on which you know).

**Step 2:** Identify your series of percent changes ( $i_1$  through  $i_n$ ) and how many times in

a row each percent change value occurs ( $N_1$  through  $N_n$ ). Remember that decreases are negative values.

**Step 3:** Apply the adapted version of Formula 9.3, solving for either FV or PV.

As an example, find out the new value for the TSX based on a starting value of 12,000 with decreases of 4% for five months followed by increases of 4% for five months.

Step 1: The “Old” value is  $PV=12,000$ .

Step 2: The first change is a decrease of 4%, or  $i_1 = -4\%$ . It occurs for five months in a row, thus  $N_1 = 5$ .

Next, an increase of 4%, or

$i_2 = 4\%$ , also occurs five months in a row, thus  $N_2 = 5$ .

Step 3: Use Formula 9.3 to calculate

$$FV = 12,000 \times (1 - 0.04)^5 \times (1 + 0.04)^5 =$$

11,904.31. The “New” value of the TSX after the 10 months of change is 11,904.31.





### Important Notes

You can use your financial calculator for these nonfinancial calculations just as you did for inflation. You must follow the cash flow sign convention by ensuring that PV and FV have opposite signs. However, once again the signs do not have any meaning in these calculations.



### Things To Watch Out For

When you work with variable inflation rates, purchasing power of a dollar, or rates of change, you can simplify the variable rates into a single fixed rate using a geometric average before applying the compound interest formula. For example, using the TSX example above, the geometric average of the 10 months of change is

$$GAvg = \sqrt[10]{(1 - 0.04)^5 \times (1 + 0.04)^5} - 1 \times 100 = -0.080032\%$$

Using this calculated value as the periodic interest rate and substituting into Formula 9.3 produces

$$FV = 12,000 \times (1 - 0.00080032)^{10} = 11,904.31$$

Similarly, you could solve Example 10.5B with this approach. Some students have found this technique easier than working with the variable rates. Either way, whether you use variable rates or the geometric average as the fixed rate, both techniques produce the same solution.



### Give It Some Thought

If a quantity decreases by  $x\%$  and then increases by the same percent, why do you not arrive at the original quantity as your “New” value?

**Example 10.5C: Changing Employment in Vancouver**

The City of Vancouver tracks employment in its Metro Core area. In 1971, approximately 45,000 employees in the Metro Core area were classified as “professional and commercial service” workers. From 1971 to 1981, the number of workers grew by about 4.5% per year. From 1981 to 1991, the growth rate was about 3.1% per year, and from 1991 to 2001 the growth rate was about 1.5% per year.<sup>5</sup> Rounded to the nearest thousand, how many people were employed in the “professional and commercial services” field in the Metro Core area of Vancouver in 2001?

<b>Plan</b>	You are looking for the “New” value (FV) of the number of employees after the 30 years of percent changes.	
<b>Understand</b>	What You Already Know Step 1: The beginning value and structure of the sequence of percent changes are known, as shown in the timeline.	How You Will Get There Step 2: Capture the values of $i_n$ and $N_n$ for each consecutive percent change value. Note that the timeline has three time segments, so each variable has three values. Step 3: Apply Formula 9.3.
	<p style="text-align: center;"> <span style="margin-right: 100px;">1971</span> <span style="margin-right: 100px;">1981</span> <span style="margin-right: 100px;">1991</span> <span style="margin-right: 100px;">2001</span> </p> <p style="text-align: center;"> <span style="margin-right: 100px;">4.5% annually</span> <span style="margin-right: 100px;">3.1% annually</span> <span style="margin-right: 100px;">1.5% annually</span> </p> <p style="text-align: center;"> <span style="margin-right: 100px;">PV = 45,000</span> <span style="margin-right: 100px;">FV = ?</span> </p>	

<sup>5</sup> City of Vancouver, “Employment Change in the Metro Core,” November 22, 2005, [http://s3.amazonaws.com/zanran\\_storage/vancouver.ca/ContentPages/7116122.pdf](http://s3.amazonaws.com/zanran_storage/vancouver.ca/ContentPages/7116122.pdf), accessed August 20, 2013.

<b>Perform</b>	Step 2: $i_1 = 4.5\%$ , $N_1 = 10$ , $i_2 = 3.1\%$ , $N_2 = 10$ , $i_3 = 1.5\%$ , $N_3 = 10$ Step 3: $FV = 45,000 \times (1 + 0.045)^{10} \times (1 + 0.031)^{10} \times (1 + 0.015)^{10}$ $FV = 45,000 \times 1.045^{10} \times 1.031^{10} \times 1.015^{10}$ $FV = 45,000 \times 1.552969 \times 1.357021 \times 1.160540 = 110,058 = 110,000$																															
	Calculator Instructions <table border="1" style="width: 100%; border-collapse: collapse; margin-top: 10px;"> <thead> <tr> <th>Time Segment</th> <th>N</th> <th>I/Y</th> <th>PV</th> <th>PMT</th> <th>FV</th> <th>P/Y</th> <th>C/Y</th> </tr> </thead> <tbody> <tr> <td>1</td> <td>10</td> <td>4.5</td> <td>-45000</td> <td>0</td> <td>Answer: 69,883.62398</td> <td>1</td> <td>1</td> </tr> <tr> <td>2</td> <td>✓</td> <td>3.1</td> <td>-69,883.62398</td> <td>✓</td> <td>Answer: 94,833.56372</td> <td>✓</td> <td>✓</td> </tr> <tr> <td>3</td> <td>✓</td> <td>1.5</td> <td>-94,833.56372</td> <td>✓</td> <td>Answer: 110,058.2223</td> <td>✓</td> <td>✓</td> </tr> </tbody> </table>	Time Segment	N	I/Y	PV	PMT	FV	P/Y	C/Y	1	10	4.5	-45000	0	Answer: 69,883.62398	1	1	2	✓	3.1	-69,883.62398	✓	Answer: 94,833.56372	✓	✓	3	✓	1.5	-94,833.56372	✓	Answer: 110,058.2223	✓
Time Segment	N	I/Y	PV	PMT	FV	P/Y	C/Y																									
1	10	4.5	-45000	0	Answer: 69,883.62398	1	1																									
2	✓	3.1	-69,883.62398	✓	Answer: 94,833.56372	✓	✓																									
3	✓	1.5	-94,833.56372	✓	Answer: 110,058.2223	✓	✓																									
<b>Present</b>	From 1971 to 2001, the number of employees in the “professional and commercial services” field in the Metro Core area of Vancouver grew from 45,000 to 110,000.																															



## Section 10.5 Exercises

### Mechanics

Solve the following inflation questions for the unknown variable (indicated with a ?). Note that the inflation values in each question represent an average for an actual time period in Canadian history.

	Beginning Value	Ending Value	Annual Inflation and Term
1.	\$30,000.00	?	2.68% for 20 years
2.	\$50,288.00	?	2.58% for 3 years; then 0.35% for 2 years
3.	?	\$40,000.00	5.77% for 25 years
4.	\$15,000.00	\$48,905.33	?% for 17 years
5.	\$21,000.00	\$78,969.53	7.22% for ? years

For questions 6 and 7, use the information provided to calculate the purchasing power of a dollar from the base year to the end of the specified term. Note that the inflation values in each question are the actual averages for the specified time period in Canadian history.

	Base Year	Annual Inflation and Term
6.	1978	9.68% for 5 years
7.	1989	5.33% for 2 years; then 0.91% for 3 years

Solve the following rates of change questions for the unknown variable (indicated with a ?). Round all answers to two decimals.

	Beginning Value	Ending Value	Percent Change and # Times in a Row
8.	98,000	?	3.5% for 10 periods
9.	235,000	?	2.3% for 4 periods, then -1.6% for 2 periods
10.	?	47,500	-5% for 5 periods

## Applications

- In 1982, the average price of a new car sold in Canada was \$10,668. By 2009, the average price of a new car had increased to \$25,683. What average annual rate of change in car prices has been experienced during this time frame?
- From September 8, 2007, to November 7, 2007, the Canadian dollar experienced one of its fastest periods of appreciation against the US dollar. It started at \$0.9482 and rose 0.2514% per day on average. What was the final value of the Canadian dollar rounded to four decimals on November 7, 2007?
- The average price of a detached home in Calgary in 2005 was \$246,308. Prices rose by 10.4834% on average per year for four years, and then changed by -2.7248%. What is the new price of a home in Calgary in 2010 rounded to the nearest thousand dollar?
- Example 10.5A used the average inflation rate of Canada for the past 97 years as an indicator of future inflation. Some critics argue that using “outdated” inflation rates is not a good representation of the future. Recall that you are 20 years old in 2012 and the comfortable retirement income is \$40,000. The historical inflation rate over the past 40 years for Canada has averaged 4.5% from 1971 to 2011.
- Recalculate your required retirement income at age 65.
- What will be the purchasing power of a 2012 dollar in 45 years?
- In the late 1970s and early 1980s, Canada went through a period of high inflation. How did the purchasing power of a 1975 dollar decrease if the average inflation rate from May 1975 to May 1985 was 8.2% per year?
- The world population in 2011 was approximately 6.9 billion people. At the current annual population growth rate of 1.1%, how long will it take the world’s population to double (round to the nearest year)?

## Challenge, Critical Thinking, & Other Applications

- Cadbury Canada is thinking about launching a new chocolate bar. In the first year, sales are forecast to hit 750,000 units. The marketing department has then forecast sales increases of 50% in each of the next five years, followed by annual increases of 15% in the years following. Cadbury will launch a new chocolate bar only if it forecasts annual sales of 22 million units by the end of the first 15 years. Should Cadbury Canada launch the new chocolate bar?
- How much money would have been required 20 years ago to have the same purchasing power of \$10,000 today if the average rate of inflation per year for the period has been 2%?
- Measures of life expectancy account for various factors, including smoking and body mass index. Since 1975, when 33.3% of the population smoked, smoking has been declining at a rate of 1.71% per year on average. In the same time frame, the average body mass index (BMI) started at 25.2 and increased by 0.42% per year on average. While reduced smoking prolongs life, the increasing BMI shortens life. The average life expectancy of a Canadian is 80.7 years old. It is forecasted, though, to decrease by 0.0756% per year on average based on the trends in smoking and BMI. Assume these trends continue and calculating the following (rounded to the nearest year):
  - In what year will half of the population be considered obese (a BMI average of 30)?
  - In what year will less than 10% of the population be smokers?
  - In what year will life expectancy fall below 75 years of age?
- Future inflation rates can only be speculated about. Using the recommended \$40,000 of retirement income in 2012 when you are 20 years old, create a range of possible retirement incomes needed when you retire at age 65. The average Canadian lives to 80.7 years old, so your retirement income needs to be regularly updated after your retirement to reflect the increased costs of living.
  - Start with a low inflation rate of 2%. Forecast the needed retirement income at age 65, 70, and 75 years.
  - Repeat the process using inflation rates of 3%, 4%, and 5%.
  - Graph the results on a line chart. For all three retirement ages, specify the range of income required. Calculate the average income needed at each age of retirement.
  - Why do you think it is important to do these types of calculations?

# CHAPTER 10 SUMMARY

---

## Key Concepts Summary

### **Section 10.1: Application: Long-Term GICs (Keeping Your Money Safe When Investing)**

- The characteristics and calculations involved with an interest payout GIC
- The characteristics and calculations involved with compound interest GICs
- The characteristics and calculations involved with escalator GICs

### **Section 10.2: Application: Long-Term Promissory Notes (IOUs)**

- The sale of interest-bearing promissory notes
- The sale of noninterest-bearing promissory notes

### **Section 10.3: Application: Savings Bonds (You Can Personally Finance Canada's Debt!)**

- Key characteristics of savings bonds
- The interest rates for savings bonds
- Calculating interest amounts and maturity values for savings bonds

### **Section 10.4: Application: Strip Bonds (Buy Low, Sell High)**

- Characteristics of strip bonds
- Calculating the present value or purchase price of a strip bond
- Calculating the nominal yield on a strip bond

### **Section 10.5: Application: Inflation, Purchasing Power, and Rates of Change (Your Grandparents Used to Go to a Movie for a Quarter)**

- Applying the concepts of compound interest to rates of inflation
- Applying the concepts of compound interest to purchasing power
- Applying the concepts of compound interest to rates of change

## The Language of Business Mathematics

**Canada Premium Bond (CPB)** A savings bond that is redeemable only during its anniversary month.

**Canada Savings Bond (CSB)** A savings bond that is redeemable at any time.

**compound interest GIC** A GIC that uses compound interest rates for which interest is periodically calculated and converted to the principal of the GIC for further compounding.

**compound interest savings bonds** Called C-bonds, these bonds annually convert the interest on the savings bond to principal.

**deflation** The overall downward price movement of products in an economy, which is measured by negative change in the consumer price index.

**escalator interest GIC** A GIC that uses compound interest rates that usually remain constant during each of a series of time intervals, always rising stepwise throughout the term of the investment with any accrued interest being converted to principal. **inflation** The overall upward price movement of products in an economy, which is measured by positive change in the consumer price index.

**interest payout GIC** A GIC where the interest is periodically paid out to the investor, but it is never added to the principal of the GIC. Because the interest does not actually compound, in essence the concepts of simple interest are used.

**regular interest savings bonds** Called R-bonds, these bonds annually pay the interest to the owner of the bond and do not convert the interest to principal.

**savings bonds (SBs)** Long-term financial instruments with 10-year maturities issued only by the Canadian federal government to finance the long-term national debt.

**strip bond** A marketable bond that has been stripped of all interest payments.

## The Formulas You Need to Know

### *Symbols Used*

$I$  = Interest payment amount

$i$  = Periodic interest rate

$n$  = number of pieces of data or variables  $N$  = Number of compounding periods  $PPD$  = Purchasing power of a dollar

$PV$  = Principal or present value

### *Formulas Introduced*

Formula 10.1 Periodic Interest Amount:  $I = PV \times i$  (Section 10.1)  
 $(1+i)^N$

Formula 10.2 Purchasing Power of a Dollar (Compound Interest Method):  $PPD = \frac{1}{(1+i)^N}$  \$1

$\times 100$  (Section 10.5)

## Technology

### *Calculator*

No new calculator functions were introduced in this chapter.



## Chapter 10 Review Exercises

For all questions that involve Canada Savings Bonds, refer to the two tables on savings and premium bonds as needed.

## Mechanics

- Guido placed \$28,300 into a five-year regular interest GIC with interest of 6.3% compounded semi-annually. Determine the total interest Guido will earn over the term.



- An eight-year, \$35,000 noninterest-bearing promissory note is discounted 6% compounded quarterly and sold to a finance company three years and nine months after issue. What are the proceeds of the sale?
- A \$9,800 Series S100 R-bond CSB was redeemed on March 1, 2012. Calculate the total interest earned on the investment.
- On April 27, 1990, Graham purchased a \$100,000 face value 25-year Government of Quebec strip bond. The market yield on such bonds was 13.3177%. What was the purchase price for the strip bond?
- In retirement, Bill determined that he could safely invest \$50,000 into a nonredeemable five-year GIC with a posted rate of 5.35% compounded semi-annually. Calculate the maturity value and the amount of interest earned on the investment.
- In 2012, a \$10,000 Series P52 C-bond CPB was redeemed. Calculate the total interest earned on the bond.
- In 1979, Shania earned \$10 per hour at her place of employment. From 1979 to 1982, the average annual inflation in Canada was 11.36%. Determine what Shania's hourly wage needed to be in 1982 to keep up with inflation.
- In September 2004, Google employed 2,688 workers. Over the next two years, the number of employees grew at an average of 86.7843% per year. How many employees did Google have in September 2006?

## Applications

- Entegra Credit Union offers a five-year escalator GIC with annual rates of 1.65%, 2.4%, 2.65%, 2.95%, and 3.3%. Determine the maturity value and total interest earned on an investment of \$6,000 along with the equivalent five-year fixed rate.
- A 21-month \$6,779.99 promissory note bearing interest of 7.5% compounded monthly was sold on its date of issue to a finance company at a discount rate of 9.9% compounded monthly. Determine the proceeds of the sale.
- A \$20,500 Series S104 C-bond CSB was redeemed on its maturity date in 2011. Calculate the maturity value and the total interest earned on the bond.
- On January 19, 2012, a Series P36 C-bond CPB was redeemed for \$19,549.90. How much interest is included in the maturity value?
- On September 30, 2011, a \$34,000 Series S93 C-bond CSB was redeemed.
- Calculate the maturity value and total interest earned on the bond.
- How much more interest could have been earned if the bond was not redeemed until October 1, 2011?
- On February 7, 1990, a \$100,000 face value 25-year Government of Saskatchewan strip bond was

purchased for

\$9,365.85. On February 7, 2005, the investor sold the strip bond for \$65,900.

- What was the posted yield on strip bonds on the date of issue?
- What was the posted yield on strip bonds when it was sold?
- What actual semi-annual rate of return did the original investor realize on the strip bond investment?
- General Motors has watched its market share decline over the past several decades. In 1980, GM held a 46% share of the market. From 1980 to 2003, it declined on average by 2.09% annually. From 2003 to 2007, it declined on average by 9.36% annually. Calculate GM's 2007 market share rounded to one decimal in percentage format.

### Challenge, Critical Thinking, & Other Applications

- Canada suffered a prolonged period of deflation in the early 1930s. From 1930 to 1933, the rate of deflation averaged 8.27% per year. Calculate the purchasing power of a 1930 dollar in 1933.
  - On October 10, 1995, a \$100,000 Government of Canada 30-year strip bond was purchased at a posted yield of 8.1258%. The investor sold the strip bond on October 10, 2005, and realized an actual yield of 15.9017% on the investment. What was the prevailing yield on strip bonds when the strip bond was sold on October 10, 2005?
  - From 2004 to 2008, the average family after-tax annual earnings increased from \$68,200 by 2.2677% per year. The inflation rate during that time period was 1.71%, 2.43%, 2.19%, and 3.13% in successive years, respectively. Determine the amount that Canadian family after-tax annual earnings have increased or decreased in 2008. Show calculations to support your answers.
  - The research and development department forecasts that it will require \$100 million in funding for a project scheduled for implementation four years from today. If the company wants to place \$80 million into a \$500 million 25-year strip bond, what is the minimum by which the yield in the market needs to change for the department to have sufficient funds when the project is started?
- 
- On November 1, 2004, Andy invested \$50,000 into a Series P40 R-bond CPB. On the 2005, 2007, and 2009 anniversary dates, he took his regular interest payment and acquired a CSB Series C-bond on the same date. On the 2006 and 2008 anniversary dates, he took his regular interest payment and acquired a CPB Series C-bond on the same date. On November 1, 2010, calculate the maturity value of all of his investments. Determine the total interest earned from November 1, 2004, to November 1, 2010.

## Chapter 10 Case Study

### How Much Interest Is Really Earned?

#### The Situation

Sharon works for Lightning Wholesale, which strongly encourages its employees to save up for retirement. After learning on June 1, 2006, that the company matches dollar for dollar any employee investments into their RRSPs, she has been pursuing her RRSP actively.

Sharon soon figured out one important and often misunderstood fact about RRSPs. Though many people think of an RRSP as a financial tool, like a savings account, into which money is invested, she realized that an RRSP is actually a tax-sheltered environment. Within the RRSP you can invest your money into various financial tools to save your retirement income, and any interest or capital gains that are earned on these investments are not taxable. This is in contrast to investments held outside an RRSP environment; for the latter, all earnings are subject to annual income taxes. The financial tools available to an RRSP could include GICs, mutual funds, bonds, securities, trusts, gold bullion, and stocks, just to name a few. Sharon's portfolio happens to include CSBs, GICs, and strip bonds.

She is interested in learning how much money she has saved up by June 1, 2010, and how much of that money is actually real, inflation-adjusted growth in her savings. In other words, she wants to account for inflation and get an understanding of how much real interest beyond cost of living adjustments she has earned in her RRSP.

#### The Data

- Lightning Wholesale matches any employee investment in CSBs, CPBs, and GICs dollar for dollar. For example, if Sharon's out-of-pocket investment consists of \$2,000 into a savings bond, she in fact invests \$4,000 into the savings bond—\$2,000 from her own pocket and \$2,000 from Lightning Wholesale.
- Lightning Wholesale matches any employee investment in strip bonds by providing enough money to purchase a second identical strip bond.
- Sharon's out-of-pocket investment history is as follows:
  - Each March 1 and December 1 since June 1 of 2006 she has had \$1,000 to invest in C-bond CSBs.
  - She has invested \$1,000 into each of Series P55, P59, P67, and P71 C-bond CPBs.
  - She placed \$5,000 into a five-year escalator GIC on September 1, 2006, paying quarterly compounded rates each year of 2%, 2.4%, 3%, 4.5%, and 7%.
  - She purchased three strip bonds:

- On December 1, 2006, she purchased a 20-year \$20,000 face value strip bond with a market yield of 7.053%.
- On June 1, 2007, she purchased a 25-year \$25,000 face value strip bond with a market yield of 6.5425%.
- On December 1, 2008, she purchased a 25-year \$15,000 face value strip bond with a market yield of 5.9067%.
- On June 1, 2010, the market yield of strip bonds with 16½-year maturities was 6.5425%, 22-year maturities was 4.9855%, and 23½-year maturities was 4.8821%.
- Annual June to June inflation rates starting with June 2006 to June 2007 have been 2.19%, 3.13%, -0.26%, and 0.96%.

## Important Information

- Although CPBs can only be cashed during the anniversary month, calculate the accrued interest to June 1, 2010, for all CPBs using simple interest for any partial years.
- Assume that inflation rates are constant throughout any given year.
- Information about CSBs and CPBs is found in the savings and premium bond tables earlier in the chapter.

## Your Tasks

- If Sharon wanted and was able to cash in all of her investments, calculate the maturity value of all of her investments on June 1, 2010. Calculate the total interest earned across all investments.
- Using the inflation rates, calculate the equivalent value of all her money placed into investments on June 1, 2010.
- Calculate the difference between her actual maturity value and her inflation-adjusted principal. This is the real amount of interest that she has gained over the years.

## CHAPTER 11: COMPOUND INTEREST: ANNUITIES

---

### (There Are Payments?)

Payments show up everywhere. You make payments on retail purchases; bank loans require payments; you even make payments to yourself into your RRSP! Payments fall into a few categories subject to important characteristics. Let's explore these categories with a few everyday examples.

- Last week you completed the purchase of your \$150,000 starter home and finished all of the paperwork on your mortgage with the bank. You snagged a great mortgage rate of 5% compounded semi-annually, locking it in for a five-year term with monthly payments of \$872.41 (for the next 25 years) starting one month after you move in.
- You excitedly cruise to the Honda dealership to pick up your new \$22,475 Honda Civic Sport, on which you have a four-year lease. Pulling out your iPhone (for which you pay \$60 monthly), you ensure that you have enough funds in your chequing account to make the \$2,000 down payment today along with the first of your \$242.16 monthly lease payments at 2.9% compounded monthly.
- Driving away in your Civic, you stop in at Sleep Country Canada and purchase a queen size mattress for your new bedroom. You recall a TV ad promoting an \$895 Sealy mattress plus 12% taxes with no money down and 12 easy, interest-free monthly payments of \$83.53. It will be nice to have a comfortable bed to sleep in!

Did you notice some of the characteristics of these various types of payments?

- The mattress was low priced and was paid off in a short, one-year time frame, while the house was high priced and required a long, 25-year time frame to extinguish the debt.
- The lease on your new car required a payment up front before you could drive it home, while your mortgage and mattress had payments that would start later.
- Your monthly iPhone payment recurs endlessly until you terminate the contract.

These examples also illustrate how businesses participate in consumer

payments. Companies must understand financing for their consumers for a variety of reasons:

- Banks create mortgages for their clients so that consumers can make large purchases through affordable payments. These payment plans are structured to allow the bank to earn profits through the interest charged.
- Car dealerships use similar payment plans that earn interest on the payments in addition to the profits built into the products themselves. It is like double-dipping!
- Sleep Country Canada sells more mattresses by allowing consumers to spread their payments over the course of a year instead of requiring them to hand over one big lump sum, which many people may not be able to do.

And do not forget that regular payments are needed in business-to-business deals too, including mortgages, leases, insurance, utilities, and even product acquisitions.

This chapter explores the concept of making regular payments toward savings goals or debt extinguishment. First it introduces key payment concepts and reviews different types of payment plans. You will then calculate the future and present value of a stream of payments. You extend the application of the concepts further to solve for other variables such as the payment amount, the term, and the nominal interest rate. Chapter 12 discusses commonplace annuity applications such as planning your RRSP and buying a car.

## Outline of Chapter Topics

11.1: Fundamentals of Annuities (What Do I Need to Know?) 11.2: Future Value of Annuities (Will I Have Enough?)

- : Present Value of Annuities (How Much Do I Need Now?)
- : Annuity Payment Amounts (What Commitment Am I Making?)
- : Number of Annuity Payments (Exactly How Long Are We Talking About?) 11.6: Annuity Interest Rates (How Does the Money Grow?)

11-446

Creative Commons License (CC BY-NC-SA) J. OLIVIER

## : FUNDAMENTALS OF ANNUITIES

---

### (What Do I Need To Know?)

It is impossible to calculate payments accurately until you recognize a few of the key characteristics illustrated in the chapter introduction:

- All of the examples required a payment in the same amount on a regular basis, such as the \$872.41 every month for your mortgage.
- The timing of the payments varied. The car lease required the first payment up front (at the beginning of the month), while the mortgage and mattress purchase had the first payment due a month after the purchase (at the end of the month).
- The frequency of the payments and the frequency of the interest rate varied. The mortgage had monthly payments with interest being charged semi-annually, while the car lease had monthly payments and monthly interest.

Unlike single payments (covered in Chapter 9) for which there is only one formula, you solve series of payments by choosing the appropriate formula from four possibilities defined by the financial characteristics of the payments. This section defines the characteristics of four different types of payment series and then contrasts them to the Chapter 9 and 10 single-payment calculations. This section also develops a new, simplified structure for timelines to help you visualize a series of payments.

### What Are Annuities?

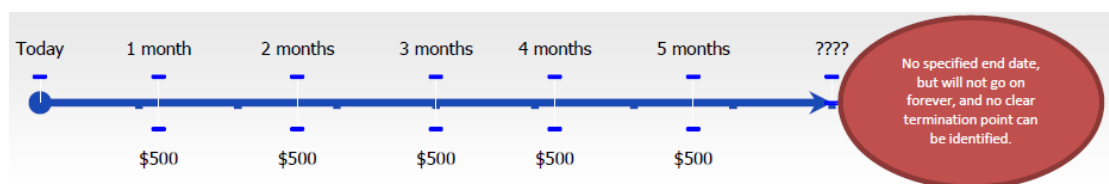
An **annuity** is a continuous stream of equal periodic payments from one party to another for a specified period of time to fulfill a financial obligation. An **annuity payment** is the dollar amount of the equal periodic payment in an annuity environment. The figure below illustrates a six-month annuity with monthly payments. Notice that the payments are continuous, equal, periodic, and occur over a fixed time frame. If any one of these four characteristics is not satisfied, then the financial transaction fails to meet the definition of a singular annuity and requires other techniques and formulas to solve.

The examples below illustrate four timelines that look similar to the one above,



but with one of the characteristics of an annuity violated. This means that none of the following in their entirety are considered an annuity:

- **Continuous.** Annuity payments are without interruption or breaks from the beginning through to the end of the annuity's term. In the figure above there are no breaks in the annuity since every month has an annuity payment. This next figure is not an annuity because the absence of a payment in the third month makes the series of payments discontinuous.
- **Equal.** The annuity payments must be in the same amount every time from the beginning through to the end of the annuity's term. In the original figure, every monthly annuity is \$500. Notice that in this next figure the payment amount varies and includes values of both \$500 and \$600.
- **Periodic.** The amount of time between each continuous and equal annuity payment is known as the **payment interval**. Hence, a monthly payment interval means payments have one month between them, whereas a semi-annual payment interval means payments have six months between them. Annuity payments must always have the same payment interval from the beginning through to the end of the annuity's term. In the original figure there is exactly one month between each equal and repeated payment in the annuity. Notice that in this next figure the payments, although equal and continuous, do not occur with the same amount of time between each one. In fact, the first three payments are made monthly while the last three payments are made quarterly. (You may notice that if the first three payments are treated separately from the last three payments, then each separate grouping represents an annuity and therefore there are two separate annuities. However, as a whole this is not an annuity.)
- **Specified Period of Time.** The annuity payments must occur within an identifiable time frame that has a specified beginning and a specified end. The annuity's time frame can be (1) known with a defined starting date and defined ending date, such as the annuity illustrated in the original figure, which endures for six periods; (2) known but nonterminating, such as beginning today and continuing forever into the future (hence an infinite period of time); or (3) unknown but having a clear termination point, for example, monthly pension payments that begin when you retire and end when you die—a date that is obviously not known beforehand. In the next figure, the annuity has no defined ending date, does not continue into the future, and no clear termination point is identifiable.



In summary, the first figure is an annuity that adheres to all four characteristics and can be addressed via an annuity formula. The next four figures are not annuities and need other financial techniques or formulas to perform any necessary calculations.

## Types of Annuities

There are four types of annuities, which are based on the combination of two key characteristics: timing of payments and frequency. Let's explore these characteristics first, after which we will discuss the different annuity types.

- **Timing of Payments.** An example best illustrates this characteristic. Assume that you take out a loan today with monthly payments. If you were to make your first annuity payment on the day you take out the loan, the amount of principal owing would be immediately reduced and you would accumulate a smaller amount of interest during your first month. This is called making your annuity payment at the *beginning* of a payment interval, and this payment is known as a **due**. However, if a month passes before you make your first monthly payment on the loan, your original principal

accumulates more interest than if the principal had already been reduced. This is called making your payment at the *end* of the payment interval, and this payment is known as an **ordinary** because it is the most common form of annuity payment. Depending on when you make your payment, different principal and interest amounts occur.

- **Frequency.** The frequency of an annuity refers to a comparison between the payment frequency and the compounding frequency. A **payment frequency** is the number of annuity payments that would occur in a complete year. Recall from Chapter 9 that the *compounding frequency* is the number of compounds per complete year. If the payment frequency is the same as the compounding frequency, this is called a **simple annuity**. When interest is charged to the account monthly and payments are also made monthly, you determine principal and interest using simplified formulas. However, if the payment frequency and the compounding frequency are different, this is called a **general annuity**. If, for example, you make payments monthly while interest is compounded semi-annually, you have to use more complex formulas to determine principal and interest since the paying of principal and charging of interest do not occur simultaneously.

Putting these two characteristics together in their four combinations creates the

four types of annuities. Each timeline in these figures assumes a transaction involving six semi-annual payments over a three-year time period.

**Ordinary Simple Annuity** An **ordinary simple annuity** has the following characteristics:

- Payments are made at the end of the payment intervals, and the payment and compounding frequencies are equal.
- The first payment occurs one interval after the beginning of the annuity.
- The last payment occurs on the same date as the end of the annuity.

For example, most car loans are ordinary simple annuities where payments are made monthly and interest rates are compounded monthly. As well, car loans do not require the first monthly payment until the end of the first month.

**Ordinary General Annuity** An **ordinary general annuity** has the following characteristics:

- Payments are made at the end of the payment intervals, and the payment and compounding frequencies are unequal.
- The first payment occurs one interval after the beginning of the annuity.
- The last payment occurs on the same date as the end of the annuity.

For example, most mortgages are ordinary general annuities, where payments are made monthly and interest rates are compounded semi-annually. As with car loans, your first monthly payment is not required until one month elapses.

**Simple Annuity Due** A **simple annuity due** has the following characteristics:

- Payments are made at the beginning of the payment intervals, and the payment and compounding frequencies are equal.
- The first payment occurs on the same date as the beginning of the annuity.
- The last payment occurs one payment interval before the end of the annuity.

For example, most car leases are simple annuities due, where payments are made monthly and interest rates are compounded monthly. However, the day you sign the lease is when you must make your first monthly payment.

**General Annuity Due.** A **general annuity due** has the following characteristics:

- Payments are made at the beginning of the payment intervals, and the payment and compounding frequencies are unequal.
- The first payment occurs on the same date as the beginning of the annuity.
- The last payment occurs one payment interval before the end of the annuity.

For example, many investments, like your RRSP, are general annuities due where payments (contributions) are typically made monthly but the interest compounds in another manner, such as annually. As well, when most people start an RRSP they pay into it on the day they set it up, meaning that their RRSP commences with the first deposited payment.

Annuity Type	Timing of Payments in a Payment Interval	Payment Frequency and Compounding Frequency	Start of Annuity and First Payment Same Date?	End of Annuity and Last Payment Same Date?
Ordinary Simple Annuity	End	Equal	No, first payment one interval later	Yes
Ordinary General Annuity	End	Unequal	No, first payment one interval later	Yes
Simple Annuity Due	Beginning	Equal	Yes	No, last payment one interval earlier
General Annuity Due	Beginning	Unequal	Yes	No, last payment one interval earlier

The table below summarizes the four types of annuities and their characteristics for easy reference.

# TOP SECRET

## Paths To Success

Type	Key Words or Phrases	Common Applications
Ordinary	-...payments are at the end... -...payments do not start today... -...payments are later... -...first payment next interval...	- bank loans of any type - mortgages - bonds - Canada Pension Plan (CPP)
Due	-...payments are at the beginning... -...payments start today... -...payments are in advance... -...first payment today... -...payments start now...	- any kind of lease - any kind of rental - RRSPs (usually) - membership dues - insurance

One

of the most challenging aspects of annuities is recognizing whether the annuity you are working with is ordinary or due. This distinction plays a critical role in formula selection later in this chapter. To help you recognize the difference, the table below summarizes some key words along with common applications in which the annuity may appear.

## Annuities versus Single Payments

To go from single payments in Chapter 9 to annuities in this chapter, you need to make several adaptations:

- **Annuity Payment Amount (PMT).** This variable was not used in any of the formulas introduced in Chapters 9 or 10, though it was briefly introduced when Section 9.2 when demonstrating the calculator functions. Notice that in the previous two chapters this variable was set to zero for every question, since every payment was *not* part of an annuity. Annuity calculations require you to tie a value to this variable in the formulas and when you use technology such as the BAII+ calculator.
- **Payment Frequency or Payments per Year (PY).** For single payments, this variable did not show up in any of the formulas from the previous two chapters. It too was introduced in Section 9.2 as a calculator button with the requirement that it automatically be set as a null variable matching the compounding frequency (CY). When you work with annuities, an actual value for PY is determined by the payment frequency. For simple annuities PY remains the same as CY, whereas the variables are different for general annuities.
- **Cash Flow Sign Convention on the Calculator.** It now becomes critical to ensure the proper application of the cash flow sign convention on the calculator—failure to do so will result in an incorrect answer. For example, if you borrow money and then make annuity payments on it, you enter the present

value (PV) as a positive (you received the money) while you enter the annuity payments as negatives (you paid the money to the bank). This results in future balances getting smaller and you owing less money. If you inadvertently enter the annuity payment as a positive number, this would mean you are borrowing more money from the bank so your future balance would increase and you would owe more money. These two answers are very different!

- **Definition and Computation of  $N$ .** When you worked with single payments,  $N$  was defined as the total number of compounds throughout the term of the financial transaction. When you work with annuities,  $N$  is defined as the total number of payments throughout the term of the annuity. You calculate it using Formula 11.1.



### The Formula

**Formula 11.1 – Number of Annuity Payments:**  $N = PY \times \text{Years}$   
 **$PY$  is Payments per Year or Payment Frequency:** The number of annuity payments per complete year.  
**Years is Term of the Annuity:** The length of the annuity from start to end, expressed as the number of years.  
 **$N$  is Total Number of Annuity Payments:** The total number of payments from the start of the annuity to the end of the annuity, inclusive.



### How It Works

On a two-year loan with monthly payments and semi-annual compounding, the payment frequency is monthly, or 12 times per year. With a term of two years, that makes  $N = 2 \times 12 = 24$  payments. Note that the calculation of  $N$  for an annuity does not involve the compounding frequency.

## Adapting Timelines to Incorporate Annuities


Annuity questions can involve many payments. For example, in a typical 25-year mortgage with monthly payments, that would be  $25 \times 12 = 300$  payments in total.

How would you draw a timeline for these? Clearly, it would be impractical to draw 300 payments.

A good annuity timeline should illustrate the present value (PV), future value (FV), number of annuity payments ( $N$ ), nominal interest rate (IY), compounding frequency (CY), annuity payment (PMT), and the payment frequency (PY). One of these variables will be the unknown.

As well, a good timeline requires a clear distinction between ordinary annuities and annuities due. END is used to represent ordinary annuities, since payments occur at the *end* of the payment interval. Similarly, BGN is used to represent annuities due, since payments occur at the *beginning* of the payment interval. The figure below illustrates the adapted annuity timeline format.

Sometimes a variable will change partway through the period of an annuity, in which case the timeline must be broken up into two or more segments. When you use this structure, in any time segment the annuity payment PMT is interpreted to have the same amount at the same payment interval continuously throughout the entire segment. The number of annuity payments  $N$  does not directly appear on the timeline since it is the result of a formula. However, its two components (Years and PY) are drawn on the timeline.



### How It Works

A mortgage is used to illustrate this new format. For now, focus strictly on the variables and how to illustrate them in a timeline. Do not focus on any mortgage calculations yet.

- As per the chapter introduction, you purchased a \$150,000 home (PV) with a 25-year mortgage (Years). The mortgage rate is 5% (IY) compounded semi-annually (CY = 2), and the monthly payments (PY = 12) are \$872.41 (PMT).
- After 25 years you will own your house and therefore have no balance remaining. This sets the future value to \$0 (FV).
- Mortgages are ordinary in nature, meaning that payments occur at the end of the payment intervals (END).

The figure below places all of these mortgage elements into the new timeline format. Once you have drawn the timeline, you can determine the following:

- The number of payments ( $N$ ), which you calculate using Formula 11.1. Since both PY and Years are known, you have  $N = 25 \times 12 = 300$ .
- Whether the annuity is simple or general, which depends on the PY below the timeline and CY above the timeline. If they match, the annuity is simple; if they differ, as in this example, it is general.



### Things To Watch Out For

The word “payment” often confuses people because it has two interpretations. It could mean either “single payment,” such as in Chapter 9, or “annuity payment,” which is meant in this chapter. To correctly interpret this word, recall the characteristics of an annuity payment and determine if the situation at hand matches the criteria. Let’s review two examples illustrating this point:

- Suppose John owes Mary three payments of \$200 due two months, five months, and eleven months from now. In this case, the word “payment” means “single payment” because the payments are equal (all \$200) and the time periods are known, but they are neither periodic (payment intervals are unequal) nor continuous (since no periods exist, there is no continuity). Working with these payments requires you to apply the formulas and techniques from Chapter 9.
- Suppose John owes Julia three payments of \$200 due three months, six months, and nine months from now. In this case, the word “payment” means “annuity payment” because the payments are equal (all \$200), periodic (every quarter), and continuous (occurring every quarter without interruption), and they have a specified time frame (over nine months). Working with these payments allows you to apply the formulas and techniques from this chapter.

Ultimately, when in doubt you can solve any question involving time value of money using the formulas and techniques from Chapter 9. The annuity formulas introduced in the next section just allow you to arrive at the same answer with a lot less calculation.





## Section 11.1 Exercises

### Mechanics

For questions 1–4, use the information provided to determine whether an annuity exists.

- A debt of four payments of \$500 due in 6 months, 12 months, 18 months, and 24 months.
- A debt of four quarterly payments in the amounts of \$100, \$200, \$300, and \$400.
- Contributions to an RRSP of \$200 every month for the first year followed by \$200 every quarter for the second year.
- Compounding Frequency Payment Frequency Payment Timing
  5. Quarterly Semi-annually Beginning
  6. Annually Annually End
  7. Semi-annually Semi-annually Beginning
  8. Monthly Quarterly End
 Regular monthly deposits of \$250 to an RRSP for five years, skipping one payment in the third year. For questions 5–8, determine the annuity type.

For questions 9–10, draw an annuity timeline and determine the annuity type.

- A \$2,000 loan at 7% compounded quarterly is taken out today. Four quarterly payments of \$522.07 are required. The first payment will be three months after the start of the loan.
- A new RRSP is set up with monthly contributions of \$300 for five years earning 9% compounded semi-annually. The RRSP will have \$22,695.85 when complete. The first payment is today.

## Applications

For questions 11–15, draw an annuity timeline and determine the annuity type. Calculate the value of  $N$ .

- Marie has decided to start saving for a down payment on her home. If she puts \$1,000 every quarter for five years into a GIC earning 6% compounded monthly she will have \$20,979.12. She will make her first deposit three months from now.
- Laroquette Holdings needs a new \$10 million warehouse. Starting today the company will put aside \$139,239.72 every month for five years into an annuity earning 7% compounded semi-annually.
- Brenda will lease a \$25,000 car at 3.9% compounded monthly with monthly payments of \$473.15 starting immediately. After three years she will still owe \$10,000 on the vehicle.
- Steve takes out a two-year gym membership worth \$500. The first of his monthly \$22.41 payments is due at signing and includes interest at 8% compounded annually.
- Each year, Buhler Industries saves up \$1 million to distribute in Christmas bonuses to its employees. To do so, at the end of every month the company invests \$81,253.45 into an account earning 5.5% compounded monthly.

For questions 16–20, assign the information in the timeline to the correct variables and determine the annuity type. Calculate the value of  $N$ .

- 

- 

- 18.

- 19.

- 20.

## : FUTURE VALUE OF ANNUITIES

---

### (Will I Have Enough?)

Though your retirement is probably still a long way off, the earlier you start investing the more you can take advantage of the power of compounding interest to generate your savings.

Did it startle you to learn in Section 10.5 that your annual gross retirement income might need to be \$160,000 when you turn 65 years old? How long will you live? The average Canadian life expectancy is around 80 years old; if you live to be that age, you will need 15 years of retirement income. Using a conservative interest rate of 5% compounded annually along with 3% annual inflation, this works out to saving up approximately \$2 million for when you retire. A daunting goal, isn't it? You might well wonder, "If I start saving \$300 per month today, will I have enough?"

Clearly it is important to know how much your annuities are worth in the future. This matters not only for investments but also for debts, since most businesses and individuals pay off their debts through annuity structures. After you have made several annuity payments, can you tell at any time how much you or your company still owes on an outstanding debt?

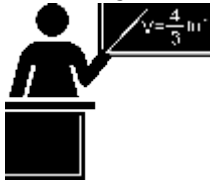
In the previous section you learned to recognize the fundamental characteristics of annuities, so now you can start to solve any annuity for any unknown variable. There are four annuity formulas. This section covers the first two, which calculate future values for both ordinary annuities and annuities due. These formulas accommodate both simple and general annuities.

### **Ordinary Annuities**

The **future value of any annuity** equals the sum of all the future values for all of the annuity payments when they are moved to the end of the last payment interval. For example, assume you will make \$1,000 contributions at the end of every year for the next three years to an investment earning 10% compounded annually. This is an ordinary simple annuity since payments are at the end of the intervals, and the compounding and payment frequencies are the same. If you wanted to know how much money you have in your investment after the three years, the figure below illustrates how you would apply

the fundamental concept of the time value of money to move each payment amount to the future date (the focal date) and sum the values to arrive at the future value.

While you could use this technique to solve all annuity situations, the computations become increasingly cumbersome as the number of payments increases. In the above example, what if the person instead made quarterly contributions of \$250? That is 12 payments over three years, resulting in 11 separate future value calculations. Or if they made monthly payments, the 36 payments over three years would result in 35 separate future value calculations! Clearly, solving this would be tedious and time consuming—not to mention prone to error. There must be a better way!



### The Formula

The formula for the future value of an ordinary annuity is indeed easier and faster than performing a series of future value calculations for each of the payments. At first glance, though, the formula is pretty complex, so the various parts of the formula are first explored in some detail before we put them all together.

The annuity formula is a more complex version of the rate, portion, and base formula introduced in Chapter 2.

Relating Formula 2.2 and the first payment from the figure above gives the following: Portion = Base  $\times$  Rate

$$\$1,210 = \$1,000 \times (1 + 0.1)^2$$

The *portion* equals the future value and the *base* equals the annuity payment amount. The rate is expressed as a formula and written as  $(1 + 0.1)^2$ . However, notice that each payment in the figure has a different exponent to reflect the compounding required. This requires a mathematical adaptation of  $(1 + i)^N$ , which permits the determination of an equivalent rate representing all payments in a single calculation.

This equivalent rate turns out to be a pretty complex expression, which is examined in three parts: the percent change overall, the percent change with each payment, and their quotient.

????

- **Numerator: The Percent Change Overall:**  $\diamond((? + ?)???)\diamond$

??

- 

???. This part of the formula

determines the percent change from the start of the annuity to the end of the annuity. It has three critical elements:

????

- **Interest Rate Conversion** (?? + ??)?????. The rate of interest that occurs with each payment must be known. All

annuity calculations require the compounding period to equal the payment interval. If this is not already the case, then you must convert the expressed interest rate into an equivalent interest rate.

- For simple annuities, no conversion is necessary since the frequencies are the same:  $CY = PY$ . The exponent of

$PY$

$CY$  always equals 1 and has no effect.

- For general annuities, recall Formula 9.4 for calculating equivalent interest rates. Here the old compounding frequency forms the numerator ( $CY_{Old}$ ) and the new compounding frequency (which matches the payment

frequency) forms the denominator ( $CY$

) =  $PY$ . Thus  $CY_{Old}$  becomes  $CY$ .

New

$CY_{New}$   $PY$

- **The Compounding N.** The exponent  $N$  compounds the periodic interest rate (which matches the payment interval) in accordance with the number of annuity payments made. For example, assume there are two end-of-year payments at 10% compounded semi-annually. If the interest rate is left semi-annually, there are four compounds over the two years, which does not match the payments. The interest rate is converted within the brackets from 10% compounded semi-annually to its equivalent 10.25% compounded annually rate. The end result is that interest will now compound twice over the two years, matching the number of payments.
- **Removing the Starting Point (-1).** Since you added 1 to perform the compounding, mathematically you now need to remove the 1. The end result is that you now know (in decimal format) how much larger the future value is relative to its starting value.

????

- **Denominator: The Percent Change with Each Payment:  $(1 + r/n)^{nt} - 1$ .** The denominator


in the formula shows the percent change in the account with each payment made. It too ensures that the denominator has a periodic rate matching the payment interval.

- **The Quotient** By taking the numerator and dividing by the denominator, the percent change overall is divided by the percent change with each payment. This establishes a ratio between what is happening overall in the annuity versus what is happening with each transaction. Thus, this computation determines how much bigger the final value is relative to what happens with each payment. This ratio (the rate) is then multiplied against the annuity payment (the base) to get the final balance (the portion).

You are now in a position to see the whole formula by which you calculate the future value of any ordinary annuity. This single formula applies regardless of the number of payments that are made. Formula 11.2 summarizes the variables and calculations required.

Formula 11.2 – Ordinary Annuity Future Value:  $FV = P \left[ \frac{(1 + r/n)^{nt} - 1}{r/n} \right]$  =  $P \left[ \frac{(1 + r/n)^{nt} - 1}{r/n} \right]$   
 exponent  $nt$  ensures that this is always the case regardless of the  $P$  annuity taking a simple or general structure.  $r/n$  this formula, the compounding of the periodic interest rate used in the formula must always be based on the payment interval. The Formula 9.1,  $r = i/n$ . As mentioned in the discussion preceding  $i$  is Periodic Interest Rate: This is the rate of interest that is used in converting the interest to principal. It results from  $P$  is Payments Per Year or Payment

Frequency: The number of payment intervals per complete year. PMT is Annuity Payment Amount: The amount of money that is invested or paid after each payment interval. CY is Compounds Per Year or Compounding Frequency: The number of compounding periods per complete year. FVORD is Future Value of an Ordinary Annuity: This is the amount of money in the account including all of the payments and all interest at some future point in time. If the future point is at the end of the annuity, the future value is the maturity value.  $N$  is Number of Annuity Payments: The total number of payments made during the time segment of the annuity. It results from Formula 11.1.



### How It Works

There is a five-step process for calculating the future value of any ordinary annuity:

**Step 1:** Identify the annuity type. Draw a timeline to visualize the question.

**Step 2:** Identify the known variables, including PV, IY, CY, PMT, PY, and Years.

**Step 3:** Use Formula 9.1 to calculate  $i$ .

**Step 4:** If  $PV = \$0$ , proceed to step 5. If there is a nonzero value for PV, treat it like a single payment. Apply Formula 9.2 to determine  $N$  since this is not an annuity calculation. Move the present value to the end of the time segment using Formula 9.3.

**Step 5:** Use Formula 11.1 to calculate  $N$  for the annuity. Apply Formula 11.2 to calculate the future value. If you calculated a future value in step 4, combine the future values from steps 4 and 5 to arrive at the total future value.

Revisiting the RRSP scenario from the beginning of this section, assume you are 20 years old and invest \$300 at the end of every month for the next 45 years. You have not started an RRSP previously and have no opening balance. A fixed interest rate of 9% compounded monthly on the RRSP is possible.

Step 1: This is a simple ordinary annuity since the frequencies match and payments are at the end of the payment interval.

Step 2: The known variables are  $PV = \$0$ ,  $IY = 9\%$ ,  $CY = 12$ ,  $PMT = \$300$ ,  $PY = 12$ , and Years = 45. Step 3: The periodic interest rate is  $i = 9\% \div 12 = 0.75\%$ .

Step 4: Since  $PV = \$0$ , skip this step.

Step 5: The number of payments is  $N = 12 \times 45 = 540$ . Applying Formula 11.2 gives the following:

12 540

$$[\diamond(1 + 0.0075)^{12}\diamond]$$



- 1]

FVORD = \$300 |

|  
|

12

$$(1 + 0.0075)^{12} - 1$$

$$| = \$2,221,463.54$$

|  
|

Hence, 540 payments of \$300 at 9% compounded monthly results in a total saving of \$2,221,463.54 by the age of retirement.



**Important Notes**

**Calculating the Interest Amount.** For investment annuities, if you are interested in knowing how much of the future value is principal and how much is interest, you can adapt Formula 8.3, where  $I = S - P = FV - PV$ .

- The FV is the solution to Formula 11.2.
- The PV is the principal (total contributions) calculated by taking  $N \times PMT + PV$ . In the figure above,  $N \times PMT + PV = 540 \text{ payments} \times \$300 + \$0 = \$162,000$  in principal. Therefore,  $I = \$2,221,463.54 - \$162,000 = \$2,059,463.54$ , which is the interest earned.

**Your BAI+ Calculator.** Adapting your calculator skills to suit annuities requires three important changes:

- You now have a value for PMT. Be sure to enter it with the correct cash flow sign convention. When you invest, the payment has the same sign as the PV. When you borrow, the sign of the payment is opposite that of PV.
- The P/Y is no longer automatically set to the same value as C/Y. Enter your values for P/Y and C/Y separately. If the values are the same, as in the case of simple annuities, then taking advantage of the

“Copy” feature on your calculator let’s you avoid having to key the value in twice.

- If a present value (PV) is involved, by formula you need to do two calculations using Formulas 9.3 and 11.2. If you input values for both PV and PMT, the calculator does these calculations simultaneously, requiring only one sequence to solve.



### Things To Watch Out For

In many annuity situations there might appear to be more than one unknown variable. Usually the extra unknown variables are “unstated” variables that can reasonably be assumed. For example, in the RRSP illustration above, the statement “you have not started an RRSP previously and have no opening balance” could be omitted. If something were saved already, the number would need to be stated. As another example, it is normal to finish a loan with a zero balance. Therefore, in a loan situation you can safely assume that the future value is zero unless otherwise stated.

## TOP SECRET

### Paths To Success

The ability to recognize a simple annuity can allow you to simplify Formula 11.2. Since  $CY = PY$ , these two variables form a quotient of 1 for the exponent. For a simple annuity, you can simplify any appearances of the following algebraic expressions in any annuity formula (not just Formula 11.2) as follows:

$CY$

$(1 + ??)^{PY}$  in the numerator can be simplified to  $(1 + ??)^{CY}$

and

$CY$

$(1 + ??)^{PY} - 1$  in the denominator can be simplified to just  $(1 + ??)^{CY} - 1$ .

Thus, for simple annuities only, you simplify Formula 11.2 as

$$(1 + ??)^{CY} - 1$$



## Give It Some Thought

$FVORD = PMT$  ♦



??

Assume you had planned to make 10 annuity payments to an investment. However, before you started paying in to the investment, you changed your mind, doubling your original payment amount while still making 10 payments. What happens to the maturity value of your new investment compared to that of your original plan? Will your new balance be exactly double, more than double, or less than double? Explain and justify your answer.

**Example 11.2A: Future Value of an Investment Account**

A financial adviser is reviewing one of her client’s accounts. The client has been investing \$1,000 at the end of every quarter for the past 11 years. How much money does the client have today in his account?

<b>Plan</b>	Step 1: The payments are at the end of the payment intervals, and both the compounding period and the annuity. Calculate its value at the end, which is its future value, or FV <sub>ORD</sub> .											
<b>Understand</b>	What You Already Know Step 1 (continued): The timeline shows the client’s account. Step 2: PV = \$0, IY = 7.3%, CY = 4, PMT = \$1,000, PY = 4, Years = 11											
<b>Perform</b>	Step 3: $i = 7.3\% \div 4 = 1.825\%$ Step 5: $N = 4 \times 11 = 44$ payments $FV_{ORD} = \$1000 \left[ \frac{(1 + 0.01825)^{44} - 1}{0.01825} \right] = \$66,637.03$	Calculator Instructions <table border="1" style="width: 100%; text-align: center;"> <thead> <tr> <th>N</th> <th>I/Y</th> <th>PV</th> <th>PMT</th> <th>FV</th> </tr> </thead> <tbody> <tr> <td>44</td> <td>7.3</td> <td>0</td> <td>-1000</td> <td>Answer: 66,637.03</td> </tr> </tbody> </table>	N	I/Y	PV	PMT	FV	44	7.3	0	-1000	Answer: 66,637.03
N	I/Y	PV	PMT	FV								
44	7.3	0	-1000	Answer: 66,637.03								
<b>Present</b>	The figure shows how much principal and interest make up the final balance. After 11 years of \$1,000 quarterly contributions, the client has \$66,637.03 in the account.											



**Example 11.2B: Future Value of a Savings Annuity**

A savings annuity already contains \$10,000. If an additional \$250 is invested at the end of every month at 9% compounded semi-annually for a term of 20 years, what will be the maturity value of the investment?

**Plan**

Step 1: The payments are at the end of the payment intervals, and the compounding period and payment intervals are different. This is an ordinary general annuity. Calculate its value at the end, which is its future value, or FVORD.

**Understand**

What You Already Know

Step 1 (continued): The timeline appears below. Step 2:  $PV = \$10,000$ ,  $IY = 9\%$ ,  $CY = 2$ ,  $PMT = \$250$ ,  $PY = 12$ ,  $Years = 20$

How You  
Will Get  
There Step  
3: Apply  
Formula  
9.1.

Step 4: Apply Formula 9.2 and Formula 9.3.  
Step 5: Apply Formula 11.1 and Formula 11.2.  
The final future value is the sum of the answers to step 4 (FV) and step 5 (FVORD).

	<div style="display: flex; justify-content: space-between;"> <span>Today</span> <span>9% semi-annually</span> </div>							
<b>Perform</b>	<p>Step 3: <math>i = 9\% \div 2 = 4.5\%</math>                  Step 4: <math>N = 2 \times 20 = 40</math> compounds  <math>FV = \\$10,000(1 + 0.045)^{40} = \\$58,163.64538</math>                  Step 5: <math>N = 12 \times 20 = 240</math> payments</p> $FV_{ORD} = \$250 \left[ \frac{(1 + 0.045)^{240} - 1}{0.045} \right] = \$163,529.9492$ <p>Total FV = <math>\\$58,163.64538 + \\$163,529.9492 = \\$221,693.59</math></p>	<p>Calculator Instructions</p> <table border="1" style="width: 100%; border-collapse: collapse;"> <thead> <tr> <th>N</th> <th>I/Y</th> <th>PV</th> </tr> </thead> <tbody> <tr> <td style="text-align: center;">240</td> <td style="text-align: center;">9</td> <td style="text-align: center;">-1</td> </tr> </tbody> </table>	N	I/Y	PV	240	9	-1
N	I/Y	PV						
240	9	-1						
<b>Present</b>	<p>The figure shows how much principal and interest make up the final balance. The savings annuity will have a balance of \$221,693.59 after the 20 years.</p>	<p style="text-align: center; font-size: 24pt; font-weight: bold;">\$221,693.59</p> <ul style="list-style-type: none"> <li><span style="color: blue;">■</span> Lump-S</li> <li><span style="color: red;">■</span> Contrib \$60,00</li> <li><span style="color: green;">■</span> Compo</li> </ul>						



### Important Notes

If any of the variables, including IY, CY, PMT, or PY, change between the start and end point of the annuity, or if any additional single payment deposit or withdrawal is made, a new time segment is created and must be treated separately. There will then be multiple time segments that require you to work left to right by repeating steps 3

through 5 in the procedure. The future value at the end of one time segment becomes the present value in the next time segment. Example 11.2C illustrates this concept.



### Things To Watch Out For

Pay extra attention when the variable that changes between time segments is the payment frequency (PY). When inputted into a BAII+ calculator, the PY automatically copies across to the compounding frequency (CY). Unless your CY also changed to the same frequency, this means that you must scroll down to the CY window and re-enter the correct value for this variable, even if it didn't change.

## TOP SECRET

### Paths To Success

When working with multiple time segments, it is important that you always start your computations on the side opposite the unknown variable. For future value calculations, this means you start on the left-hand side of your timeline; for present value calculations, start on the right-hand side.

#### Example 11.2C: Saving Up for a Vacation

Genevieve has decided to start saving up for a vacation in two years, when she graduates from university. She already has

\$1,000 saved today. For the first year, she plans on making end-of-month contributions of \$300 and then switching to end-of-quarter contributions of \$1,000 in the second year. If the account can earn 5% compounded semi-annually in the first year and 6% compounded quarterly in the second year, how much money will she have saved when she graduates?

<b>Plan</b>	<p>Step 1: There is a change of variables after one year. As a result, payments are at the end of the period. In Year 1, the compound period and payment intervals are the same. This is an ordinary annuity, or FVORD.</p>																		
<b>Understand</b>	<p><b>What You Already Know</b>                  Step 1 (continued): The timeline for her vacation savings appears below.                  Step 2: Time segment 1: PV = \$1,000, IY = 5%, CY = 2, PMT = \$300, PY = 12, Years = 1                  Time segment 2: PV = FV1 of time segment 1, IY = 6%, CY = 4, PMT = \$1,000, PY = 4, Years = 1</p>																		
<b>Perform</b>	<p>For the first time segment:                  Step 3: <math>i = 5\% \div 2 = 2.5\%</math>                  Step 4: <math>N = 2 \times 1 = 2</math> compounds, <math>FV1 = \\$1,000(1 + 0.025)^2</math>                  Step 5: <math>N = 12 \times 1 = 12</math> payments</p> $FV_{ORD1} = \$300 \frac{[(1 + 0.025)^{12} - 1]}{(1 + 0.025)^{12} - 1} = \$3,682.786451$ <p>Total FV1 = \$1,050.625 + \$3,682.786451 = \$4,733.411451</p> <p>For the second time segment:                  Step 3: <math>i = 6\% \div 4 = 1.5\%</math>                  Step 4: <math>N = 4 \times 1 = 4</math> compounds, <math>FV2 = \\$4,733.411451(1 + 0.015)^4</math>                  Step 5: <math>N = 4 \times 1 = 4</math> payments</p> $FV_{ORD2} = \$1,000 \frac{[(1 + 0.015)^4 - 1]}{(1 + 0.015)^4 - 1} = \$4,090.903375$ <p>Total FV2 = \$5,023.870384 + \$4,090.903375 = \$9,114.77</p> <p><b>Calculator Instructions</b></p> <table border="1" data-bbox="966 1627 1624 1743"> <thead> <tr> <th>Time Segment</th> <th>N</th> <th>I/Y</th> <th>PV</th> <th>PMT</th> <th>FV</th> </tr> </thead> <tbody> <tr> <td>1</td> <td>12</td> <td>5</td> <td>-1000</td> <td>-300</td> <td>An</td> </tr> <tr> <td>2</td> <td>4</td> <td>6</td> <td>-4,733.411451</td> <td>-1000</td> <td>An</td> </tr> </tbody> </table>	Time Segment	N	I/Y	PV	PMT	FV	1	12	5	-1000	-300	An	2	4	6	-4,733.411451	-1000	An
Time Segment	N	I/Y	PV	PMT	FV														
1	12	5	-1000	-300	An														
2	4	6	-4,733.411451	-1000	An														



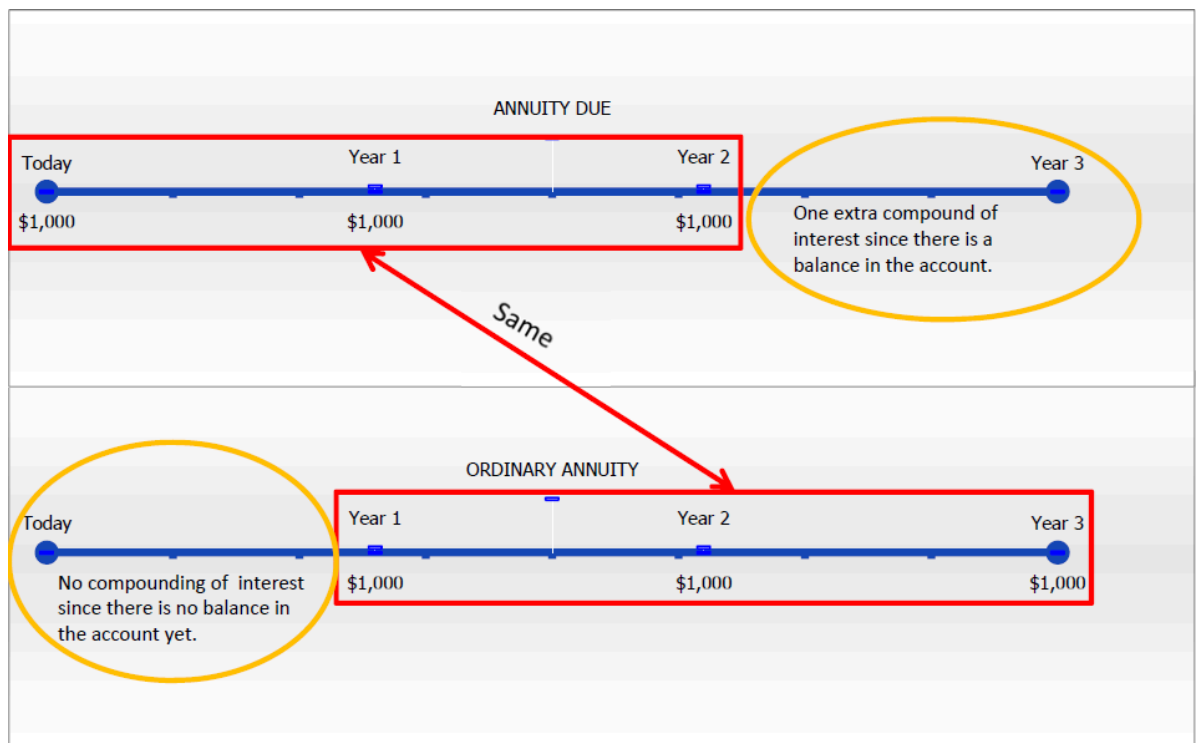
**Present**

The figure shows how much principal and interest make up the final balance. When Genevieve graduates she will have saved \$9,114.77 toward her vacation.

## Annuities Due

An annuity due occurs when payments are made at the beginning of the payment interval. To understand the difference this makes to the future value, let's recalculate the RRSP example from earlier in this section, but treat it as an annuity due. You want to know the future value of making \$1,000 annual contributions at the beginning of every payment interval for the next three years to an investment earning 10% compounded annually. This forms a simple annuity due. The figure below illustrates how you apply the fundamental concept of the time value of money to move each payment amount to the future date (the focal date) and sum the values to arrive at the future value.

Note that you do not end up with the same balance of \$3,310 achieved under the ordinary annuity. Instead, you have a larger balance of \$3,641. Why is this? Placing the two types of annuities next to each other in the next figure demonstrates the key difference between the two examples.



Both annuities have an identical sequence of three \$1,000 payments. However, in the ordinary annuity no interest is earned during the first payment interval since the principal is zero and the payment does not occur until the end of the interval. On the other hand, in the annuity due an extra compound of interest is earned in the last payment interval because of the existing principal at the end of the second year. If you take the ordinary annuity’s final balance of \$3,310 and give it one extra compound you have  $FV = \$3,310(1 + 0.1) = \$3,641$ . In summary, the key difference between the two types of annuities is that an annuity due always receives one extra compound of interest.

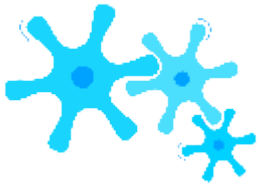


### The Formula

Adapting the ordinary annuity future value formula to suit the extra compound creates Formula 11.3. Note that all the variables in the formula remain the same; however, the subscript on the FV symbol is changed to recognize the difference in the calculation required.

$FV_{n+1} = PMT \left[ \frac{(1+i)^{n+1} - 1}{i} \right]$ 
 - Annuity Due Future Value:  $FV_{n+1} = PMT \left[ \frac{(1+i)^{n+1} - 1}{i} \right]$ 
 PMT is Annuity Payment Amount: The amount of money

that is invested or paid at the beginning of each payment interval.  $PY$  interval, which is ensured by the  $CY$  exponent.  $i$  is Periodic Interest Rate: The rate of interest used in converting the interest to principal according to Formula 9.1. The interest rate compounding period must always match the payment  $PY$  is Payments Per Year or Payment Frequency: The number of payment intervals per complete year.  $FVDUE$  is Future Value of an Annuity Due: The payments and interest together at a future point in time.  $CY$  is Compounds Per Year or Compounding Frequency: The number of compounding periods per complete year.  $N$  is Number of Annuity Payments: The total number of payments made during the time segment of the annuity. It results from Formula 11.1.



### How It Works


The steps required to solve for the future value of an annuity due are almost identical to those you use for the ordinary annuity. The only difference lies in step 5, where you use Formula 11.3 instead of Formula 11.2. Examples 11.2D and 11.2E illustrate the adaptation.



### Important Notes

To adapt your calculator to an annuity due, you must toggle the payment timing setting from  $END$  to  $BGN$ . The calculator default is  $END$ , which is the ordinary annuity. The payment timing setting is found on the second shelf above the  $PMT$  key (because it is related to the  $PMT$ !). To toggle the setting, complete the following sequence:

- 2nd  $BGN$  (the current payment timing of  $END$  or  $BGN$  is displayed)



- 
- 2nd SET (it toggles to the other setting)
- 2nd Quit (to get out of the window)

When the calculator is in annuity due mode, a tiny BGN appears in the upper right-hand corner of your calculator. To return the calculator to ordinary mode, repeat the above sequence.



## Give It Some Thought

Under equal conditions,

- For any investment, which will always have the higher future value: an ordinary annuity or an annuity due? Explain.
- For any debt, which will always have a higher future value: an ordinary annuity or an annuity due? Explain.

**Example 11.2D: Lottery Winnings**

The Set for Life instant scratch n’ win ticket offers players a chance to win \$1,000 per week for the next 25 years starting immediately u  
 winner was to invest all of his money into an account earning 5% compounded annually,  
 how much money would he have at the end of his 25-year term? Assume each year has exactly 52 weeks.

**Plan** Step 1: The payments start immediately, and the compounding period and payment intervals are different. Therefore  
 due. Calculate its value at the end, which is its future value, or FVDUE.

**Understand**

What You Already Know  
 Step 1 (continued): The timeline for the lottery savings is below. Step 2: PV = \$0, IY = 5%, CY = 1, PMT = \$1,000, PY = 52, Years = 25

How You Will Get  
 Step 3: Apply Form  
 Step 4: Skip this  
 Step 5: Apply Fo  
 11.3.

**Perform**

Step 3:  $i = 5\% \div 1 = 5\%$   
 Step 5:  $N = 52 \times 25 = 1,300$  payments

$$\left[ \diamond (1 + 0.05)^{52} \diamond - 1 \right]$$

$$\begin{array}{r} 1 \quad 1300 \\ \times (1 + 0.05)^{52} \\ \hline (1 + 0.05)^{52} - 1 \\ \hline \end{array}$$

FV<sub>DUE</sub> = \$1,000

Calculator Instructions

Mode	N	I/Y	PV	PMT	FV	P/Y	C/Y
BGN	1300	5	0	-1000	Answer: 2,544,543.218	52	1

= \$2,544,543.22

**Present**

The figure shows how much principal and interest make up the final balance. If the winner was to invest all of his lottery prize money, he would have \$2,544,543.22 after 25 years.

**Example 11.2E: Saving into a Trust Fund with a Variable Change**

When Roberto's son was born, Roberto started making payments of \$1,000 at the beginning of every six months to a trust fund earning 5.75% compounded monthly at the beginning of every quarter. How much money will be in his son's trust fund when his son turns 18?

**Plan**

Step 1: There is a change of variables after five years. As a result, you need two payment intervals are different.  
Therefore, Roberto has two consecutive general annuities due. Comb

**Understand**

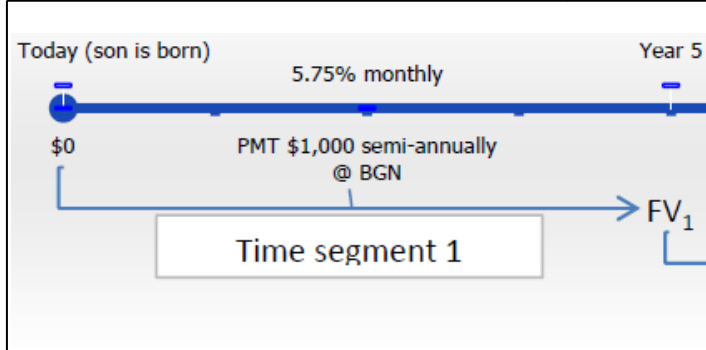
What You Already Know

Step 1 (continued): The timeline for the trust fund is below.

Step 2: Time segment 1: PV = \$0, IY = 5.75%, CY = 12, PMT = \$1,000, PY = 2, Years = 5

Time segment 2: PV = FV1 of time segment 1, IY = 5.75%, CY = 12, PMT = \$500, PY = 4, Years = 13

How You V  
For each  
Step 4: I  
The tota



**Perform**

Step 3:  $i = 5.75\% \div 12 = 0.47196\%$

Step 4: No PV, so skip this step. Step 5:  $N = 2 \times 5 = 10$  payments

$$FV_{DUE1} = \$1,000 \left[ \frac{(1 + 0.0047196)^{12 \times 5} - 1}{0.0047196} \right] \times (1 + 0.0047196)^{12} = \$11,748.47$$

For the second time segment:

Step 3:  $i$  remains unchanged = 0.47196%

Step 4:  $N = 12 \times 13 = 156$  compounds,  $FV2 = \$11,748.47466(1 + 0.0047196)^{12 \times 13}$


Step 5:  $N = 4 \times 13 = 52$  payments

$$FV_{DUE2} = \$500 \left[ \frac{(1 + 0.0047196)^{12 \times 13} - 1}{0.0047196} \right] \times (1 + 0.0047196)^{12} = \$38,907.21$$

$$\text{Total } FV2 = \$24,765.17 + \$38,907.21529 = \$63,672.39$$

Calculator Instructions

Time Segment	Mode	N	I/Y	PV	PMT	FV
1	BGN	10	5.75	0	-1000	As
2	✓	52	✓	-11,748.47466	-500	As



The figure shows how much principal and interest make up the final balance. When Roberto’s son turns 18, the trust fund will have a balance of \$63,000.

Creative Commons License (CC BY-NC-SA) J. OLIVIER



## Section 11.2 Exercises

### Mechanics

For questions 1–4, calculate the future value.

	Present Value	Interest Rate	Payments	Timing of Payment	Years
1.	\$0	7% quarterly	\$2,000 quarterly	Beginning	10
2.	\$0	9% monthly	\$375 monthly	End	20
3.	\$15,000	5.6% quarterly	\$3,000 annually	End	30
4.	\$38,000	8% semi-annually	\$1,500 monthly	Beginning	8



For questions 5–8, calculate the future value.

Present Value	Interest Rate	Payments	Timing of Payment
5. \$0	6% annually for four years; then 7% semi-annually for six years	\$1,000 quarterly	End
6. \$0	12% quarterly for six-and-a-half years; then 11% semi-annually for three-and-a-half years	\$100 monthly	Beginning
7. \$27,150	11% quarterly	\$750 quarterly for five years; then \$1,000 quarterly for 10 years	End
8. \$50,025	8% annually for three years; then 10% annually for seven years	\$5,000 annually for three years; then \$4,000 annually for seven years	Beginning

## Applications

- Nikola is currently 47 years old and planning to retire at age 60. She has already saved \$220,000 in her RRSP. If she continues to contribute \$200 at the beginning of every month, how much money will be in her RRSP at retirement if it can earn 8.1% compounded monthly? No deposit is made the day she turns 60.
- You are a financial adviser. Your client is thinking of investing \$600 at the end of every six months for the next six years with the invested funds earning 6.4% compounded semi-annually. Your client wants to know how much money she will have after six years. What do you tell your client?
- The Saskatchewan Roughriders started a rainy day savings fund three-and-a-half years ago to help pay for stadium improvements. At the beginning of every quarter the team has deposited \$20,000 into the fund, which has been earning 4.85% compounded semi-annually. How much money is in the fund today?
- McDonald's major distribution partner, The Martin-Brower Company, needs at least \$1 million to build a new warehouse in Medicine Hat two years from today. To date, it has invested \$500,000. If it continues to invest \$50,000 at the end of every quarter into a fund earning 6% quarterly, will it have

- enough money to build the warehouse two years from now? Show calculations to support your answer.
- The human resource department helps employees save by taking preauthorized RRSP deductions from employee paycheques and putting them into an investment. For the first five years, Margaret has had \$50 deducted at the beginning of every biweekly pay period. Then for the next five years, she increased the deduction to \$75. The company has been able to average 8.85% compounded monthly for the first seven years, and then 7.35% compounded monthly for the last three years. What amount has Margaret accumulated in her RRSP after 10 years? Assume there are 26 biweekly periods in a year.
  - Joshua is opening up a Builder GIC that allows him to make regular contributions to his GIC throughout the term. He will initially deposit \$10,000, then at the end of every month for the next five years he will make \$100 contributions to his GIC. The annually compounded interest rates on the GIC in each year are 0.75%, 1.5%, 2.5%, 4.5%, and 7.25%. What is the maturity value of his GIC?
  - How much more money would an individual who makes \$300 contributions to her RRSP at the beginning of the month have compared to another individual who makes \$300 contributions to his RRSP at the end of the month? Assume a term of 30 years and that both RRSPs earn 9% annually.

### Challenge, Critical Thinking, & Other Applications

- When Shayla turned five years old, her mother opened up a Registered Education Savings Plan (RESP) and started making
 

\$600 end-of-quarter contributions. The RESP earned 7.46% semi-annually. At the end of each year, Human Resources and Skills Development Canada (HRSDC) made an additional deposit under the Canada Education Savings Grant (CESG) of 20% of her annual contributions into her RESP. Calculate the total maturity value available for Shayla's education when she turns 18.
- Assume a 10-year ordinary annuity earning 10% compounded annually.
- If \$5,000 is deposited annually, what is the maturity value?
- What is the maturity value if the deposits are doubled to \$10,000? Compared to (a), what is the relationship between the size of the deposit and the maturity value, all other conditions being held equal?
- What is the maturity value if the \$5,000 deposits are made semi-annually? Compared to (b), what is the relationship between the frequency of payments and the maturity value, all other conditions being held

equal?

- Carlyle plans to make month-end contributions of \$400 to his RRSP from age 20 to age 40. From age 40 to age 65, he plans to make no further contributions to his RRSP. The RRSP can earn 9% compounded annually from age 20 to age 60, and then 5% compounded annually from age 60 to age 65. Under this plan, what is the maturity value of his RRSP when he turns 65?
- To demonstrate the power of compound interest on an annuity, examine the principal and interest components of the maturity value in your RRSP after a certain time period. Suppose \$200 is invested at the end of every month into an RRSP earning 8% compounded quarterly.
- Determine the maturity value, principal portion, and interest portion at 10, 20, 30, and 40 years. What do you observe?
- Change the interest rate to 9% quarterly and repeat (a). Comparing your answers to (a), what do you observe?
- Compare the following maturity values on these annuities due earning 9% compounded semi-annually:
  - Payments of \$1,000 quarterly for 40 years.
  - Payments of \$1,600 quarterly for 25 years.
  - Payments of \$4,000 quarterly for 10 years.

Note in all three of these annuities that the same amount of principal is contributed.

What can you learn about compound interest from these calculations?

## : PRESENT VALUE OF ANNUITIES

---

### (How Much Do I Need Now?)

Have you ever noticed that the prices of expensive products are generally not advertised? Instead, companies that market these high-ticket products promote the payment amounts of the annuity, not the actual sticker price. In fact, locating the actual price for these products in the advertisements usually requires a magnifying glass. For example, a Mitsubishi Outlander was recently advertised for only \$193 biweekly. That does not sound so bad, and perhaps you might be tempted to head on down to the car dealership to buy one of those vehicles. However, the fine print indicates that you need to make 182 payments, which then total almost \$32,000. Why is the vehicle advertised this way? Numerically, \$193 sounds a lot better than \$32,000!

In business, whether you are setting up consumers with payment plans or buying and selling loan contracts, you need to calculate present values. As a consumer, you encounter present value calculations in many ways:

- How to take advertised payment amounts and convert them to the actual price that you must pay.
- Meeting financial goals by planning your RRSP, which requires knowing how much money you need at the start.

This section develops present value formulas for both ordinary annuities and annuities due. Like future value calculations, these formulas accommodate both simple and general annuities as needed. From investments, we will then extend annuity calculations to loans as well.

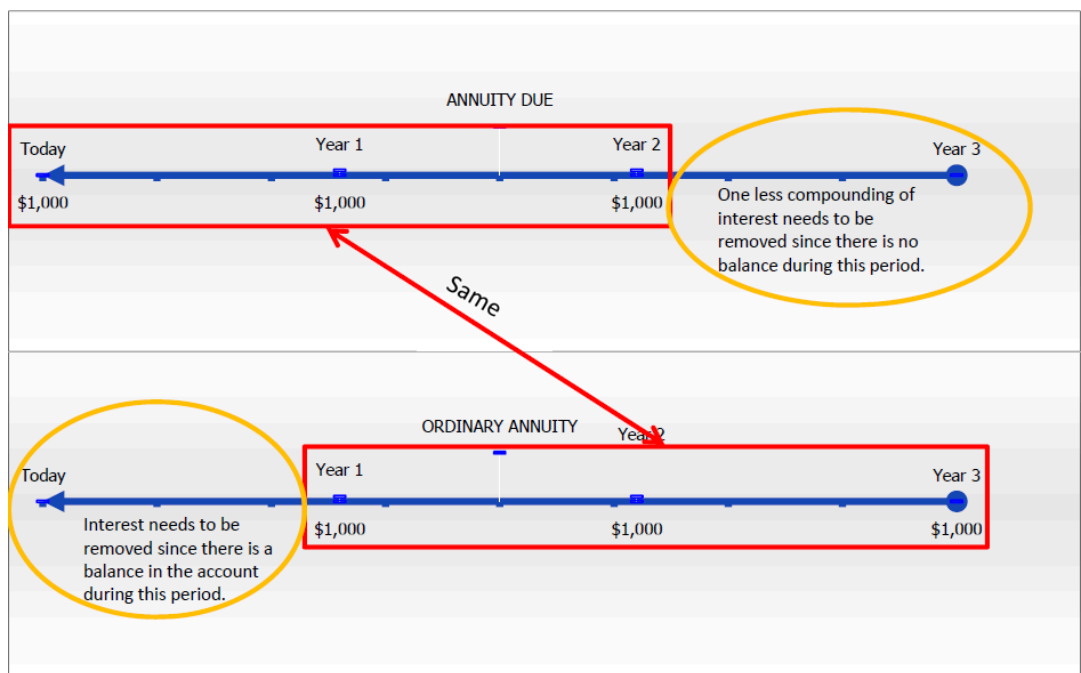
### **Ordinary Annuities and Annuities Due**

The **present value of any annuity** is equal to the sum of all of the present values of all of the annuity payments when they are moved to the beginning of the first payment interval. For example, assume you will receive \$1,000 annual payments at the end of every payment interval for the next three years from an investment earning 10% compounded annually. How much money needs to be in the annuity at the start to make this happen? In this case, you have an ordinary simple annuity. The figure

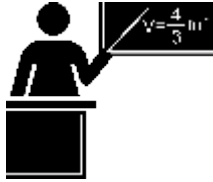
below illustrates the fundamental concept of the time value of money and shows the calculations in moving all of the payments to the focal date at the start of the timeline.

Observe that all three payments are present valued to your focal date, requiring an investment of \$2,486.85 today. In contrast, what happens to your timeline and calculations if those payments are made at the beginning of every payment interval? In this case, you have a simple annuity due. The next figure illustrates your timeline and calculations.

Observe that only two of the three payments need to be present valued to your focal date since the first payment is already on the focal date. The total investment for an annuity due is higher at \$2,735.54 because the first payment is withdrawn immediately, so a smaller principal earns less interest than does the ordinary annuity.



The next figure below contrasts the two annuity types. Working from right to left on the timeline, the key difference is that the annuity due has one less compound of interest to remove. Its first time segment (from the right) contains a zero balance, while the ordinary annuity does contain a balance that needs to have interest discounted. Note that if you take the annuity due and remove one extra compound of interest, you arrive at  $\$2,735.54 \div (1 + 0.1) = \$2,486.85$ , which is the present value of the corresponding ordinary annuity.



### The Formula

● As with future value calculations, calculating present values by manually moving each payment to its present value is extremely time consuming when there are more than a few payments. Similarly, annuity formulas allow you to move all payments simultaneously in a single calculation. The formulas for ordinary annuities and annuities due are presented together.

**Formula 11.4 – Ordinary Annuity Present Value:**

$$PV = PMT \left[ \frac{1 - (1+i)^{-N}}{i} \right]$$

**PMT is Annuity Amount:** used in converting the money paid interval. **i is Periodic Interest Payment** used in converting the interest rate which is ensured by the

**Formula 11.5 – Annuity Due Present Value:**

$$PV = PMT \left[ \frac{1 - (1+i)^{-N}}{i} \right] (1+i)$$

**Rate:** The interest rate compounded annually. **Compound / Payment Frequency:** The number of compounding periods per complete year. **respectively:** The number of compounding periods and payments respectively.

11-469N is Number of Annuity Payments: The total number of payments in the annuity time segment via Formula 11.1. PVORD and PVDUE are Present Value of an Ordinary and Due Annuity respectively: This is the amount of money in the account including all of the payments less the interest at an earlier point in time. If the earlier point is the start of the annuity, then the present value is the principal.

Creative Commons License (CC BY-NC-SA) J. OLIVIER

The following observations are made about these two formulas:

- PY The formulas adapt to both simple and general annuities. In the case of simple annuities, the compounding frequency already matches the payment frequency, so it requires no conversion;

numerically, the exponent of  $i^{CY}$  produces a quotient of 1 and removes itself from the formula. In the case of general annuities, the exponent converts the

compounding frequency of the interest rate to match the payment frequency.

- Identical in structure to the future value formulas, these two formulas for present value are also complex equations involving rate, portion, and base. Here the present value (PVORD or PVDUE) = portion, PMT = base, and everything else =

??

$$\frac{PMT \left( 1 - \left( 1 + \frac{i}{CY} \right)^{-N} \right)}{\left( 1 + \frac{i}{CY} \right)^{-N}}$$

, produces the overall percent decrease in the annuity; the denominator,

$\left( 1 + \frac{i}{CY} \right)^{-N}$ , produces the percent change with each payment; the division of these two percent changes creates a ratio

by which present value relates to the annuity payment itself. To illustrate, assume that  $i = 5\%$ ,  $N = 2$ , and  $CY = PY = 1$ . Substituting these numbers into the formula gives the following:

$$\frac{1 - \left( 1 + \frac{.05}{1} \right)^{-2}}{\left( 1 + \frac{.05}{1} \right)^{-2}}$$

??

2

$$= \frac{1 - (1 + .05)^{-2}}{(1 + .05)^{-2}}$$



$$(1 + .05)^1 - 1$$

$$= \frac{0.092970}{0.05} = 1.859410$$


From these numbers, it is evident that the present value amount represents a decrease of 9.2970% (the numerator) overall. With each payment, the decrease is 5% (the denominator). Therefore, the ratio of the present value overall to each payment (the PMT) is 1.859410. If the annuity payment amount is  $PMT = \$1,000$ , then the value of the

$$PVORD = \$1,000(1.859410) = \$1,859.41.$$

CY

- The only difference from an ordinary annuity is the multiplication of the extra term  $(1 + i)^{PY}$ . The multiplication results

in the removal of one fewer compounds of interest than the ordinary annuity.



#### How It Works

Follow these steps to calculate the present value of any ordinary annuity or annuity due:

**Step 1:** Identify the annuity type. Draw a timeline to visualize the question.

**Step 2:** Identify the variables that you know, including FV, IY, CY, PMT, PY, and Years.

**Step 3:** Use Formula 9.1 to calculate  $i$ .

**Step 4:** If  $FV = \$0$ , proceed to step 5. If there is a nonzero value for FV, treat it like a single payment. Apply Formula 9.2 to determine  $N$  since this is not an annuity calculation. Move the future value to the beginning of the time segment using Formula 9.3, rearranging for PV.

**Step 5:** Use Formula 11.1 to calculate  $N$ . Apply either Formula 11.4 or Formula 11.5 based on the annuity type. If you calculated a present value in step 4, combine the present values from steps 4 and 5 to arrive at the total present value.



#### Important Notes

**Calculating the Interest Amount.** If you are interested in knowing how much interest was removed in the calculation of the present value, adapt Formula 8.3, where  $I = S - P = FV - PV$ . The present value (PV) is the solution to either Formula

- or Formula 11.5. The FV in Formula 8.3 is expanded to include the sum of all future monies, so it is replaced by  $N \times PMT + FV$ . Therefore, you rewrite Formula 8.3 as  $I = (N \times PMT + FV) - PV$ .

**Your BAI+ Calculator.** If a single payment future value (FV) is involved in a present value calculation, then you require two formula calculations using Formula 9.3 and either Formula 11.4 or 11.5. The calculator performs both of these calculations simultaneously if you input values obeying the cash flow sign convention for both FV and PMT.



### Give It Some Thought

Explain.

For two equal investment annuities, will the present value of an ordinary annuity and annuity due be the same or different?

**Example 11.3A: Amount Needed at Time of Retirement**

Rodriguez is planning on having an annual gross income of \$50,000 at the end of every year when he retires at age 65. He is planning for the account to be emptied by age 78, which is the average life expectancy for a Canadian man. If the account earns 5.1% of funds needs to be in the account when he retires?

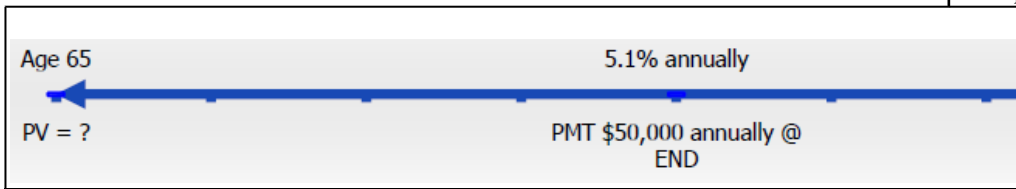
**Plan**

Step 1: The payments are at the end of the payment intervals, and the compounding period and therefore, an ordinary simple annuity. Calculate its value at the start, which is its present value, PVORD.

**Understand**

What You Already Know  
 Step 1 (continued): The timeline for the client's account appears below. Step 2: FV = \$0, IY = 5.1%, CY = 1, PMT = \$50,000, PY = 1, Years = 13

How  
 3: A  
 5: A



**Perform**

Step 3:  $i = 5.1\% \div 1 = 5.1\%$   
 Step 5:  $N = 1 \times 13 = 13$  payments

$$PV = \$50,000 \left[ \frac{1 - (1 + 0.051)^{-13}}{0.051} \right] = \$466,863.69$$

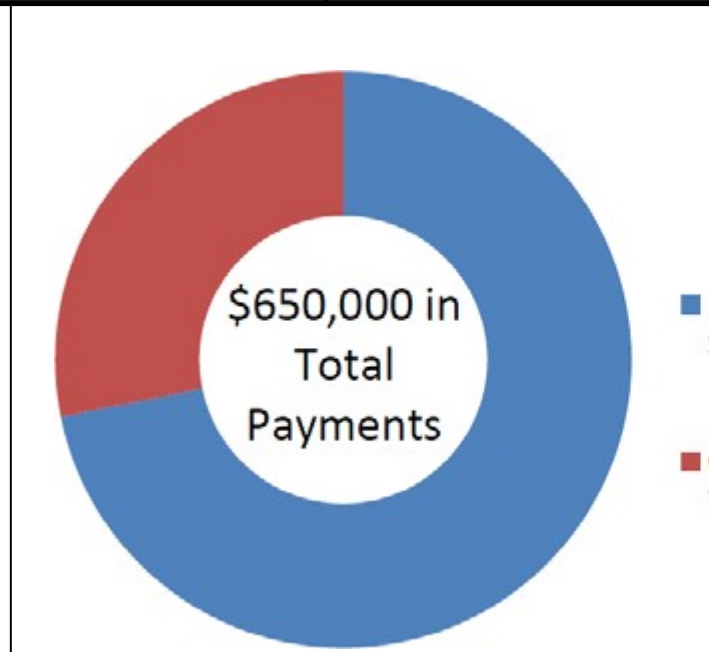
ORD 1


Calculator Instructions

N	I/Y	PV
13	5.1	Answer: -466,863.69

**Present**

The figure shows how much principal and interest make up the payments. Rodriguez will need to have \$466,863.69 in his account when he turns 65 if he wants to receive 13 years of \$50,000 payments.





**Example 11.3B: Leaving an Inheritance**

Recalculate Example 11.3A applying three changes:  
 Rodriguez wants to leave a \$100,000 inheritance for his children (assuming he dies at age 78).  
 Payments are at the beginning of the year.  
 His interest rate is 5.1% compounded semi-annually. Calculate the present value and the amount of interest.

**Plan**  
 Step 1: The payments are made at the beginning of the payment intervals, and the compound payment intervals (annually) are different. This is now a general annuity due. Calculate its value at start, which is its present value, or PVDUE.

**Understand**

<p>What You Already Know                  Step 1 (continued): The timeline for the client's account appears below. Step 2: <math>FV = \\$100,000</math>, <math>IY = 5.1\%</math>, <math>CY = 2</math>, <math>PMT = \\$50,000</math>, <math>PY = 1</math>, <math>Years = 13</math></p>	<p>How You Will Get There Step 3: Apply Formula 9.1.                  Step 4: Since there is a future value, apply Formula 9.1 and Formula 11.1 and Formula 11.5.                  Step 6: To calculate the interest, apply and adapt Formula 11.5: <math>I = PMT + FV - PV</math></p>
---	--

**Perform**

Step 3:  $i = 5.1\% \div 2 = 2.55\%$   
 Step 4:  $N = 2 \times 13 = 26$  compounds  
 $\$100,000 = PV(1 + 0.0255)^{26}$   
 $PV = \$100,000 \div 1.0255^{26} = \$51,960.42776$   
 Step 5:  $N = 1 \times 13 = 13$  payments

$$\left[ 1 - \frac{1}{(1 + 0.0255)^{13}} \right] \times \frac{1}{0.0255} = 10.871$$

$PV_{DUE} = \$50,000 \times 10.871 = \$543,550$

$PV = \$51,960.42776 + \$543,550 = \$595,510.42776$

Step 6:  $I = (13 \times \$50,000 + \$100,000) - \$595,510.42776 = \$750,000 - \$595,510.42776 = \$154,489.57224$

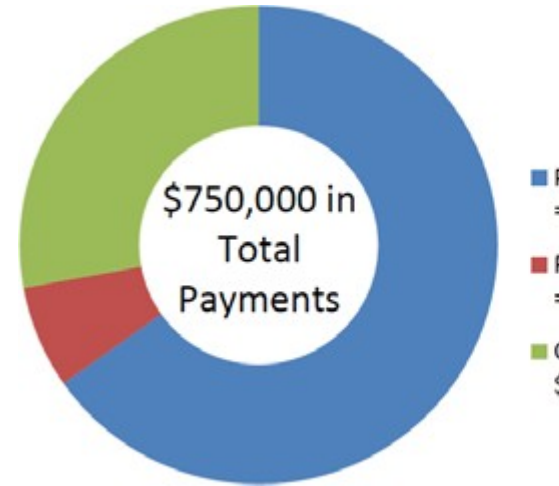
**Calculator Instructions**

Mode	N	I/Y	PV
BGN	13	5.1	Answer: -541,027.065

PMT	FV	P/Y	C/Y
50000	100000	1	2

**Present**

The figure shows how much principal and interest make up the payments. Rodriguez will require more money, needing to have \$541,027.07 in his account when he turns 65 if he wants to receive 13 years of \$50,000 payments while leaving a \$100,000 inheritance for his children. His account will earn \$208,972.93 over the time frame.



### **Important Notes**

If any of the variables, including  $IY$ ,  $CY$ ,  $PMT$ , or  $PY$ , change between the start and end point of the annuity, or if any additional single payment deposit or withdrawal is made, this creates a new time segment that you must treat separately. There will then be multiple time segments that require you to work from right to left by repeating steps 3 through 5 in the procedure. Remember that the present value at the beginning of one time segment becomes the future value at the end of the next time segment. Example 11.3C illustrates this concept.

**Example 11.3C: Adjusting for Inflation**

Continuing with the previous two examples, Rodriguez realizes that during his retirement he needs to make some type of adjustment for the rising cost of living. Consequently, he will take \$50,000 at the beginning of each year for six years, then increase it to \$60,000 for the next six years. He also wants to leave a \$100,000 inheritance for his children. How much money needs to be in his retirement fund at the beginning of his retirement if he earns 5.1% semi-annually and that he still wants to leave a \$100,000 inheritance for his children. How much money needs to be in his retirement fund at the beginning of his retirement?

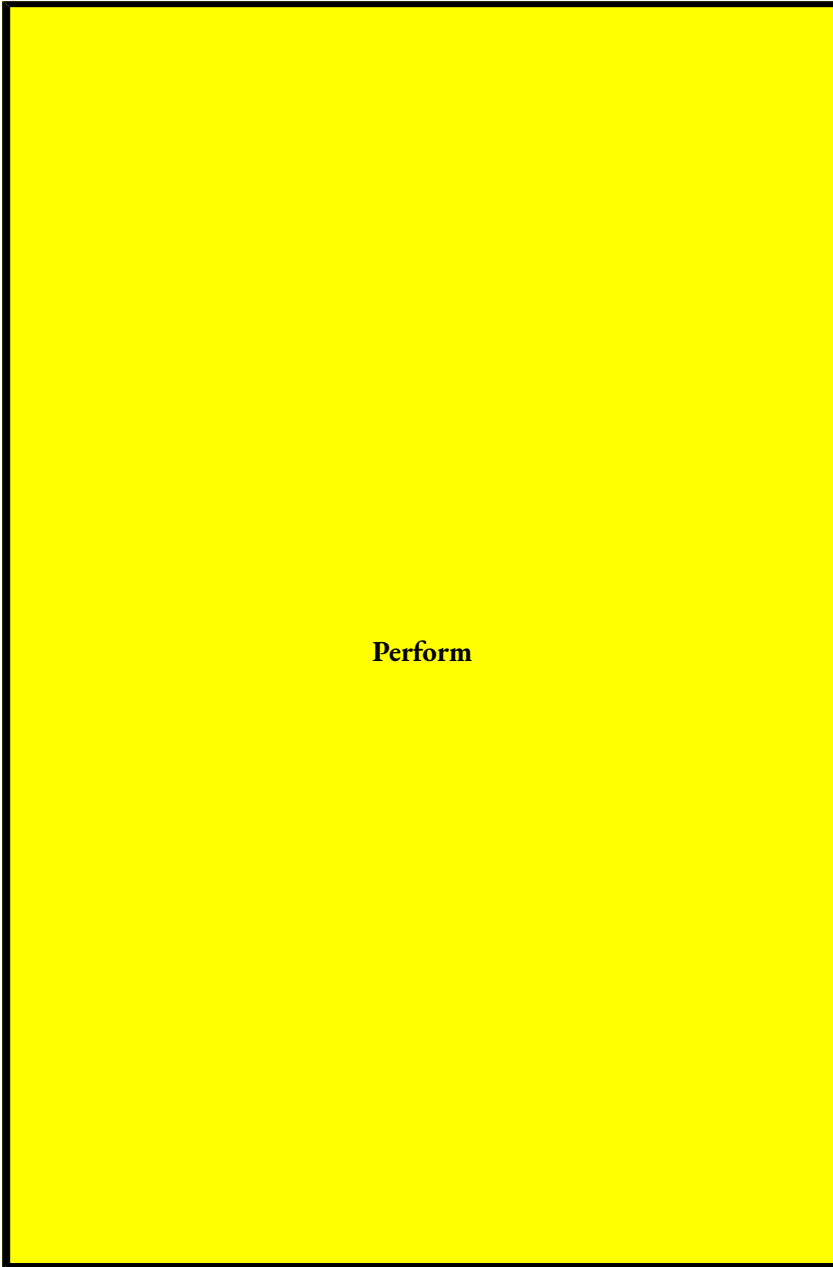
**Plan**

Step 1: There is a change of variables after six years. As a result, the timeline consists of two segments. Since payments are made at the beginning of the period, and the time intervals are different. These are two consecutive general annuities. The resulting present value, or PVDUE.

**Understand**

What You Already Know  
 Step 1 (continued): The timeline for the client's account appears below.  
 Step 2: Time segment 1 (starting from the right side): FV = \$100,000, IY = 5.1%, CY = 2, PMT = \$60,000, PY = 1, Years = 7  
 Time segment 2: FV = PV1 of time segment 1, IY = 5.1%, CY = 2, PMT = \$50,000, PY = 1, Years = 6

How Many Steps?  
 For Step 1: 7 steps  
 For Step 2: 7 steps  
 Total: 14 steps



For the first time segment (starting at the right side):

Step 3:  $i = 5.1\% \div 2 = 2.55\%$

Step 4:  $N = 2 \times 7 = 14$  compounds,  $\$100,000 = PV(1 + 0.0255)^{14}$   
 $= \$70,291.15736$

Step 5:  $N = 1 \times 7 = 7$  payments

$$PV = \$60,000 \frac{[1 - (1 + 0.0255)^{-7}]}{0.0255} \times (1 + 0.0255)^7$$

DUE1      |      2      |

| (1+0.0255)<sup>1-1</sup> |  
 Total PV1 =  $\$70,291.15736 + \$362,940.8778 = \$433,232.0352$

For the second time segment:

Step 3:  $i$  remains the same = 2.55%

Step 4:  $N = 2 \times 6 = 12$  compounds,  
 $\$433,232.0352 = PV(1 + 0.0255)^{12}$  PV2 =  
 $\$433,232.0352 \div 1.0255^{12} = \$320,252.5426$

Step 5:  $N = 1 \times 6 = 6$  payments

$$PV = \$50,000 \frac{[1 - (1 + 0.0255)^{-6}]}{0.0255} \times (1 + 0.0255)^6$$

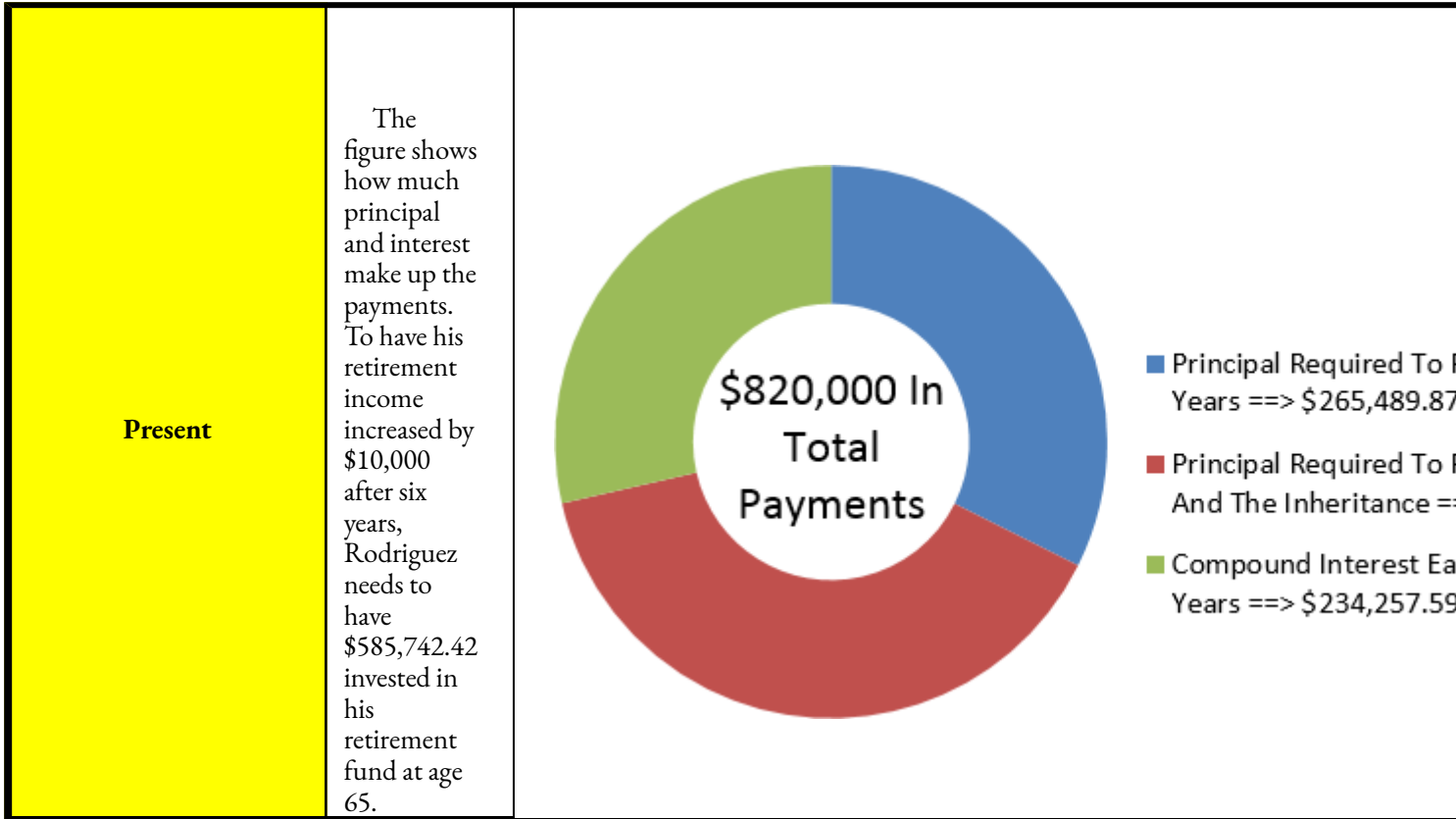
DUE2      |      2      |

| (1+0.0255)<sup>1-1</sup> |  
 Total PV2 =  $\$320,252.5426 + \$265,489.8749 = \$585,742.4175$

Calculator Instructions

Time Segment	Mode	N	I/Y	PV
1	BGN	7	5.1	Answer: -433,232.0352
2	✓	6	✓	Answer: -585,742.4175





## Working with Loans

At the start of this chapter, you purchased your first home and started your \$150,000 mortgage at 5% compounded semi-annually. Assume your mortgage has a five-year term. Before that term expires, you have to start shopping around at different financial institutions to find the best rate for your next mortgage term. These other financial institutions will have one burning question: How much do you still owe on your mortgage and, thus, how much do you need to borrow from them?

Up to this point, this chapter has addressed only the concept of investment annuities. But what about debts? All annuity concepts also apply to the borrowing of money. When you work with loans, both future value and present value calculations may be required, which is why this topic has been delayed to this point.

As a consumer, you are probably most interested in the balance owing on any of your debts at any given point.

Today's technology has made it easy to know your current balance by visiting your online bank account; however, the bank account does not assist you in identifying

your future balance at a given point in time. To figure this out, you need annuity calculations.

Similarly, businesses apply annuity calculations all the time. Ongoing financial reporting has to be accurate. To provide insight into the company's true financial health, balance sheets need to reflect not only monies payable or receivable today, but also all future cash flows such as those arising from annuities. The purchase and sale of business contracts, such as the sale of a consumer payment plan to a financial institution, requires working with future payments and discounting those payments to the contract's date of sale.

In this section, you will calculate loan balances at any given point in time throughout the loan's term. As well, you will explore how to buy and sell loan contracts.

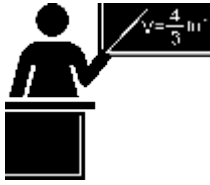
## The Balance Owing on Any Loan Contract

To determine accurately the balance owing on any loan at any point in time, always start with the loan's starting principal and then deduct the payments made. This means a future value calculation using the loan's interest rate.

Some may ask why they can't figure out the loan balance by starting at the end of the loan (where the future value is zero, since no balance remains) and calculating a present value of the outstanding payments? The answer is because the annuity payment PMT is almost always a rounded number (this characteristic is explored in greater depth in Section 11.4, when you learn how to calculate the annuity payment). Every payment therefore has a slight discrepancy from its true value, which accumulates with each subsequent payment. For example, assume you calculate your payment mathematically as \$500.0045. Since you can't pay more than two decimals, your actual payments are \$500.00. The \$0.0045 is dropped, which means every payment you make is \$0.0045 short of what is mathematically required. If you make 100 such payments, the \$0.0045 error accumulates to \$0.45 plus interest. This means your very last payment must be increased by \$0.45 or more to pay off your loan. Thus, the last payment is a different amount than every other payment.

To complicate matters further, the last payment amount may be unknown and incalculable, particularly if interest rates are variable. You can't calculate a present value from an unknown number nor can you use an annuity formula where a payment is in a different amount. Chapter 13 provides much more detail about these concepts of loan payments, loan balances, and final payment differences. For now, you can conclude

that an accurate calculation of a loan balance is achieved through a future value annuity formula.




### The Formula

Loans are most commonly ordinary annuities requiring the application of Formula 11.2 (ordinary annuity future value) to calculate the future balance, FVORD. This is the basic assumption in performing loan calculations unless otherwise specified. In the rare instance of a loan structured as an annuity due, you apply Formula 11.3 (annuity due future value) to calculate the future value, FVDUE.

Calculating the total amount of interest paid on a loan (in whole or for any time segment) once again requires the adaptation of Formula 8.3 ( $I = S - P = FV - PV$ ), where:

- The future value (FV) term in the formula represents the total principal and interest combined. In loan annuities, the annuity payment incorporates both of these elements. As well, any future principal remaining at the end of the loan, or a future balance outstanding, must also be factored into the calculation. Hence, the FV at any time interval in the formula is expanded to include both of these elements and replaced by  $N \times PMT + FV$ .
- The present value (PV) in the formula is what you started with. It is the opening amount of the loan. Therefore, the adaptation of Formula 8.3 remains the same as previously discussed and is written as:

$$I = (N \times PMT + FV) - PV.$$



### How It Works

Solving for a future loan balance is a future value annuity calculation. Therefore, you use the same steps as discussed in Section 11.2. However, you need to modify your interpretation of these steps for loan balances. The figure below helps you understand these differences.

- The principal of the loan forms the present value, or PV. In step 4, when you move the present value to

the future, your answer (FV) represents the total amount owing on the loan with interest as if no payments had been made.

- In step 5, the future value of the annuity (FVORD) represents the total amount paid against the loan with interest. With both the FV and FVORD on the same focal date, the fundamental concept of the time value of money allows you to then take the FV and subtract the FVORD to produce the balance owing on the loan.

Let's calculate what you still owe on your \$150,000 new home after five years of making \$872.41 monthly payments at 5% compounded semi-annually:

Step 1: The structure of your mortgage is depicted in Figure 11.32. Since payments are at the end of the period, and the payment interval and compounding frequency are different, you have an ordinary general annuity.

Step 2: The known variables are  $PV = \$150,000$ ,  $IY = 5\%$ ,  $CY = 2$ ,  $PMT = \$872.41$ ,  $PY = 12$ , and  $Years = 5$ . Step 3: The periodic interest rate is  $i = 5\% \div 2 = 2.5\%$ .

Step 4:  $N = 2 \times 5 = 10$  compounds,  $FV = \$150,000(1 + 0.025)^{10} = \$192,012.6816$

Step 5:  $N = 12 \times 5 = 60$  payments

$$\frac{2}{(1 + 0.025)^{12} - 1}$$

$$FV_{ORD} = \$872.41$$

|  
|

2

$$(1 + 0.025)^{12} - 1$$

$$= \$59,251.59215$$

|  
|

Therefore, if the unpaid loan is worth \$192,012.6816 and your payments are worth \$59,251.59215, then your

balance still owing is  $\$192,012.6816 - \$59,251.59215 = \$132,761.09$ . The amount of interest paid is  $I = (60 \times \$872.41 +$

$\$132,761.09) - \$150,000.00 = \$35,105.69$ . With payments totalling  $\$872.41 \times 60 = \$52,344.60$ , that means only

$\$17,238.91$  actually went towards the principal!



### Important Notes

**Present Value Method of Arriving at a Balance Owning.** In the rare circumstance where the final payment is *exactly* equal to all other annuity payments, you can arrive at the balance owing through a present value annuity calculation. However, this strict condition *must* be met. In this instance, since you are starting at the end of the loan, the future value is always zero, so to bring all payments back to the focal date you only need Formula 11.4.

**Important Notes: Your BAII+ Calculator.** Proper application of the cash flow sign convention for the present value and annuity payment will automatically result in a future value that nets out the loan principal and the payments. Assuming you are the borrower, you enter the present value (PV) as a positive number since you are receiving the money. You enter the annuity payment (PMT) as a negative number since you are paying the money. When you calculate the future value (FV), it displays a negative number, indicating that it is a balance owing.



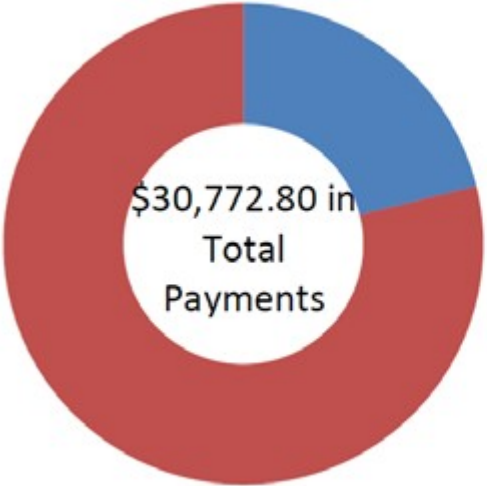
### Give It Some Thought

On any interest-bearing loan at any point in time, will the principal be reduced by an amount equal to the payments made, more than the payments made, or less than the payments made?

**Example 11.3D: Balance Owing on a New Truck**

Two years ago, Jillian purchased a new Ford F-250 for \$71,482.08 with a \$5,000 down payment and the remainder financed through her Ford dealership at 5.9% compounded monthly. She has been making monthly payments of \$1,282.20. What is her balance owing today? How much interest has she paid to date?

<b>Plan</b>	<p>Step 1: The payments are made at the end of the payment intervals, and the compounding period and payment intervals are the same. Therefore, this is a simple ordinary annuity. Calculate its value two years after its start, which is its future value, or FVORD. Once you know the FVORD, you can determine the amount of interest, or I.</p>	
<b>Understand</b>	<p><b>What You Already Know</b>                  Step 1 (continued): The timeline for the savings annuity appears below.                  Step 2: <math>PV = \\$71,482.08 - \\$5,000 = \\$66,482.08</math>,  <math>IY = 5.9\%</math>, <math>CY = 12</math>, <math>PMT = \\$1,282.20</math>, <math>PY = 12</math>,                  Years = 2</p>	<p><b>How You Will Get There</b>                  Step 3: Apply Formula 9.1.                  Step 4: Apply Formula 9.2 and Formula 9.3.                  Step 5: Apply Formula 11.1 and Formula 11.2. The final future value is the difference between the answers to step 4 and step 5.                  Step 6: To calculate the interest, apply the adapted Formula 8.3, where <math>I = (N \times PMT + FV) - PV</math>.</p>

<p><b>Perform</b></p>	<p>Step 3: <math>i = 5.9\% \div 12 = 0.4916\%</math>                  Step 4: <math>N = 12 \times 2 = 24</math>                  compounds  <math>FV = \\$66,482.08(1 + 0.004916)^{24} = \\$74,786.94231</math>                  Step 5: <math>N = 12 \times 2 = 24</math>                  payments</p> $\left[ (1 + 0.004916)^{12} - 1 \right]$ $FV_{ORD} = \$1,282.20 \left  \frac{1}{12} \right  = \$32,577.13179$ $\left[ (1 + 0.004916)^{12} - 1 \right]$ $FV = \$74,786.94231 - \$32,577.13179 = \$42,209.81$ <p>Step 6: <math>I = (24 \times \\$1,282.20 + \\$42,209.81) - \\$66,482.08 = \\$72,982.61 - \\$66,482.08 = \\$6,500.53</math></p>	<p>Calculator Instructions</p> <table border="1" data-bbox="971 464 1349 533"> <thead> <tr> <th>N</th> <th>I/Y</th> <th>PV</th> <th>PMT</th> </tr> </thead> <tbody> <tr> <td>24</td> <td>5.9</td> <td>66482.08</td> <td>-1282.2</td> </tr> </tbody> </table> <table border="1" data-bbox="971 569 1419 638"> <thead> <tr> <th>FV</th> <th>P/Y</th> <th>C/Y</th> </tr> </thead> <tbody> <tr> <td>Answer: -42,209.81052</td> <td>12</td> <td>12</td> </tr> </tbody> </table>	N	I/Y	PV	PMT	24	5.9	66482.08	-1282.2	FV	P/Y	C/Y	Answer: -42,209.81052	12	12
N	I/Y	PV	PMT													
24	5.9	66482.08	-1282.2													
FV	P/Y	C/Y														
Answer: -42,209.81052	12	12														
<p><b>Present</b></p>	<p>The figure shows how much principal and interest make up the payments. After two years of making monthly payments, Jillian has a balance owing on the Ford F-250 of \$42,209.81. Altogether, she has made \$30,772.80 in payments, of which \$6,500.53 went toward the interest on her loan.</p>	 <p style="text-align: center;"><b>\$30,772.80 in Total Payments</b></p> <ul style="list-style-type: none"> <li><span style="color: blue;">■</span> Truck Loan Int</li> <li><span style="color: red;">■</span> Truck Loan Pri \$24,272.27</li> </ul>														

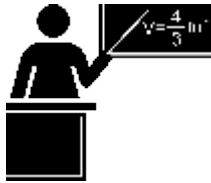
### Selling a Loan Contract

It is common for loan contracts to be sold from retailers to financial institutions. For example, when a consumer makes a purchase from Sleep Country Canada on its payment plan, the financing is actually performed through its partner

CitiFinancial. In most retail situations, this would then mean that Sleep Country Canada receives the money right away by selling the contract to CitiFinancial, whereas CitiFinancial assumes the financial responsibility of collecting the payments.

When a finance company purchases a loan contract from another organization, it is essentially investing in the future payments of the loan contract. The two companies commonly agree on a profitable interest rate for the finance company and use it to determine the amount, known as the sale price, paid by the finance company to the other organization to purchase the contract. This textbook covers only fixed interest rate calculations with known final payment amounts.

Previously, it was discussed how the last payment in a loan almost always differs from every other payment in the annuity because of the rounding discrepancy in the annuity payment amount. Thus, the selling of a loan contract needs to calculate the present value of all remaining annuity payments (except for the last one) plus the present value of the adjusted single final payment as shown in this figure.



### The Formula

As evident in the figure, two calculations are required. The first involves a present value annuity calculation using Formula 11.4. Note that the annuity stops one payment short of the end of the loan contract, so you need to use  $N - 1$  rather than  $N$ . The second calculation involves a present-value single payment calculation at a fixed rate using Formula 9.3 rearranged for PV. Thus, no new formulas are required to complete this calculation.



### How It Works

The steps involved in selling any loan contract are almost identical to any present value annuity calculation with only minor differences as noted below.

**Step 1:** No changes.

**Step 2:** Identify the known variables, including PMT, PY, and Years, along with the newly negotiated IY and CY. Also identify the amount of the last payment, which is the FV.

**Step 3:** Use Formula 9.1 to calculate  $i$ .



**Step 4:** The last payment is the FV, which you treat like a single payment. Apply Formula 9.2 to determine  $N$  since this step is not an annuity calculation. Move the future value to the beginning of the time segment using Formula 9.3, rearranging for PV.

**Step 5:** Use Formula 11.1 to calculate  $N$  and subtract 1 to remove the final payment (since it is accounted for in step 4). Apply Formula 11.4 (or Formula 11.5 if it is an annuity due) to calculate the present value. Add both of the present values from steps 4 and 5 together to arrive at the total present value, which is known as the total proceeds of the sale.

**Example 11.3E: Ford Sells the Truck Contract**

Continuing with Jillian’s Ford F-250 purchase, recall that Jillian’s monthly payments are fixed at \$1,282.20 for five years. Assume that after two years Ford wants to sell the contract to another finance company, which agrees to a discount rate of 10.8% compounded semi-annually. Jillian’s final payment is known at \$1,282.49. What are the proceeds of the sale?

<b>Plan</b>	<p>Step 1: The payments are made at the end of the payment intervals, and the compounding period (semi-annually) and payment intervals (monthly) are different. Therefore, this is an ordinary general annuity. Calculate its value on the date of sale, which is its present value, or PVDUE, plus the present value of the final payment, or PV.</p>	
<b>Understand</b>	<p><b>What You Already Know</b>                  Step 1 (continued): The timeline for the sale of the loan contract appears below.                  Step 2: <math>FV = \\$1,282.49</math>, <math>IY = 10.8\%</math>, <math>CY = 2</math>, <math>PMT = \\$1,282.20</math>, <math>PY = 12</math>, <math>Years = 3</math></p>	<p><b>How You Will Get There</b>                  Step 3: Apply Formula 9.1.                  Step 4: For the final payment amount, apply Formula 9.2 and Formula 9.3, rearranging for PV.                  Step 5: For the annuity, apply Formula 11.1 (taking away the last payment) and Formula 11.4.</p>
<b>Perform</b>	<p>Step 3: <math>i = 10.8\% \div 2 = 5.4\%</math>                  Step 4: <math>N = 2 \times 3 = 6</math> compounds, <math>\\$1,282.49 = PV(1 + 0.054)^6</math>      <math>PV = \\$1,282.49 \div 1.0546 = \\$935.427906</math>                  Step 5: <math>N = 12 \times 3 - 1 = 35</math> payments</p> $PVORD = \$1,282.20 \left[ \frac{1 - (1 + 0.054)^{-35}}{0.054} \right] = \$38,477.10711$ <p><math>\\$38,477.10711 + \\$935.427906 = \\$39,412.54</math></p>	

Calculator Instructions

Element	N	I/Y	PV	PMT	FV	P/Y	C/Y
Final Payment	6	10.8	Answer: -935.427906	0	1282.49	2	2
Annuity	35	✓	Answer: -38,477.10711	1282.2	0	12	2

Present

The figure shows the present value and interest amounts in the transaction. The finance company will pay \$39,412.54 for the contract. In return, it receives 35 payments of \$1,282.20 and one payment of \$1,282.49 for a nominal total of \$46,159.49.



- Present Value Of Final Payment ==> \$935.43
- Present Value Of 35 Annuity Payments ==> \$38,477.11
- Compound Interest ==> \$6,746.95



Section 11.3 Exercises

Mechanics

For questions 1–3, calculate the amount of money that must be invested today for an individual to receive the future payments indicated and have the remaining balance at the end of the term.

	Future Value	Interest Rate	Payments	Timing of Payment	Years
1.	\$0	7% quarterly	\$2,000 quarterly	Beginning	10
2.	\$250,000	5.6% quarterly	\$3,000 annually	End	30
3.	\$380,000	8% semi-annually	\$1,500 monthly	Beginning	8

For questions 4–6, calculate the amount of money that must be invested today for an individual to receive the future payments indicated and have the remaining balance at the end of the term.

	Future Value	Interest Rate	Payments	Payment Timing
4.	\$0	7% semi-annually for six years; then 6% annually for four years	\$1,000 quarterly	End
5.	\$327,150	11% quarterly	\$1,000 quarterly for 10 years; then \$750 quarterly for five years	End
6.	\$150,025	10% annually for seven years; then 8% annually for three years	\$4,000 annually for seven years; then \$5,000 annually for three years	Beginning

For questions 7–8, calculate the balance owing and total interest paid over the time period indicated (from the start) for the following ordinary loans.

	Initial Loan Amount	Interest Rate	Payments	Balance Owing After
7.	\$35,000	8% quarterly	\$853.59 monthly	Two years, six months
8.	\$48,000	9% monthly	\$865.23 monthly	Four years, eight months

For questions 9–10, calculate the proceeds of the sale for the following sales of ordinary loan contracts.

Time Left on Loan on Date of Sale	Payments	Final Payment Amount	New Negotiated Interest Rate
9. Three-and-a-half years	\$1,655.74 semi-annually	\$1,655.69	14.85% monthly
10. Four-and-a-quarter years	\$1,126.96 monthly	\$1,127.21	12.9% quarterly

## Applications

- When Sinbad retires, he expects his RRSP to pay him \$2,000 at the end of every month for 25 years. If his retirement annuity earns 3.8% compounded quarterly, how much money does he need to have in his RRSP when he retires?
- Sandy's parents would like to have an annuity pay her \$500 at the beginning of every month from September 1, 2012, to April 1, 2017, to help with her university tuition and living expenses. On May 1, 2017, they would like to give her a graduation gift of \$5,000. If the annuity can earn 6.15% compounded monthly, how much money must be in the account on September 1, 2012?
- The Workers' Compensation Board has determined that an injury in the workplace was your company's responsibility. As a result, your company has been ordered to pay the employee \$3,000 at the end of every month for the next four years. Your human resource manager wants to set up an annuity to fund this obligation. If the proposed annuity can earn 5.7% compounded monthly for the first two-and-a-half years and then 6% compounded quarterly for the remaining one-and-a-half years, how much money should your company set aside today to meet its responsibilities?
- Working in the accounting department, Jaycee needs to accurately record the debts of the company. Nine months ago, the company purchased new production equipment for \$88,437.48 and financed it on a 12-month loan at 8.2% compounded quarterly. The payments at the end of every month have been \$7,698.95. What amount should Jaycee record as the balance owing today? How much interest has been paid to date?
- Sleep Country Canada completed a sale of an entire mattress and box spring set to a client for \$2,250 to be paid in 12 equal month-end instalments with no interest. If it immediately sells this contract on the date of issue to CitiFinancial at 12% compounded annually, what are the proceeds of the sale?
- Three years and two months ago, Mr. Magoo purchased a brand new Volkswagen Highline Jetta in Toronto for

\$32,854.75. He paid \$5,000 as a down payment and financed the rest at 0.9% compounded monthly for six years. His payments have been \$397.56 at the end of every month.

- What is the balance still owing on his vehicle today?
- If the dealership sells the loan contract today to a finance company at 9.9% compounded monthly, what are the proceeds of the sale? The last payment is for \$397.85.

### Challenge, Critical Thinking, & Other Applications

- Lynne acquired a Sea Ray Sundancer boat and put \$4,000 down. For the past two years, her end-of-month payments have been \$1,049.01 including 9.32% compounded monthly. If she still owes \$22,888.78 today, what was the purchase price of the boat?
- Gerald has been granted power of attorney and is now responsible for setting up his aging parents in a seniors' home. The rent will be \$2,490 at the beginning of every month for the first year, then increase by 5% the following year and 4% in the third year. Gerald wants to take money from his parents' estate and set up an annuity to pay their monthly rent. If he can get an annuity that earns 3.75% semi-annually, how much money from his parents' estate needs to be invested today to meet the rental payments over the next three years?
- Compare the amount of money that needs to be invested today to provide the required payments from the investment fund annuities earning 9% compounded semi-annually:
  - Payments of \$1,000 quarterly for 40 years.
  - Payments of \$1,600 quarterly for 25 years.
  - Payments of \$4,000 quarterly for 10 years.

Note that in all three of these annuities the same total payout occurs. Explain your results and comment on your findings.

- HSBC Finance Canada is going to purchase the following ordinary loan contracts from the same company on the same date. In all cases, HSBC demands an interest rate of 18.9% compounded monthly on its purchases. What are the total proceeds of the sales?
  - \$734.56 quarterly payments with four years remaining in the term, and the final payment is \$734.64.
  - \$1,612.46 semi-annual payments with six-and-a-half years remaining, and the final payment is

\$1,612.39.

- \$549.98 monthly payments with five years and two months remaining, and the final payment is \$550.28.

## : ANNUITY PAYMENT AMOUNTS

---

### (What Commitment Am I Making?)

Whether you are acquiring merchandise and property or saving up toward some future goal, you will deal with annuity payments. When you graduate college and land that promising entry-level position with your employer, a lot of demands are going to get placed on your limited income. If you do not already own a place of your own, perhaps you will get one. This means the purchase of a starter home for which you will make monthly mortgage payments. To fill that home, acquiring some furniture and electronics might take you to The Brick, Sleep Country Canada, Best Buy, or The Home Depot. Then you may be staggered by all the home maintenance items you need. If you make a lot of purchases all at once, you will probably take advantage of various payment plans. These place even more demands on your monthly income. Do not forget that you will need some wheels too. You can either lease or purchase a car. Great, another payment to make! Finally, you remember what your math instructor taught you about the importance of getting started early on your RRSP, so you should begin making those monthly contributions soon, too.

Will you have enough income to cover all of your payments? Unlike the many consumers who must rely on retailers and banks to figure out their payments, your study of annuity payments will allow you to calculate the amounts yourself.

Businesses also make annuity payments for a wide variety of purposes. Whether saving up for future corporate goals or acquiring products and property, businesses have regular bills, too. Marketers develop payment plans for their consumers. Financial agents make investments involving periodic payments. Companies issue marketable bonds that require regular interest payments to investors. Human resource personnel look after employee benefits, including RRSP contributions and pension plan payments. Production departments need expensive machinery, so they must keep payment plans within operating budgets. No matter your choice of profession, as a business manager you will encounter annuity payment calculations.

### **Ordinary Annuities and Annuities Due**

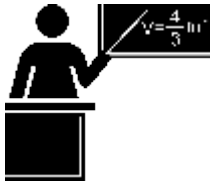
You need to calculate an annuity payment in many situations:



- Figuring out loan or mortgage payments
- Determining membership or product payment plans
- Calculating lease payments
- Determining the periodic payment necessary to achieve a savings goal
- Determining the maximum payment that an investment annuity can sustain over a period of time

A typical timeline for solving for an annuity payment amount appears in the next figure. All variables except for the payment amount (PMT) are known. While the figure shows all the possible variables and their location on the timeline, the following should be noted at each end of the timeline:

- If the PVDUE or PVORD is known on the left, then FV is the only variable that may appear on the right. FVDUE, FVORD, and PV are variables that will not appear on the timeline.
- If the FVDUE or FVORD is known on the right, then PV is the only variable that may appear on the left. PVDUE, PVORD, and FV are variables that will not appear on the timeline.



### The Formula

Recall that the annuity payment amount, PMT, is one of the variables in Formulas 11.2, 11.3, 11.4, and 11.5.

Calculating this amount then requires you to substitute the known variables and rearrange the formula for PMT. The most difficult part of this process is figuring out which of the four formulas to use. Your selection depends on the two factors summarized in this table and discussed afterwards.

Formula To Use	Annuity Payment Timing	Annuity Value Known
11.2	End	FVORD
11.4	End	PVORD
11.3	Beginning	FVDUE
11.5	Beginning	PVDUE

- Are the annuity payments to be made at the beginning or at the end of the payment interval? In other words, do you have an annuity due or an ordinary annuity?
- Do you know the amount that the annuity starts or ends with? In other words, do you know the present value or future value of the annuity?



### How It Works

Follow these steps to solve for any annuity payment amount:

**Step 1:** Identify the annuity type. Draw a timeline to visualize the question.

**Step 2:** Identify the variables that you know, including  $i$ ,  $CY$ ,  $PY$ , and Years. You must also identify a value for one of  $PVORD$ ,  $PVDUE$ ,  $FVORD$ , or  $FVDUE$ . You may or may not have a value for  $FV$  or  $PV$ .

**Step 3:** Use Formula 9.1 to calculate  $i$ .

**Step 4:** If a single payment  $PV$  or  $FV$  is known, move it to the other end of the time segment using Formula 9.3. To determine  $N$ , apply Formula 9.2 since this is for a single payment, not an annuity. When you move the amount to the same focal date as the present or future value of the annuity, either add this number to the annuity value or subtract it as the situation demands. Example 11.4C later in this section will illustrate this practice.

**Step 5:** Use Formula 11.1 to calculate  $N$ . Apply the correct annuity payment formula that matches your annuity type and known present or future value. Select from Formulas 11.2, 11.3, 11.4, or 11.5 then rearrange for the annuity payment amount,  $PMT$ . If you performed step 4 above, be sure to use the adjusted future or present value of your annuity in the formula.



### Important Notes

When calculating loan payments, recall that the last payment is slightly different from all other payments. Chapter 13 explores how to calculate the last payment precisely. For the purposes of this section, treat the last payment like any other payment and assume it is equal to all the other payments when you make any statement about loan payment amounts or totals.



## Things To Watch Out For

Should you grow or shrink a balance? Give some thought to the relationships between the present value, annuity payments, and future value.

- If somebody is contributing to an investment, the future value of the annuity should be larger than the total of all annuity payments.
- If somebody is receiving from an investment or making debt payments, the total of all annuity payments should exceed the present value.


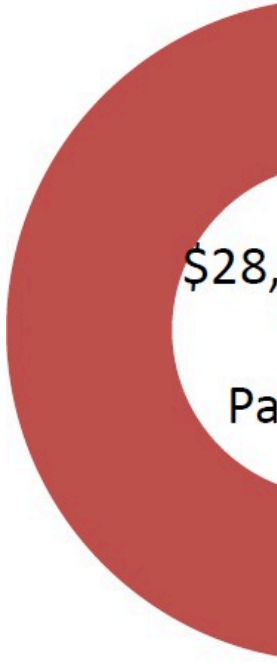


## Give It Some Thought

- An investor has been making \$1,000 annual contributions to his account for five years. In this problem, should the future value be more than, less than, or equal to \$5,000?
- A debtor needs to make \$1,000 annual payments on her loan for five years to extinguish her debt. In this problem, should the present value be more than, less than, or equal to \$5,000?
- A retirement fund can make five annual payments of \$1,000 before being extinguished. In this problem, should the present value be more than, less than, or equal to \$5,000?


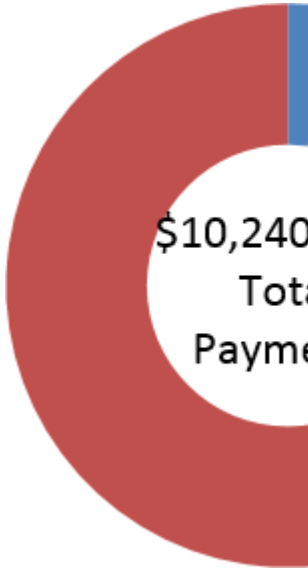
**Example 11.4A: Payments on a Loan**

Morgan wants to consolidate a lot of smaller debts into a single three-year loan for \$25,000. If the loan is charged interest at 7.8% comp

<p><b>Plan</b></p>	<p>Step 1: The payments are made at the end of the payment intervals, and the compounding period is the same as the payment interval. Determine the loan payment, or PMT.</p>							
<p><b>Understand</b></p>	<p>What You Already Know                  Step 1 (continued): The timeline for the loan appears below. Step 2:                  PVORD = \$25,000, IY = 7.8%, CY = 12, PY = 12,                  Years = 3, FV = \$0</p> 	<p>How You Will                  Step 4: Since                  Step 5: Appl</p>						
<p><b>Perform</b></p>	<p>Step 3: <math>i = 7.8\% \div 12 = 0.65\%</math>                  Step 5: <math>N = 12 \times 3 = 36</math> payments</p> $25,000 = PMT \left[ \frac{1 - (1 + 0.0065)^{-36}}{0.0065} \right]$ $PMT = \frac{25,000 \times 0.0065}{(1 - (1 + 0.0065)^{-36})} = \$781.10$	<p>Calculator Instructi</p> <table border="1" data-bbox="1442 890 1624 961"> <thead> <tr> <th>N</th> <th>I/Y</th> <th>PV</th> </tr> </thead> <tbody> <tr> <td>36</td> <td>7.8</td> <td>2500</td> </tr> </tbody> </table>	N	I/Y	PV	36	7.8	2500
N	I/Y	PV						
36	7.8	2500						
<p><b>Present</b></p>	<p>The figure shows how much principal and interest make up the payments. To pay off her consolidated loan, Morgan's month-end payments for the next three years will be \$781.10.</p> 							

**Example 11.4B: Funding a Backpack Trip across Europe**

Franco has placed \$10,000 into an investment fund with the goal of receiving equal amounts at the beginning of every month for the next year while he backpacks across Europe. If the investment fund can earn 5.25% compounded quarterly, how much money can Franco expect to receive each month?

<p><b>Plan</b></p>	<p>Step 1: The payments are at the beginning of the payment intervals, and the compounding period is quarterly. Calculate the monthly amount he can receive, or PMT.</p>									
<p><b>Understand</b></p>	<p>What You Already Know                  Step 1 (continued): The timeline for the vacation money appears below. Step 2: PVDUE = \$10,000, IY= 5.25%, CY= 4, PY= 12, Years=1, FV = \$0</p> 	<p>How You Will Get There                  Step 4: Since FV = \$0,                  Step 5: Apply Formula</p>								
<p><b>Perform</b></p>	<p>Step 3: <math>i = 5.25\% \div 4 = 1.3125\%</math>                  Step 5: <math>N = 12 \times 1 = 12</math> payments</p> $  \begin{aligned}  & [ 1 - \frac{1}{(1 + 0.013125)^{12}} ] \\  \$10,000 = & PMT \left[ \frac{1 - \frac{1}{(1 + 0.013125)^{12}}}{0.013125} \right] \times (1 + 0.013125)  \end{aligned}  $ <p style="text-align: center;"> <math>\frac{\\$10,000}{11.717849} = PMT = \\$853.40</math> </p>	<p>Calculator Instructions</p> <table border="1" data-bbox="1349 716 1624 785"> <thead> <tr> <th>Mode</th> <th>N</th> <th>I/Y</th> <th>PV</th> </tr> </thead> <tbody> <tr> <td>BGN</td> <td>12</td> <td>5.25</td> <td>-10000</td> </tr> </tbody> </table>	Mode	N	I/Y	PV	BGN	12	5.25	-10000
Mode	N	I/Y	PV							
BGN	12	5.25	-10000							
<p><b>Present</b></p>	<p>The figure shows how much principal and interest make up the payments. While backpacking across Europe, Franco will have his annuity pay him \$853.40 at the beginning of every month.</p>									

**Example 11.4C: Planning RRSP Contributions**

Kingsley's financial adviser has determined that when he reaches age 65, he will need \$1.7 million in his RRSP to fund his retirement. Kingsley is currently 22 years old and has saved up \$10,000 already. His adviser thinks that his RRSP will average 9% compounded annually throughout the years. To meet his RRSP goal, how much does Kingsley need to invest every month starting today?

**Plan**

Step 1: The payments are made at the beginning of the payment intervals, and the compounding period and payment intervals are different. Therefore, this is a general annuity due. Calculate the monthly amount Kingsley needs to contribute, or PMT.

**Understand**

What You Already Know

Step 1 (continued): The timeline for Kingsley's RRSP contributions appears below.

Step 2: PV = \$10,000, FVDUE = \$1,700,000, IY = 9%, CY = 1, PY = 12, Years = 43

How You Will Get There Step 3: Apply Formula 9.1.

Step 4: You need to move the present value to Kingsley's age 65, the same date as FVDUE. Apply Formula 9.2 and Formula 9.3. The FV is money the annuity does not have to save, so you subtract it from FVDUE to arrive at the amount the annuity must generate.

Step 5: Apply Formula 11.1 and Formula 11.3, rearranging for PMT, using the adjusted FVDUE.

$$\text{Step 3: } i = 9\% \div 1 = 9\%$$

$$\text{Step 4: } N = 1 \times 43 = 43 \text{ compounds,}$$

$$FV = \$10,000(1 + 0.09)^{43} = \$406,761.0984$$

Perform

$$\text{New FVDUE} = \$1,700,000 - \$406,761.0984 = \$1,293,238.902$$

$$\text{Step 5: } N = 12 \times 43 = 516 \text{ payments}$$

Calculator Instructions

1 516

$$[\diamond(1 + 0.09)^{12}\diamond]$$

$$- 1] \quad 1$$

$$\$1,293,238.902 = PMT |$$

|

|

1

$$(1 + 0.09)^{12} - 1$$

$$| \times (1 + 0.09)^{12}$$

|

]

PMT =

$$\$1,293,238.902$$

$$5,544.647665 =$$

$$\$233.24$$

Present

The figure shows how much principal and interest make up the final balance. To meet his retirement goals, Kingsley needs to invest \$233.24 at the beginning of every month for the next 43 years. In doing so, he will achieve a \$1.7 million balance in his account at age 65. (Note: Similar to loan payments, the last payment in actuality is required to be a slightly higher amount since the



annuity payment was rounded downwards. However, the last payment is treated equally at this time for purposes of all calculations.)

**Example 11.4D: Purchasing New Production Line Machinery**

The production department just informed the finance department that in five years' time the robotic systems on the production line will need to be replaced. The estimated cost of the replacement is \$10 million. To prepare for this purchase, the finance department immediately deposits \$1,000,000 into a savings annuity earning 6.15% compounded semi-annually, and it plans to make semi-annual contributions starting in six months. How large do those contributions need to be?

**Plan**

Step 1: The payments are made at the end of the payment intervals, and the compounding period and payment intervals are the same. Therefore, this is an ordinary simple annuity. Calculate the monthly amount the finance department needs to contribute, or PMT.

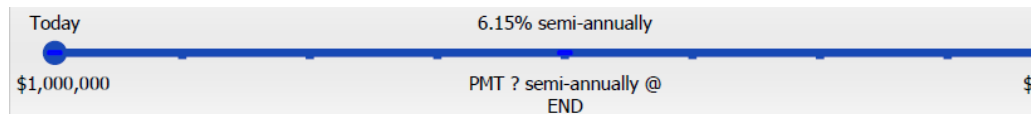
**Understand**

What You Already Know  
 Step 1 (continued):  
 The timeline for the machinery fund appears below. Step 2: PV = \$1,000,000,  
 FVORD = \$10,000,000,  
 IY = 6.15%, CY = 2, PY = 2,  
 Years = 5

How You Will Get There Step 3: Apply Formula 9.1.

Step 4: The present value must be moved to the five-year date, the same date as FVORD. Apply Formula 9.2 and Formula 9.3. This FV is money the annuity does not have to save, so it is subtracted from FVORD to arrive at the amount the annuity must generate.

Step 5: Apply Formula 11.1 and Formula 11.2, rearranging for PMT, using the adjusted FVORD.



**Perform**

Step 3:  $i = 6.15\% \div 2 = 3.075\%$   
 Step 4:  $N = 2 \times 5 = 10$  compounds,  
 $FV = \$1,000,000(1+0.03075)^{10} = \$1,353,734.306$   
 New FVORD =  $\$10,000,000 - \$1,353,734.306 =$   
 $\$8,646,265.694$   
 Step 5:  $N = 2 \times 5 = 10$  payments

$$\$8,646,265.694 = PMT \frac{[(1 + 0.03075)^{10} - 1]}{(1 + 0.03075)^2 - 1}$$

$$PMT = \frac{\$8,646,265.694}{11.503554} = \$751,616.87$$

Calculator Instructions

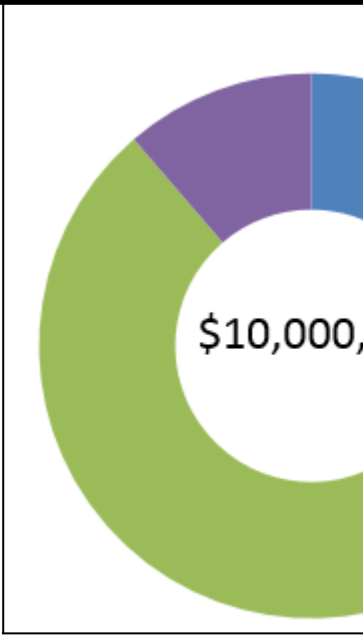
N	I/Y	PV
10	6.15	-1000000

PMT
Answer: -751,616.8656

**Present**

The figure shows how much principal and interest make up the final balance. To have adequate funding for the production line machinery replacement five years from now, the finance department needs to deposit \$751,616.87 into the fund every six months. (Note: Similar to loan payments, the last payment in actuality is required to be a slightly lower amount since the annuity payment was rounded upwards. However, the last payment is treated equally at this time for purposes of all calculations.)



Section 11.4 Exercises

## Mechanics

For questions 1–8, calculate the annuity payment amount.

	<b>Annuity Value</b>	<b>Single Payment Amount</b>	<b>Term of Annuity</b>	<b>Payment Frequency</b>	<b>Nominal Interest Rate</b>	<b>Compounding Frequency</b>
1.	FVDUE = \$25,000	\$0	5 years	Monthly	8.25%	Monthly
2.	PVORD = \$500,000	\$0	15 years	Quarterly	5.9%	Semi-annually
3.	PVDUE = \$1,000,000	\$0	25 years	Monthly	4.75%	Semi-annually
4.	FVORD = \$1,500,000	\$0	35 years	Annually	9%	Annually
5.	PVORD = \$50,000	FV = \$5,000	6½ years	Semi-annually	3.65%	Quarterly
6.	FVORD = \$5,000,000	PV = \$450,000	4 years	Annually	4.35%	Monthly
7.	FVDUE = \$1,000,000	PV = \$5,000	40 years	Monthly	7.92%	Quarterly
8.	PVDUE = \$50,000	FV = \$10,000	5 years	Monthly	5.5%	Annually

## Applications

- To save approximately \$30,000 for a down payment on a home four years from today, what amount needs to be invested at the end of every month at 4.5% compounded monthly?
- At age 60, Tiger has managed to save \$850,000 and decides to retire. He wants to receive equal payments at the beginning of each month for the next 25 years. The annuity can earn 5.4% compounded quarterly.
- If he plans on depleting the annuity, how much are his monthly payments?
- If he wants to have \$50,000 left over at the end of the annuity, how much are his monthly payments?
- To purchase his new car, Scooby-Doo has obtained a six-year loan for \$40,000 at 8.8% compounded semi-annually.
- Determine the monthly payments required on the loan.
- Calculate the balance owing and the total interest paid after three years of making payments toward the

loan.

- Instead of (b), Scooby-Doo is considering reducing the balance owing to \$15,000 after three years and paying off the loan in full at that time. What monthly payments are required?
- Gold's Gym wants to offer its clients a monthly payment option on its annual membership dues of \$490. If the gym charges 7.75% compounded quarterly on its membership fee, what beginning-of-month payments should it advertise?
- A 20-year marketable bond can be purchased today for \$13,402.90. It will make interest payments to the investor at the end of every six months, along with a \$10,000 lump-sum payment to the investor at the end of the term. If prevailing interest rates are 6.85% compounded semi-annually, how much is each interest payment?
- Carling Industries needs to acquire some real estate to expand its operations. In negotiations with the Province of Nova Scotia, it will be allowed to purchase the \$15 million parcel of land today and start making payments at the end of every six months for the next 10 years. If interest will be charged at 7.6% compounded semi-annually, what will be the required payments? (Round to the nearest dollar.)
- Sinclair does not believe in debt and will only pay cash for all purchases. He has already saved up \$140,000 toward the purchase of a new home with an estimated cost of \$300,000. Suppose his investments earn 7.5% compounded monthly. How much does he need to contribute at the beginning of each quarter if he wants to purchase his home in five years?
- A-One Courier Services needs to lease five vehicles for the next three years. Each vehicle retails for \$23,750, and the interest rate on the lease is 5.85% compounded monthly. Under the lease terms, the company will make quarterly payments starting today such that the balance owing on each vehicle will be \$10,300 at the end of the lease. Calculate the required lease payments.

### Challenge, Critical Thinking, & Other Applications

- A sales representative tells a production manager that if she purchases a new piece of machinery with a two-year life expectancy for \$40,000 she will see a substantial reduction in operating costs. To purchase the machine, the production manager will need to obtain a two-year loan at 8% compounded quarterly. What is the least amount by which the monthly operating costs would need to be reduced for this purchase to make economic sense? Assume that operating costs are reduced at the beginning of each month.
- The Kowalskis' only child is eight years old. They want to start saving into an RESP such that their son will be able to receive \$5,000 at the end of every quarter for four years once he turns 18 and starts

- attending postsecondary school. When the annuity is paying out, it is forecast to earn 4% compounded monthly. While they make contributions at the end of every month to the RESP, it will earn 8% compounded semi-annually. Additionally, at the end of every year of contributions the government places a \$500 grant into the RESP. What is the monthly contribution payment by the Kowalskis?
- Santana wants his retirement money to pay him \$3,000 at the beginning of every month for 20 years. He expects the annuity to earn 6.15% compounded monthly during this time. If his RRSP can earn 10.25% compounded annually and he contributes for the next 30 years, how much money does he need to invest into his RRSP at the end of every month? He has already saved \$15,000 to date.
  - A lot of people fail to understand how interest rate changes affect their mortgages. Many think that if the interest rate on their mortgage rises from 5% to 6% their payments will rise by 1%. Assume a \$100,000 mortgage with end-of-month payments for 25 years. Calculate the monthly mortgage payment at different semi-annually compounded interest rates of 4%, 5%, 6%, 7%, and 8%. What happens as the interest rate rises by 1% each time?

70.

## : NUMBER OF ANNUITY PAYMENTS

---

### (Exactly How Long Are We Talking About?)

How long do you require to fulfill the goal of your annuity? It all depends on your annuity payment, interest rate, and the amount of money involved.

When saving up for future goals, many people and businesses simply determine how much they can afford to invest each time period and then try to be patient until they meet their savings goal. What they do not know is how long it will take them. If you can put \$75 per month into your vacation fund, how long will it take to save up the \$1,000 needed for a spring break vacation in Puerto Vallarta?

Credit cards require a small minimum payment each month. A lot of Canadians view this minimum payment as a benefit and pay it without understanding what their decision implies. But interest rates on credit cards are around 21% compounded daily! So you can hardly afford to delay in paying off your credit card debt. Yet if you always make only the minimum monthly payment, extinguishing a \$5,000 balance will take approximately 50 years!

Evidently the number of annuity payments is critical to financial transactions. In this section, you calculate the term of annuities by figuring out the number of annuity payments required.

### **Ordinary Annuities and Annuities Due**

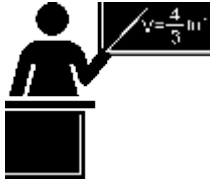
You must calculate the number of annuity payments in a variety of scenarios:

- Savings planning
- Debt extinguishment
- Sustaining withdrawals from an investment

A typical timeline used in calculating the term of an annuity appears below. Recall that  $N$  is not illustrated in the timeline but is calculated through Formula 11.1 using Years and PY, which do appear on the timeline. The payment frequency, PY, is a choice determined by the parties involved in the transaction and therefore is always known. That leaves Years, or the term of the annuity, as the unknown variable on the

timeline. If you calculate  $N$  then you can also calculate Years using a rearrangement of Formula 11.1.

At either end of the timeline, only one of PVDUE, PVORD, FVDUE, or FVORD will be known.




### The Formula

Recall that the number of annuity payments,  $N$ , is one of the variables in Formulas 11.2, 11.3, 11.4, and 11.5.

*Calculating this amount then requires you to substitute the known variables and rearrange the formula to solve for  $N$ . Since  $N$*

is located in the exponent, the rearrangement and isolation demands the usage of natural logarithms (see Section 2.6).

The most difficult part is figuring out which formula you need to use. Choose the formula using the same decision criteria explained in Section 11.4 (under “The Formula”).



### How It Works

Follow these steps, to solve for the number of annuity payments or the annuity term:

**Step 1:** Identify the annuity type. Draw a timeline to visualize the question.

**Step 2:** Identify the variables that always appear, including PMT, IY, CY, and PY. You must also identify one of the known values of PVORD, PVDUE, FVORD, or FVDUE.

**Step 3:** Use Formula 9.1 to calculate  $i$ .

**Step 4:** Substitute into the correct annuity payment formula that matches your annuity type and known present or future value. Select from Formulas 11.2, 11.3, 11.4, or 11.5. Rearrange and solve for  $N$ .

**Step 5:** To convert  $N$  back to a more commonly expressed format, such as years and months, take Formula 11.1 and rearrange it for Years. If Years is a decimal number, recall the steps required for converting to common language from “Integer Compounding Periods” on page xx in Section 9.7.



### Important Notes

**Dealing with Decimals in  $N$ .** At the end of step 4, the calculated value of  $N$  may have decimals. Start by applying the same rounding rules involving the computation of  $N$  for single payments, mentally rounding the decimal off to the third decimal place.

- *If the three decimals are zeroes, then the decimals are most likely a result of a rounded  $FV$ ,  $PV$ , or  $PMT$ , so treat the  $N$*

like an integer (ignoring the decimals).

- If the three decimals are not all zeroes, then  $N$  must always be *rounded up* to the next integer regardless of the decimal value. You must never round it down, because the calculated value of  $N$  represents the minimum payments required. The interpretation and implications of this rounding are as follows:
- **Payments on a Debt.** Assume your loan payments are \$100 and you calculate  $N = 9.4$ , which rounds up to 10 payments. The payments must exactly reduce the loan to a balance of zero. The first nine payments are all \$100. The last payment is not a complete payment, hence the 0.4 in the calculation. The precise calculation of this last payment amount is explained in Chapter 13; however, at this point it is sufficient to treat the decimal as an approximate percentage of what the final payment might be. The 0.4 is approximately 40% of \$100, or \$40. As a result, there are nine \$100 payments, and one final payment approximating \$40. Keep in mind that this approximation is rough at best and should only be used to get a feel for what the final payment amount could be. The important point here is that it requires 10 payments to pay off the loan completely, regardless of the amount of the payment.
- **Payments toward an Investment.** Keeping the numbers the same as above, your investment payments are \$100 with  $N = 9.4$ . Again, this is 10 payments. If you only make nine full payments of \$100, your investment will be short of your intended future value. However, if you let it grow and make the tenth full payment, you will have more than your investment goal. What the  $N = 9.4$  is telling you is that a final tenth payment is needed roughly 40% of the way through the next payment interval that is approximately 0.4 of the regular payment amount. However, most investors don't care about having too much money saved and exceeding their savings goal, so usually a full tenth payment is made.





## Things To Watch Out For

Two mistakes are common in calculations of the number of annuity payments:

- **Misinterpreting  $N$ .** Confusing the compounding frequency (CY) and payment frequency (PY) results in the misinterpretation of  $N$  and the incorrect calculation of the term. Since  $N$  represents the number of annuity payments, to assign its meaning you need to look at the PY, not the CY. Then use the value of PY in Formula 11.1 when expressing  $N$  in more common terms. For example, if  $N = 8$ ,  $PY = 4$ , and  $CY = 2$ , a common mistake is to say that there are eight semi-annual payments (using the CY); ensure you look instead at the PY, identifying the eight quarterly payments, which means the term is two years.
- **Confusing the Term and the Last Payment on Annuities Due.** One of the characteristics of an annuity due is that the last payment occurs one payment interval before the end of the term of the annuity. When you calculate  $N$ , you have calculated the term of the annuity. The last payment occurs  $N - 1$  intervals from the start of the annuity. For example, assume payments are monthly and you calculate  $N = 12$  months. This means the term of the annuity is 12 months. The last payment on the annuity due is  $12 - 1 = 11$  months from the start. In your “Plan” for any problem, be sure to recognize whether you are looking for the end of the term or when the last payment is made. This problem does not occur for ordinary annuities since the last payment and the end of the term are on the same date.



## Give It Some Thought

Holding all other variables constant, what happens mathematically to the number of payments (the precise calculated value of  $N$  produced by rearranging any of the annuity formulas) if the following occur:

- The variable interest rate increases (and the payment itself remains unchanged)?
- Example 11.5A: How Long Until Retirement Savings Are Depleted? Samia has \$500,000 accumulated in her retirement savings when she decides to retire at age 60. If she wants to receive beginning-of-month payments of \$3,000 and her retirement annuity can earn 5.2% compounded monthly, how old is Samia when the fund is depleted? Plan Step 1: The payments are at the beginning of the payment intervals, and the compounding period and payment intervals are the same. Therefore, this is a simple annuity due. In

looking for how old Samia will be when the fund is depleted, calculate the number of annuity payments, or  $N$ , that her retirement annuity can sustain. **Understand What You Already Know** Step 1 (continued): The timeline for the retirement annuity appears below. Step 2:  $PVDUE = \$500,000$ ,  $IY = 5.2\%$ ,  $CY = 12$ ,  $PMT = \$3,000$ ,  $PY = 12$ ,  $FV = 0$  How You Will Get There Step 3: Apply Formula 9.1. Step 4: Substitute into Formula 11.5, rearranging for  $N$ . Step 5: Substitute into Formula 11.1 and solve for Years. Add this term to Samia's current age to figure out how old she is when the annuity is depleted. **Perform** Step 3:  $i = 5.2\% \div 12 = 0.43\%$  Step 4:  $\$500,000 = \$3,000 (1 + 0.0043)^{12} \times (1 + 0.0043)^{12N} - 1$  Step 5:  $294 = 12 \times \text{Years}$  Years =  $294 \div 12 = 24.5 = 24$  years, 6 months Calculator Instructions Present The figure shows how much principal and interest make up the payments. If Samia is currently 60 years old and the annuity endures for 24 years and six months, then she will be 84.5 years old when the annuity is depleted. Note that Samia will receive 293 payments of \$3,000 along with a smaller final payment that is approximated by taking  $66.018\% \times \$3,000 = \$1,980.54$ .

The annuity payments are doubled?



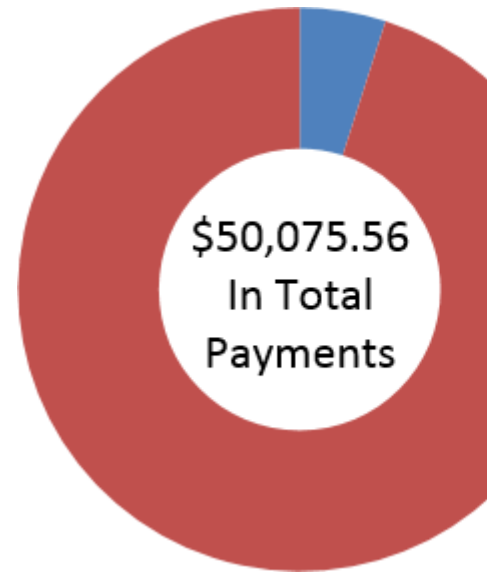
**Example 11.5B: How Long to Pay Off Your Car?**

Brendan is purchasing a brand new Mazda MX-5 GT. Including all options, accessories, and fees, the total amount he needs to finance is \$47,604.41. The financing is at a rate of 2.4% compounded monthly. If he makes payments of \$1,000 at the end of every month, how long will it take to pay off his car loan?

<p><b>Plan</b></p>	<p>Step 1: The payments are at the end of the payment intervals with a monthly compounding period. Therefore, this is an ordinary simple annuity. Calculate the number of months required to pay off the loan.</p>		
<p><b>Understand</b></p>	<p>What You Already Know                  Step 1 (continued): The timeline for the car payments appears below.                  Step 2: <math>PV_{ORD} = \\$47,604.41</math>, <math>IY = 2.4\%</math>, <math>CY = 4</math>, <math>PMT = \\$1,000</math>, <math>PY = 12</math>, <math>FV = 0</math></p>	<p>How You Will Get There Step 3: Apply Formula 11.4, rearrange, and solve for Years.                  Step 4: Substitute into Formula 11.4, rearrange, and solve for Years.</p>	
<p><b>Perform</b></p>	<p>Step 3: <math>i = 2.4\% \div 12 = 0.2\%</math></p> $PV_{ORD} = PMT \left[ \frac{1 - (1 + i)^{-n}}{i} \right]$ <p>Step 4: <math>\\$47,604.41 = \\$1,000 \left[ \frac{1 - (1 + 0.002)^{-n}}{0.002} \right]</math></p> $0.095208 = 1 - 0.998003^{??}$ $0.998003^{??} = 0.904791 \quad ?? \times \ln(0.998003) = \ln(0.904791)$ $?? = \frac{-0.100051}{-0.001998} = 50.075560, \text{ rounded up to 51 monthly payments}$ <p>Step 5: <math>51 = 12 \times \text{Years} \quad \text{Years} = \frac{51}{12} = 4.25 = 4 \text{ years, 3 months}</math></p>		<p>Calculations</p> <p>M</p> <p>A</p> <p>P</p> <p>-</p>

**Present**

The figure shows how much principal and interest make up the payments. To own his vehicle, Brendan will make payments for four-and-a-quarter years. This consists of 50 payments of \$1,000 and a smaller final payment that is approximated by taking  $7.556\% \times \$1,000 = \$75.56$ .

**Example 11.5C: The Importance of the Annuity Type**

Trevor wants to save up \$1,000,000. He will contribute \$5,000 annually to an investment earning 10% compounded monthly. What is the time difference between his last payments (not the end of the annuities) if he makes his contributions at the end of the year instead of at the beginning of the year?

**Plan**

Step 1: In this question you are being asked to compare two annuities that differ in their payment intervals and their compounding periods. One annuity makes contributions at the beginning of the interval, while the other makes contributions at the end. Therefore, you must contrast one general annuity due with one ordinary general annuity. To determine the time difference, calculate  $N$  for each annuity and compare when the last payment is made.

What You Already Know

Step 1 (continued): A combined timeline for the two annuities appears below.

Step 2: Ordinary general annuity:  $FVORD =$

Understand

$\$1,000,000$ ,  $IY = 10\%$ ,  $CY = 12$ ,  $PMT =$

$\$5,000$ ,  $PY = 1$

General annuity due:  $FVDUE = \$1,000,000$ ,  $IY = 10\%$ ,  $CY = 12$ ,  $PMT = \$5,000$ ,  $PY = 1$

How You Will Get There Step 3: Apply Formula 9.1.

Step 4: Apply Formulas 11.2 and 11.3, rearranging for  $N$ . Step 5: If payments are annual, then  $N = \text{Years}$ . However, for the general annuity due the last payment is made  $N - 1$  years from today. The difference between the two payments can then be calculated.

Step 3:  $i = 10\% \div 12 = 0.83\%$

Step 4:

Ordinary General Annuity	General Annuity Due
$P \left[ \frac{1 - (1 + i)^{-N}}{i} \right]$	$P \left[ \frac{1 - (1 + i)^{-N}}{i} \right] (1 + i)$
$P \left[ \frac{1 - (1 + 0.0083)^{-N}}{0.0083} \right]$	$P \left[ \frac{1 - (1 + 0.0083)^{-N}}{0.0083} \right] (1 + 0.0083)$
$1,000,000 = 5,000 \left[ \frac{1 - (1 + 0.0083)^{-N}}{0.0083} \right]$	$1,000,000 = 5,000 \left[ \frac{1 - (1 + 0.0083)^{-N}}{0.0083} \right] (1 + 0.0083)$
$\frac{1,000,000}{5,000} = \left[ \frac{1 - (1 + 0.0083)^{-N}}{0.0083} \right]$	$\frac{1,000,000}{5,000(1 + 0.0083)} = \left[ \frac{1 - (1 + 0.0083)^{-N}}{0.0083} \right]$
$200 = \left[ \frac{1 - (1 + 0.0083)^{-N}}{0.0083} \right]$	$\frac{200}{1.0083} = \left[ \frac{1 - (1 + 0.0083)^{-N}}{0.0083} \right]$
$200(0.0083) = 1 - (1 + 0.0083)^{-N}$	$1.6366 = 1 - (1 + 0.0083)^{-N}$
$0.6366 = 1 - (1 + 0.0083)^{-N}$	$0.6366 = 1 - (1 + 0.0083)^{-N}$
$(1 + 0.0083)^{-N} = 1 - 0.6366$	$(1 + 0.0083)^{-N} = 1 - 0.6366$
$(1 + 0.0083)^{-N} = 0.3634$	$(1 + 0.0083)^{-N} = 0.3634$
$\ln(1 + 0.0083)^{-N} = \ln(0.3634)$	$\ln(1 + 0.0083)^{-N} = \ln(0.3634)$
$-N \ln(1 + 0.0083) = \ln(0.3634)$	$-N \ln(1 + 0.0083) = \ln(0.3634)$
$N = \frac{\ln(0.3634)}{-\ln(1 + 0.0083)}$	$N = \frac{\ln(0.3634)}{-\ln(1 + 0.0083)}$
$N = 31.012812, \text{ or } 32 \text{ years}$	$N = 30.060618, \text{ or } 31 \text{ years}$

Perform

Step 5: The ordinary general annuity last payment is 32 years from today. The general annuity due has a term of 31 years, but the last payment is  $31 - 1 = 30$  years from today. The difference between the last payments is  $32 - 30 = 2$  years sooner. (See the figure below and count the dots!)

Calculator Instructions

Present

In order for Trevor to

reach his goal, if he were to make his \$5,000 contributions at the beginning of the year (that is, under the annuity due) instead of the end of the year (under the ordinary annuity), his last payment would be two years sooner. Do not confuse this with the terms of the two annuities, which end only one year apart (31 years from now and 32 years from now).



## Section 11.5 Exercises

### Mechanics

For questions 1–8, calculate the number of annuity payments required and express in a common date format.

	Present Value	Future Value	Interest Rate	Annuity Payments	Payment Timing
1.	\$0	\$100,000	6.35% Quarterly	\$3,000 Quarterly	End
2.	\$0	\$500,000	4.8% Monthly	\$1,000 Monthly	Beginning
3.	\$0	\$250,000	5.6% Semi-annually	\$7,500 Annually	End
4.	\$0	\$175,000	7% Annually	\$2,500 Semi-annually	Beginning
5.	\$300,000	\$0	4.55% Semi-annually	\$18,000 Semi-annually	End
6.	\$100,000	\$0	6.5% Annually	\$10,000 Annually	Beginning
7.	\$50,000	\$0	7.2% Quarterly	\$500 Monthly	End
8.	\$1,000,000	\$0	9% Monthly	\$40,000 Quarterly	Beginning

## Applications

- An investment of \$100,000 today will make advance quarterly payments of \$4,000. If the annuity can earn 7.3% compounded semi-annually, how long will it take for the annuity to be depleted?
- Amarjit wants to save up for a down payments on his first home. A typical starter home in his area sells for \$250,000 and the bank requires a 10% down payment. If he starts making \$300 month-end contributions to an investment earning 4.75% compounded monthly, how long will it take for Amarjit to have the necessary down payment?
- The neighbourhood grocery store owned by Raoul needs \$22,500 to upgrade its fixtures and coolers. If Raoul contributes

\$3,000 at the start of every quarter into a fund earning 5.4% compounded quarterly, how long will it take him to save up the needed funds for his store's upgrades?

- Hi-Tec Electronics is selling a 52" LG HDTV during a special "no sales tax" event for \$1,995 with monthly payments of

\$100 including interest at 15% compounded semi-annually. How long will it take a consumer to pay off her new television?

- Andre has stopped smoking. If he takes the \$80 he saves each month and invests it into a fund earning 6% compounded monthly, how long will it take for him to save \$10,000?



- How much longer will a \$500,000 investment fund earning 4.9% compounded annually last if beginning-of-month payments are \$3,500 instead of \$4,000?
- Consider a \$150,000 loan with month-end payments of \$1,000. How much longer does it take to pay off the loan if the interest rate is 6% compounded monthly instead of 5% compounded monthly?
- In 1998, the Gillette Company launched the Mach 3 razor, having spent \$750 million in research and development along with an additional \$200 million in launching the product worldwide. Suppose the cost of borrowing was 10% compounded annually. If the forecast was to earn \$80 million in profits at the end of every quarter, how long did Gillette forecast it would take to pay back its investment in the Mach 3?

### Challenge, Critical Thinking, & Other Applications

- You make \$250 month-end contributions to your RRSP, which earns 9% compounded annually.
  - How much less time will it take to reach \$100,000 if you increase your payments by 10%?
  - Which alternative requires less principal and by how much? (Assume all payments are equal.)
  - Most financial institutions tout the benefits of “topping up” your mortgage payments—that is, increasing from the required amount to any higher amount. Assume a 25-year mortgage for \$200,000 at a fixed rate of 5% compounded semi-annually.
  - How many fewer payments does it take to pay off your mortgage if you increased your monthly payments by 10%?
- 
- How much money is saved by “topping up” the payments? Assume that all payments are equal amounts in your calculations.
- 
- For an ordinary \$250,000 loan with monthly payments of \$2,000, do the following calculations:
  - How many payments are needed if the interest rate is 6% compounded annually? Semi-annually? Quarterly? Monthly?
  - What is the total of the payments required under each alternative interest rate? The final payment amounts for each alternative are \$193.19, \$1,965.71, \$1,950.13, and \$1,312.84, respectively.
  - What can you conclude from your various calculations in parts (a) and (b)?
  - For an ordinary \$250,000 loan at 6% compounded monthly, do the following calculations:
  - How many payments are needed if the payments are \$1,500 monthly? \$4,500 quarterly? \$9,000 semi-

annually?

\$18,000 annually? (Notice that all of these options nominally pay the same amount per year.)

- What is the total of the payments required under each alternative payment plan? The final payment amounts for each alternative are \$371.24, \$2,006.02, \$420.61, and \$8,300.30, respectively.
- What can you conclude from your various calculations in parts (a) and (b)?

71.

## : ANNUITY INTEREST RATES

---

### (How Does The Money Grow?)

Canada One RV advertises that you can purchase a Residence 40' Park Model trailer, valued at \$32,999, for \$181.84 biweekly over the next 10 years. Toronto Hyundai offers a "Smokin' Hot Deal" for a \$9,900 Hyundai with \$69 biweekly payments for seven years. Going online, you visit the 407 Express Toll Route (407 ETR) website to look at paying your tolls on this Toronto highway and see that you can pay \$21.50 annually or \$3.25 per month. Checking your vehicle registration, you see on the insurance website that you can pay your motorcycle insurance in a single payment of \$2,667 or five beginning-of-month payments of \$538. The question in all of these situations is, should you pay all at once or in instalments?

Notice in all of these cases that the total of the payments is higher than the purchase price of the item. For example, the 407 ETR is billing \$3.25 per month, totalling \$39.00 per year! From a strictly financial perspective, the difference from the \$21.50 can be treated like an amount of interest charged for not paying the full annual amount up front. But what interest rate are you paying?

In investing, you should choose the highest effective rate that carries a level of risk you can accept. If you make fixed contributions to an investment, what interest rate must you obtain to meet your future goal? On debts, do you know what you are being charged? That is your hard-earned money you are spending, so perhaps you can find a better offer at a lower rate from someone else? In business, debt interest is an expense that affects the pricing of products and is deductible from income tax. To calculate the interest, the business needs to know the interest rate it is being charged.

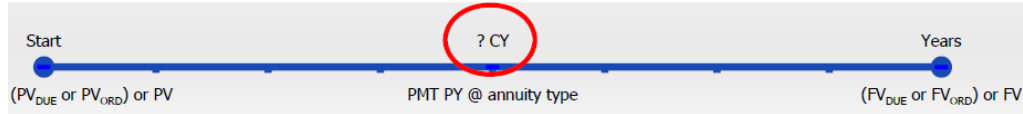
You have many reasons to calculate an annuity's interest rate. In this last section on annuities, you will make this calculation for both ordinary annuities and annuities due.

### **Ordinary Annuities and Annuities Due**

You must calculate the interest rate on an annuity in a variety of situations:

- To determine the interest rate being charged on any debt

- To determine the interest rate that an investment is earning
- To calculate the required interest rate for savings to reach a goal within a certain time period
- To calculate the required interest rate needed for a series of payments to be sustained over a certain time period



A typical timeline for the unknown interest rate on an annuity appears in the figure below. All variables must be known except for the nominal interest rate,  $i$ . At either end of the timeline:

- If you know  $PV_{DUE}$  or  $PV_{ORD}$ , there might be an  $FV$  on the other side as well.  $FV_{DUE}$ ,  $FV_{ORD}$ , and  $PV$  will not appear.
- If you know  $FV_{DUE}$  or  $FV_{ORD}$ , there might be a  $PV$  on the other side.  $PV_{DUE}$ ,  $PV_{ORD}$ , and  $FV$  will not appear.



### The Formula

A most interesting circumstance arises when you attempt to solve any of the future value or present value annuity formulas, both ordinary and due, for the interest rate. Formula 11.2 is reprinted below for illustration; however, the same point holds for Formulas 11.3 to 11.5.

$$\text{Formula 11.2: } FV_{ORD} = PMT \diamond$$

$$\begin{matrix} CY?? \\ \diamond(1+??)^{PY} \diamond -1 \\ CY \quad \diamond \end{matrix}$$

$$(1+??)^{PY-1}$$

In this formula, the  $FV_{ORD}$ ,  $PMT$ , or  $N$  each appears only once. This allows you to easily manipulate the formula to solve for these variables, as we have done in previous sections. However, the periodic interest rate,  $i$ , appears in the formula

twice. This normally is not a problem because you can apply basic rules of algebra to isolate and combine like terms, but not so in this instance.

To illustrate the difficulty, assign  $PMT = \$1$  and make  $CY = PY$ . That makes the equation look like this:

$$(1 + i)^N - 1$$

If you rearrange the formula you have

$$FVORD = \frac{1}{i}$$

$$iFVORD + 1 = (1 + i)^N$$

The  $i$  on the left-hand side is free to be isolated, but the  $i$  on the right-hand side is part of the base for an exponent. To cancel

the  $N$  exponent, you need to raise both sides of the equation to the exponent of  $1/N$ , arriving at the following:

$$(iFVORD + 1)^{1/N} = 1 + i$$

Note the result: Now the left-hand side has  $i$  being part of a base for an exponent, while the  $i$  on the right-hand side is free to

be isolated. Not much of an improvement, is it? To fix this, you will need to take both sides of the equation to the exponent of


$N$ , which puts you back in your original dilemma. It is an endless loop with no solution.

The bottom line is that there is no algebraic way to isolate the  $i$  in this equation. Thus, no rearrangement of Formulas

11.2 to 11.5 to isolate this variable is possible. So how do you solve for it? There are two ways:

- **Trial and Error.** In this manual method, you simply keep plugging in various values for  $i$  and attempt to home in on the actual value for the variable. Perhaps you start with  $i = 1\%$  and find out that your FVORD is too low. Then you try  $i = 2\%$  and find out that your FVORD is too high. Now you know that  $i$  is between 1% and 2%, so perhaps you try 1.5%. You repeat this process until you end up with a precise enough number. As you can imagine, this process is extremely time consuming, tedious, and prone to errors, so no one performs this process by hand any more.
- **Use Technology.** Whether you use calculators or spreadsheets, these tools are pre-programmed with the trial-and-error technique and can perform millions of iterations in less than a second to find the solution. All problems in this section, therefore, assume you have access to technology, so no algebraic

solutions appear in the formula calculations.



### How It Works

Follow these steps to solve for any nominal interest rate:

**Step 1:** Identify the annuity type. Draw a timeline to visualize the question.

**Step 2:** Identify the variables that you know, including CY, PMT, PY, and Years. You must also identify a value for one of PVORD, PVDUE, FVORD, or FVDUE. You may or may not have a value for FV or PV.

**Step 3:** Use Formula 11.1 to calculate  $N$ . Input all six of the known variables into your technology and solve for the interest rate.



### Important Notes

Solving for the nominal interest rate on your BAI+ requires you to enter all six of the other variables excluding the I/Y. Then press CPT I/Y to solve the problem. Because of the trial-and-error technique, it may take your calculator a few seconds to compute the answer. If your screen goes blank and your calculator hesitates, this is normal! The values you enter in the present value (PV), future value (FV), and annuity payment (PMT) must adhere to the cash flow sign convention.

Remember that on the BAI+, the I/Y represents the nominal interest rate, which is compounded according to the value you entered into the C/Y variable.



## Things To Watch Out For

When solving for the interest rate, pay careful attention to which form of interest rate is being sought:

- Periodic ( $i$ ): What is the interest rate per month?
- Nominal (IY with  $CY \neq 1$ ): What is the interest rate compounded monthly?
- Effective (IY with  $CY = 1$ ): What is the annually compounded or effective rate of interest?

## TOP SECRET

### Paths To Success

If you want to know both the nominal and effective interest rate in any situation, there are two methods to produce the answers. The first step in both methods is to solve the problem for the nominal interest rate using the appropriate value for the compounding frequency ( $CY$ ). Then to calculate the effective rate you can do one of the following:

- Change the  $CY$  to a value of one ( $CY = 1$ ) and recalculate the IY. This book prefers this method as it is the easier and less error-prone method.
- Take your calculated nominal interest rate and convert it to an effective interest rate by using Formula 9.4 (interest rate conversion), calculator (I Conv function), or the Chapter 9 Excel template (which uses the EFFECT function of Excel). This technique produces the same basic solution; however, it has a higher chance of error and may lack precision if not enough decimals are used.

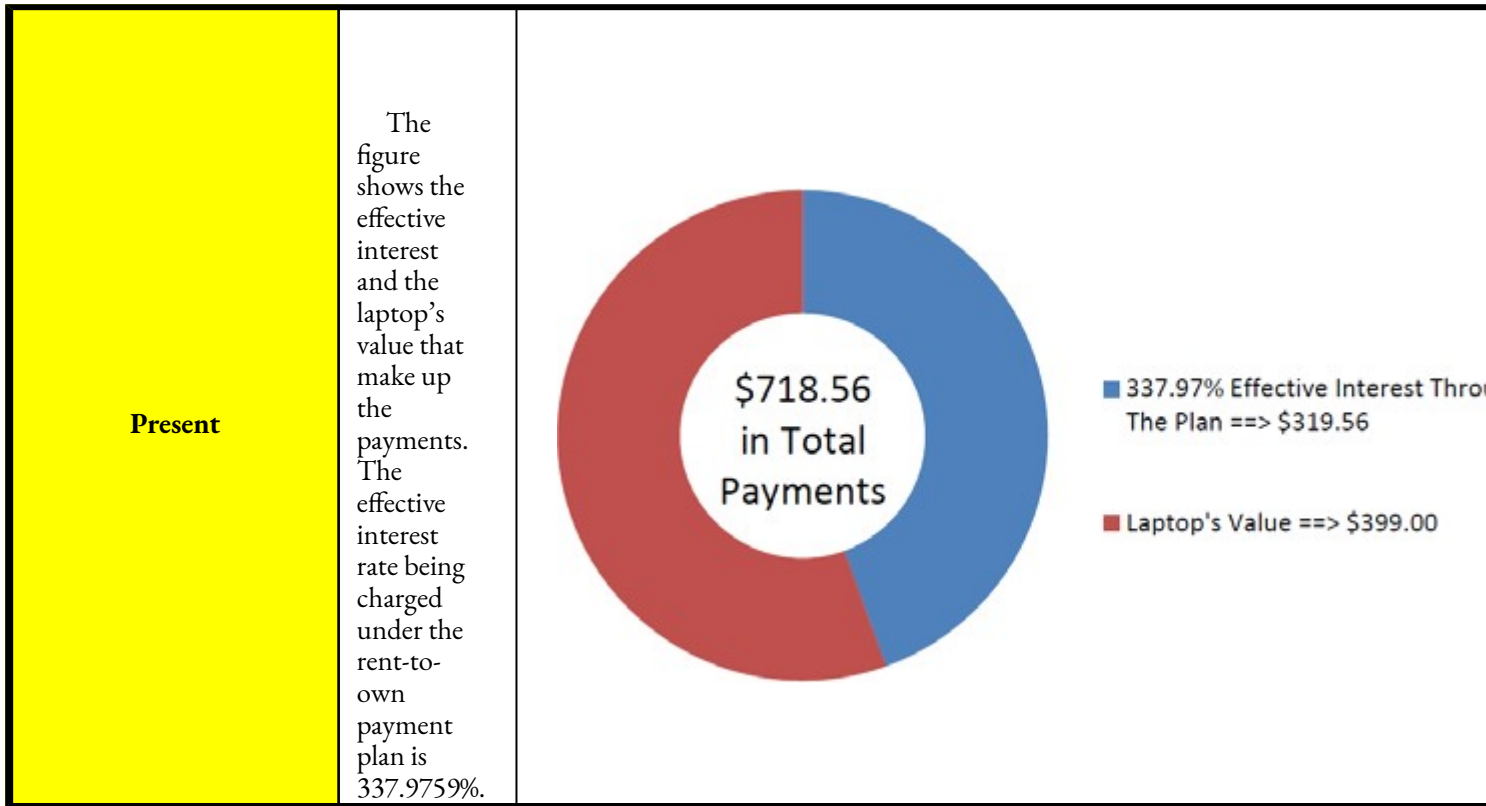


### Give It Some Thought

Is it possible in financial situations for the calculated value of the nominal interest rate, IY, to be negative?







### Example 11.6B: Interest Rate Required to Allow for Capital Project Savings

Cubonic Industries deposits \$30,000 at the end of every quarter to save up \$550,000 for a capital project in four years. To achieve its goal, what nominal interest rate compounded quarterly does Cubonic Industries require on its investment? What is the effective rate?

#### Plan

Step 1: There are two questions here. The first question about the nominal interest rate involves an ordinary simple annuity. Solve this for  $IY$  when  $CY = 4$ . The second question about the effective rate involves an ordinary general annuity. Solve this for  $IY$  when  $CY = 1$ .

#### What You Already Know

Step 1 (continued): The timeline for both questions appears below.

#### Understand

Step 2: Ordinary simple annuity:  $FVORD = \$550,000$ ,  $CY = 4$ ,  $PMT = \$30,000$ ,  $PY = 4$ , Years = 4

Ordinary general annuity: All the same except  $CY = 1$

How You Will Get There

Step 3: Apply Formula 11.1 and Formula 11.2. Ordinary simple annuity: Enter the information into the calculator and solve for  $IY$ . Ordinary general annuity:

Change the  $CY$  to 1 (for the effective rate) and recalculate  $IY$ . Note that for both annuities the calculator automatically applies Formula 9.1 to convert  $i$  to  $IY$ .

Step 3:  $N = 4 \times 4 = 16$  payments

Ordinary Simple Annuity	Ordinary General Annuity
$550,000 = 30,000 \left[ \frac{(1 + IY)^4 - 1}{IY} \right]^{-1}$	$550,000 = 30,000 \left[ \frac{(1 + IY)^4 - 1}{IY} \right]^{-1}$

Perform

See the calculator instructions below for the solution to each question. Calculator Instructions

Present

The figure shows how much principal and interest make up the final balance. For Cubonic Industries to achieve its savings goal, the savings annuity must

earn 7.1459%  
compounded quarterly,  
or 7.3397% effectively.

**Example 11.6C: Interest Rate Required to Achieve RRSP Goal**

Amadeus has already saved \$5,000 in his RRSP today. Suppose he continues to make \$250 contributions at the beginning of each month for the next 14 years. For him to achieve his goal of having \$100,000, what monthly nominal rate of return must his investment earn?

<p><b>Plan</b></p>	<p>Step 1: The payments are made at the beginning of the payment intervals, and the compounding period is simple annuity due. Solve for the monthly nominal interest rate, <math>iy</math>.</p>	
<p><b>Understand</b></p>	<p>What You Already Know                  Step 1 (continued): The timeline for RRSP contributions appears below.                  Step 2: FV<sub>DUE</sub> = \$100,000,                  PV = \$5,000, CY = 12, PMT = \$250,                  PY = 12, Years = 14</p>	<p>How You Will Get There                  Step 3: Apply Formula 11.1 and the calculator simultaneously solve for the same number for both the number of payments and compounds, <math>12iy</math>.</p>
<p><b>Perform</b></p>	<p>Step 3: <math>N = 12 \times 14 = 168</math> payments</p> $100,000 - 5,000(1 + iy)^{168} = 250 \left[ \frac{(1 + iy)^{168} - 1}{iy} \right]$ <p>See the calculator instructions for the solution.</p>	<p>Calculator</p> <p>Mode: BGN</p> <p>PV: -5000</p>
<p><b>Present</b></p>	<p>The figure shows how much principal and interest make up the final balance. The nominal rate of interest that Amadeus must earn on his investment is 8.8088% compounded monthly.</p>	

**Example 11.6D: Ordinary General Annuity with Present Value and a Balance Owing in Future**

Gemma is looking to purchase a new Nissan Pathfinder for \$54,904.64 including all fees and sales taxes. She can afford to pay no more than \$1,500 at the end of every month, and she wants to have the balance owing reduced to \$30,000 after two years, when she can pay off the vehicle with her trust fund. What is the maximum effective rate of interest she could be charged on the car loan to meet her goals?

**Plan**

Step 1: The payments are made at the end of the payment intervals, and the compounding period and payment intervals are different. Therefore, this is an ordinary general annuity. Solve for the effective interest rate,  $iY$ .

<p><b>Understand</b></p>	<p>What You Already Know Step 1 (continued): The timeline for the car loan appears below.                  Step 2: PVORD = \$54,904.64, FV = \$30,000, CY = 1, PMT = \$1,500, PY = 12, Years = 2</p>	<p>How You Will Get There                  Step 3: Apply Formula 11.1, and the calculator simultaneously. In general, the <math>N</math> compounds and <math>N</math> payments are different numbers that <math>N</math> take on a single value equalling the number of payments used in Formula 9.3 must be converted to match the payment frequency. The same CY exponent from the annuities formulas. Enter the interest rate in the I/Y calculator and solve for IY.</p>
<p><b>Perform</b></p>	<p>Step 3: <math>N = 12 \times 2 = 24</math> payments</p> $30,000 \left[ \frac{1 - (1 + ??)^{-24}}{(1 + ??)^{-12}} \right] = 1,500 \left[ \frac{1 - (1 + ??)^{-24}}{(1 + ??)^{-12}} \right]$ <p>See the calculator instructions for the solution.</p>	
<p><b>Present</b></p>	<p>The figure shows how much principal and interest make up the payments. Gemma will be able to purchase the car if she can obtain a car loan that has an effective interest rate lower than 13.527%.</p>	



## Section 11.6 Exercises

### Mechanics

For questions 1–8, solve for both the nominal interest rate indicated as well as the effective interest rate.

	Present Value	Future Value	Compounding Frequency	Annuity Payment	Term	Payment Timing
1.	\$0	\$150,000	Monthly	\$12,000 Annually	7 years	End
2.	\$500,000	\$0	Quarterly	\$8,000 Quarterly	21 years, 6 months	End
3.	\$0	\$750,000	Semi-annually	\$300 Monthly	33 years, 6 months	Beginning
4.	\$100,000	\$0	Monthly	\$1,200 Monthly	10 years	Beginning
5.	\$25,000	\$200,000	Semi-annually	\$6,250 Semi-annually	8 years	End
6.	\$50,000	\$25,000	Annually	\$1,175 Monthly	2 years	End
7.	\$5,000	\$35,000	Monthly	\$2,650 Semi-annually	4 years, 6 months	Beginning
8.	\$300,000	\$150,000	Quarterly	\$4,975 Quarterly	13 years, 3 months	Beginning

### Applications

- Following his financial adviser's recommendations, Sanchez starts monthly contributions of \$375 today to his RRSP. The plan is to have \$240,000 in his RRSP after 20 years of monthly compounding. What nominal interest rate does the financial adviser think Sanchez's RRSP will be able to realize?
- Helen's husband recently passed away. The life insurance company is offering her a lump-sum payout of

\$250,000 today, or month-end payments of \$1,585 for 20 years.

- What monthly compounded and effective rate is the life insurance company using in its calculations?
- Helen thinks she can take the lump sum and invest it herself at 4.75% effectively. How much will her monthly payment increase?
- Francisco just changed occupations. Unfortunately, he is not able to transfer his company pension with him to his new company. The administrators of the pension plan offer him the choice of a lump-sum payout of \$103,075 today or beginning-of-month payments of \$535 for the next 25 years. What semi-annually compounded rate of return are the pension administrators using in their calculations?
- Under a wrongful dismissal suit, a court awarded a former employee \$100,835.25 for end-of-month wages of \$4,500 for the past 21 months. What effective interest rate is the court using in the judgment?
- A life insurance company recommends that its younger clients convert their term life insurance to permanent life insurance. One of the agents tells a client that if he invests \$10,000 today along with \$1,435 at the beginning of every quarter for the next 10 years, he will own \$100,000 of permanent life insurance. What semi-annually compounded rate of interest is being used?
- Jake's Electronics wants to match a competitor's advertised payment plan on an identical stereo system. If the system retails for \$1,011.35 including all sales taxes and Jake wants to advertise six equal end-of-month payments of \$174, what effective rate of interest does he need to charge?
- The marketing manager for Gold's Gym offers members a two-year membership for \$650 in advance or beginning-of-month payments of \$29. What monthly compounded interest is the marketing manager using in his pricing?
- An investment today requires \$1,125.51 to purchase. In return, the investment pays out \$30 after every six months for the next 20 years, along with an additional final lump-sum payout of \$1,000. What semi-annually compounded interest rate is being earned on the investment?

### Challenge, Critical Thinking, & Other Applications

- A retail store wants to offer its clients different two-year ordinary payment plans on their product purchases. The marketing manager understands the importance of odd-number pricing in these plans, where \$499 is better than stating \$500. On a typical \$5,000 purchase, the marketing manager wants to offer payments of \$229 monthly, \$699 quarterly, or \$1,399 semi-annually. The Competition Act of Canada requires full disclosure of the annual interest rate being charged on any plan. What interest rate must be published for each plan?
- When you buy a car, a cash rebate is usually available if you finance the vehicle through your bank instead of the dealership; if you finance the vehicle through the dealership, you are not eligible for the



cash rebate. Assume you can purchase a vehicle for \$24,960 and finance it for four years with month-end payments at 0% through the dealership. Alternatively, you could get a loan from a bank and pay cash for your vehicle, which would entitle you to receive a \$3,500 cash rebate. What monthly compounded interest rate would the bank have to charge to arrive at the same monthly payment as the dealership alternative? What decision rule can you create from this calculation?

- On a \$3,500 purchase, a company is thinking of offering a year-long month-end payment plan that requires payments of

\$299, \$319, \$334, or \$349.

- If the goal of the plan is to offer a competitive interest rate comparable to a bank credit card that averages 18% effectively, which payment plan should be chosen?
  - If the goal of the plan is to offer a competitive interest rate comparable to a department store credit card that averages 28% effectively, which payment plan should be chosen?
- 
- Margarite's goal is to save up \$100,000 after 10 years of monthly contributions into an investment annuity starting today. Depending on the level of risk she chooses, her adviser tells her that under low-risk conditions she would need to contribute \$645.19, under medium-risk conditions her contribution needs to be \$523.32, and if she puts her money into high-risk investments she would need \$401.14 per month. Based on the adviser's calculations, what are the effective interest rates on the low-, medium-, and high-risk investments?

# CHAPTER 11 SUMMARY

---

## Key Concepts Summary

### **Section 11.1: Fundamentals of Annuities: What Do I Need to Know?**

- Understanding what an annuity is
- The four different types of annuities
- The difference between annuities and single payments
- The annuity timeline format

### **Section 11.2: Future Value of Annuities: Will I Have Enough?**

- The future value of ordinary annuities
- Variable changes in future value annuity calculations
- The future value of annuities due

### **Section 11.3: Present Value of Annuities: How Much Do I Need Now?**

- The present value of both ordinary annuities and annuities due
- Variable changes in present value annuity calculations
- Applying both future value and present value calculations to loans
- Determining loan balances
- Selling loan contracts between companies

### **Section 11.4: Annuity Payment Amounts: What Commitment Am I Making?**

- Calculating the annuity payment amount for both ordinary annuities and annuities due

### **Section 11.5: Number of Annuity Payments: Exactly How Long Are We Talking About?**

- Calculating the number of annuity payments (term) for both ordinary annuities and annuities due

- What to do when  $N$  has decimals

### Section 11.6: Annuity Interest Rates: How Does the Money Grow?

- Calculating the interest rate for both ordinary annuities and annuities due

## The Language of Business Mathematics

**annuity** A continuous stream of equal periodic payments from one party to another for a specified period of time to fulfill a financial obligation.

**annuity payment** The dollar amount of the equal periodic payment in an annuity environment.

**due** Annuity payments that are each made at the beginning of a payment interval.

**future value of any annuity** The sum of all the future values for all of the annuity payments when they are moved to the end of the last payment interval.

**general annuity** An annuity in which the payment frequency and compounding frequency are unequal.

**general annuity due** An annuity where payments are made at the beginning of the payment intervals and the payment and compounding frequencies are unequal. The first payment occurs on the same date as the beginning of the annuity, while the end of the annuity is one payment interval after the last payment.

**ordinary** Annuity payments that are each made at the end of a payment interval; this is the most common form of an annuity payment.

**ordinary general annuity** An annuity where payments are made at the end of the payment intervals and the payment and compounding frequencies are unequal. The first payment occurs one interval after the beginning of the annuity, while the last payment is on the same date as the end of the annuity.

**ordinary simple annuity** An annuity where payments are made at the end of the payment intervals and the payment and compounding frequencies are equal. The first payment occurs one interval after the beginning of the annuity while the last payment is on the same date as the end of the annuity.

**payment frequency** The number of annuity payments in a complete year.

**payment interval** The amount of time between each continuous and equal annuity payment.

**present value of any annuity** The sum of all the present values for all of the annuity payments when they are moved to the beginning of the first payment interval.

**simple annuity** An annuity in which the payment frequency and compounding frequency are equal.

**simple annuity due** An annuity where payments are made at the beginning of the payment intervals and the payment and compounding frequencies are equal. The first payment occurs on the same date as the beginning of the annuity, while the end of the annuity is one payment interval after the last payment.

## The Formulas You Need to Know

### *Symbols Used*

CY = compounding per  
year or compounding  
frequency FVDUE =  
future value of annuity due  
FVORD =  
future value of  
an ordinary  
annuity IY =  
nominal interest  
rate

$i$  = periodic interest rate

$N$  = number of annuity payments

PY = payments  
per year or  
payment  
frequency PMT =  
annuity payment  
amount

PVDUE =  
present value  
of annuity due  
PVORD =  
present value  
of ordinary  
annuity Years =  
the term of the  
annuity

**Formulas Introduced**

Formula 11.1 Number of Annuity Payments:  $N = PY \times \text{Years}$  (Section 11.1)  
 CY??

Formula 11.2 Ordinary Annuity Future Value:  $FV_{ORD} = PMT \diamond$

$\diamond(1+??)^{PY}\diamond$

CY

-1

$\diamond$  (Section 11.2)

$(1+??)^{PY-1}$

Formula 11.3 Annuity Due Future Value:  $FV_{DUE} = PMT \diamond$

CY??

$\diamond(1+??)^{PY}\diamond$

CY

-1 CY

$\diamond \times (1 + ??)^{PY}$  (Section 11.2)

$(1+??)^{PY-1}$

[  
]  
??

1

1- $\diamond$   $\diamond$

Formula 11.4 Ordinary Annuity Present Value:  $PV_{ORD}$

= PMT |

CY

(1+??)PY CY

|

| (Section 11.3)

| (1+??)PY-1 |

[ ]

??

[ ]

1

1-◆

◆

|

|

CY

CY

(1+??)PY

Formula 11.5 Annuity Due Present Value:  $PVDUE = PMT | \quad CY \quad | \times (1 + ??)PY$  (Section 11.3)

| (1+??)PY-1 |

[ ]

## Technology

### *Calculator*

#### *Annuity Type Settings*

- The calculator default is for END mode, which is the ordinary annuity.
- The annuity type (payment timing) setting can be found on the second shelf above the PMT key. This function works as a toggle.
- To toggle the setting, complete the following sequence:

- 2nd BGN (the current payment timing of END or BGN is displayed)
- 2nd SET (it toggles to the other setting)
- 2nd Quit (to get out of the window)
- When the calculator is in annuity due mode, a tiny BGN is displayed in the upper right of your calculator.



## Chapter 11 Review Exercises

### Mechanics

- Sangarwe will deposit \$300 every quarter into an investment annuity earning 4.5% compounded quarterly for seven years. What is the difference in the amount of money that she will have after seven years if payments are made at the beginning of the quarter instead of at the end?
- Canseco wants to have enough money so that he could receive payments of \$1,500 every month for the next nine-and-a-half years. If the annuity can earn 6.1% compounded semi-annually, how much less money does he need if he takes his payments at the end of the month instead of at the beginning?
- Kevin wants to save up \$30,000 in an annuity earning 4.75% compounded annually so that he can pay cash for a new car that he will buy in three years' time. What is the difference in his monthly contributions if he starts today instead of one month from now?
- Brianne has a \$21,000 loan being charged 8.4% compounded monthly. What are the month-end payments on her loan if the debt will be extinguished in five years?
- Consider an investment of \$225,000 earning 5% annually. How long could it sustain annual withdrawals of \$20,000 (including the smaller final payment) starting immediately?
- The advertised month-end financing payments on a \$28,757.72 car are \$699 for a four-year term. What semi-annual and effective interest rate is being used in the calculation?

### Applications

- Kubb Bakery estimates it will need \$198,000 at a future point to expand its production plant. At the end of each month, the profits of Kubb Bakery average \$20,000, of which the owner will commit 70% toward the expansion. If the savings annuity can earn 7.3% compounded quarterly, how long will it take

to raise the necessary funds?

- An investment fund has \$7,500 in it today and is receiving contributions of \$795 at the beginning of every quarter. If the fund can earn 3.8% compounded semi-annually for the first one-and-a-half years, followed by 4.35% compounded monthly for another one-and-three-quarter years, what will be the maturity value of the fund?
- A \$17,475 Toyota Matrix is advertised with month-end payments of \$264.73 for six years. What monthly compounded rate of return (rounded to one decimal) is being charged on the vehicle financing?
- A variable rate loan has a balance remaining of \$17,000 after two years of fixed end-of-month payments of \$655. If the monthly compounded interest rate on the loan was 5.8% for the first 10 months followed by 6.05% for 14 months, what was the initial amount of the loan?
- Hank has already saved \$68,000 in his RRSP. Suppose he needs to have \$220,000 saved by the end of 10 years. What are his monthly payments starting today if the RRSP can earn 8.1% compounded annually?
- Many companies keep a “slush fund” available to cover unexpected expenses. Suppose that a \$15,000 fund earning 6.4% compounded semi-annually continues to receive month-end contributions of \$1,000 for the next five years, and that a withdrawal of \$12,000 is made two-and-a-half years from today along with a second withdrawal of \$23,000 four years from today. What is the maturity value of the fund?
- Many consumers carry a balance each month on their credit cards and make minimal payments toward their debt. If a consumer owes \$5,000 on a credit card being charged 18.3% compounded daily interest, how long will it take him to pay off his debt with month-end payments of \$100?
- You have a loan for \$20,000 on which you are charged 6% compounded quarterly. What payment amount at the end of every six months would reduce the loan to \$15,000 after two years? What is the interest portion of the total payments made?

### Challenge, Critical Thinking, & Other Applications

- Stan and Kendra’s children are currently four and two years old. When their older child turns 18, they want to have saved up enough money so that at the beginning of each year they can withdraw \$20,000 for the first two years, \$40,000 for the next two years, and \$20,000 for a final two years to subsidize their children’s cost of postsecondary education. The annuity earns 4.75% compounded semi-annually when paying out and 6.5% compounded monthly when they are contributing toward it. Starting today, what beginning-of-quarter payments must they deposit until their oldest reaches 18 years of age in order to accumulate the needed funds?



- Karen is saving \$1,500 at the end of every six months into an investment that earns 9.4% compounded monthly for the next 20 years. The maturity value will then be rolled into an investment earning 5.85% compounded annually, from which she plans on withdrawing \$23,800 at the beginning of each year. How long will the annuity sustain the withdrawals (including the smaller final payment)?
  - In an effort to clear out last year's vehicle inventory, Northside Ford advertises a vehicle at \$46,500 with 0% financing for five years of end-of-month payments. Alternatively, consumers can pay cash and receive a \$6,000 rebate. What is the maximum monthly compounded interest rate that a bank could charge that would result in equal or lower monthly payments?
  - Delaney is 18 years old and wants to sustain an annual income of \$30,000 in today's dollars for 17 years at the end of every year when she retires at age 65 (the amount will remain fixed once set at age 65). If the annually compounded annuity can earn 4.65% in retirement and 9.5% during contributions, how much does she need to invest at the end of every month? Assume the annual rate of inflation is 2.7%.
- 
- A mortgage can take up to 25 years to pay off. Taking a \$250,000 home, calculate the month-end payment for 15-, 20-, and 25-year periods using semi-annually compounded interest rates of 4%, 5.5%, and 7% for each period. What do you observe from your calculations?
  - Being able to start an RRSP with a lump-sum investment can reduce your end-of-month contributions. For any 35-year term RRSP earning 8.7% compounded annually, calculate the monthly contribution necessary to have a maturity value of  

\$1,000,000 if the starting lump sums are \$5,000, \$10,000, \$15,000, and \$20,000. What do you observe from your calculations?

### Chapter 11 Case Study

## Developing Product Payment Plans

### The Situation

Lightning Wholesale works very closely with some of its smaller retailers, many of which are owned and operated by sole proprietors. These owners generally need assistance with their pricing and call on the staff at Lightning Wholesale to help develop promotional pricing plans and the amounts of the payments that can be advertised. Lightning Wholesale freely offers the help, since it means more sales and increased profits for the company.

Many of the requests are identical in nature, so the staff at Lightning Wholesale want to develop a payment plan chart for their ski product line. This chart is to illustrate

both the three-month and six-month payment plan amounts that can be advertised at various interest rates.

### The Data

- Lightning Wholesale has opted to only carry two ski brands in 2014: Ogasaka and Nordica.
- The list prices for Ogasaka and Nordica are \$829.95 and \$799.95, respectively.
- The typical monthly compounded interest rates charged by its retailers are 8%, 12%, 18%, and 28%.
- Lightning Wholesale recommends a 10% down payment on all finance plans for all of its retailers.

## Important Information

- All retailers sell the skis at the list price.
- All ordinary payment plans are either three month or six month.
- Lightning Wholesale ignores sales taxes in its chart since every province has varying rates. The retailer can increase the payments in the payment chart by the appropriate sales tax.

## Your Tasks

- For both product lines and for each interest rate, develop both a three-month and a six-month payment plan amount chart that the retailers can advertise that incorporates the required down payment. For these advertised amounts, assume the final payment remains the same as all other payments (in application, though, the retailers will need to be cautioned that the final payment may be different and adjusted as needed, to which Lightning Wholesale can provide the necessary information as required).
- Retailers ask you how to adjust the advertised payment plan chart amounts if they decide to sell the skis for some price other than the list price. What would you recommend? Provide calculations to support your answer.
- Some retailers charge different interest rates and want to know if it is possible to just proportionally adjust the payment plan chart. For example, if a retailer charges 25.5% interest, this approach would then be to increase the 18% payment by 75% of the difference between the 18% and 28% level. Can retailers adjust your payment plan table in this way? Provide calculations using the provided numbers to support your answer.
- Some retailers offer up to 12-month payment plans and ask if it is possible to just take the three-month payment numbers and divide by 4, or take the six-month payment numbers and divide by 2 to arrive at the 12-month payment plan numbers. Can retailers adjust your payment plan table in this way? Provide

calculations to support your answer.

## CHAPTER 12: COMPOUND INTEREST: SPECIAL APPLICATIONS OF ANNUITIES

---

### (What Can I Do with This Knowledge of Annuities?)

It has been a hectic day at work. This morning your newly leased computer equipment arrived and your manager reminded you that as soon as it is set up, the debt obligation associated with the computer lease must be recorded in the accounting books. As well, a few of your corporate partners had contributed toward a new scholarship program for your employees and you must determine exactly how much the scholarship can afford to pay out from its interest earnings without touching the principal. If that were not enough, your company's pension plan is under review. Your pension earners' monthly income payments need to be increased based on the rate of inflation. On a related note, some of your employees want to participate in a special component of your RRSP benefits program in which they invest single payments today and receive future benefit payments down the road. You must help them figure out how much money they must deposit today to participate in this program.

What does this example illustrate? A majority of businesses lease computers and equipment for tax benefit purposes along with the ability to regularly upgrade equipment to meet rapid technological changes. Whether you are the business selling the leased products or acquiring them, you must understand how leases work. Company and government pension plans such as the Canada Pension Plan and Old Age Security regularly increase their payments to match inflation. Many companies, organizations, and even not-for-profit enterprises beyond just the educational sector set up scholarship programs for employees and their families. These scholarships are designed to provide benefits today and endlessly into the future.

On the personal side, you must arrange for the retirement income that you will eventually withdraw from your RRSP savings to increase regularly to match inflation so that your purchasing power remains the same throughout all stages of retirement. On a similar note, most contributions to RRSPs are regularly increased as annual income rises throughout a career. In addition, as a Canadian you have access to Canada Pension Plan and Old Age Security benefits, which are constantly increasing annuity payments

available to you in your retirement years. You also save for a lot of events and big purchases in your lives; many consumers defer the purchase of these items until cash is available.

In this chapter, you will explore four specific situations relating to annuities: deferred annuities, constant growth annuities, perpetuities, and leases. Then you will practise with some personally relevant applications in the form of procedures for purchasing your vehicle at the lowest cost and for basic RRSP planning.

## Outline of Chapter Topics

12.1: Deferred Annuities (Can I Receive Those Payments Later?)

12.2: Constant Growth Annuities (Always Wanting More)

12.3: Perpetuities (Are You Going to Live Forever?)

12.4: Leases (I Will Just Borrow It for a While)

12.5: Application: How to Purchase a Vehicle (Get Your Motor Running)

12.6: Application: Planning Your RRSP (When Can I Retire?)

12-508

Creative Commons License (CC BY-NC-SA) J. OLIVIER

## : DEFERRED ANNUITIES

---

### **(Can I Receive Those Payments Later?)**

The power of compound interest, as you have already seen, is amazing. Your investment realizes exponential growth, and over long periods of time the results are spectacular.

Taking advantage of this principle, many parents (and grandparents too) invest large amounts of money when their children are young to have enough money to pay for their college or university education. A simple investment of \$10,000 at birth with no further contributions could sustain approximately four years' worth of \$1,200 monthly payments to the child starting at age 18. That is over \$55,000 toward the child's education!

Many students now stay at home longer with their parents while they pursue postsecondary education. Some accumulate sums of wealth at an early age through part-time earnings when they have little or no expenditure. Assume a 21-year old student had accumulated \$50,000 and instead of using that money on a new car or backpacking across Europe, she invested it into her RRSP. By age 65 and without contributing another dime, she could have a retirement fund that sustains 20 years of \$15,000 monthly income, or approximately \$3.6 million!

Compare this to someone who makes \$300 monthly payments every month from age 21 to age 65, therefore contributing 528 payments totalling \$158,400 out-of-pocket over the years. Under equal conditions, this person will receive about \$12,000 monthly for 20 years, or approximately \$2.9 million. See the difference? This person not only put \$108,400 more into the RRSP but receives \$0.7 million less in income during retirement.

Although investing the \$50,000 into an RRSP instead of buying a new car is not quite as sexy, can you imagine never having to contribute to your RRSP again and being secure in your retirement before you even start your career? The financial freedom you will experience for the rest of your life would be enviable.

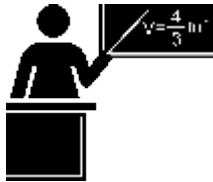
This section explores the concept of investing single payments today with the goal of using the maturity value to sustain an annuity afterwards. This is more commonly referred to as a deferred annuity.

### What Is a Deferred Annuity?

A **deferred annuity** is a financial transaction where annuity payments are delayed until a certain period of time has elapsed. Usually the annuity has two stages, as depicted in this figure.


- **Accumulation Stage.** A single payment is allowed to earn interest for a specified duration. There are no annuity payments during this period of time, which is commonly referred to as the **period of deferral**.
- **Payments Stage.** The annuity takes the form of any of the four annuity types and starts at the beginning of this stage as per the financial contract. Note that the maturity value of the accumulation stage is the same as the principal for the payments stage.

The interest rate on deferred annuities can be either variable or fixed. However, since deferred annuities are commonly used to meet a specific need, fixed interest rates are more prevalent since they allow for certainty in the calculations.



### The Formula

For a deferred annuity, you apply a combination of formulas that you have already used throughout this book. The accumulation stage is not an annuity, so it uses the various single payment compound interest formulas from Chapter 9. The payments stage is an annuity, so it uses the various annuity formulas from Chapter 11.



### How It Works

For deferred annuities, the most common unknown variables are either the present value, the length of the period of deferral, the annuity payment amount, or the number of annuity payments that are sustainable for a fixed income payment.

Follow this sequence of steps for each of these variables:



Solving for the Present Value	Solving for the Period of Deferral	Solving for the Annuity Payment Amount	Solving for the Number of Annuity Payments
<b>Step 1:</b> Draw a timeline and identify the variables that you know, along with the annuity type.			
<b>Step 2:</b> Starting at the end of your timeline, calculate the present value of the annuity using the steps from Section 11.3 (Formulas 11.4 or 11.5). Round your answer to two decimals.		<b>Step 2:</b> Starting at the beginning of the timeline, calculate the future value of the single payment using the steps from Section 9.2 (Formula 9.3). Round your answer to two decimals.	
<b>Step 3:</b> Take the principal of the annuity, and using the steps from Section 9.3 (Formula 9.3) calculate the present value for the single amount.	<b>Step 3:</b> Solve for the number of compounding periods using the applicable steps from Section 9.7 (Formula 9.3). The single payment investment is the present value, and the principal of the annuity is the future value.	<b>Step 3:</b> Calculate the annuity payment amount using steps from Section 11.4 (Formula 11.4 or 11.5).	<b>Step 3:</b> Calculate the number of annuity payments using steps from Section 11.5 (Formula 11.4 or 11.5).



### Important Notes

**Rounding.** The maturity value of the single payment or the present value of the annuity is always rounded to two decimals. Since an accumulation fund is different from a payment annuity, logistically the money is transferred between different bank accounts, which means that only two decimals are carried either forwards or backwards through this step of the required calculations.



### Things To Watch Out For

Avoid these three common sources of error when you work with deferred annuities:

- **Combining the Deferral Period and the Annuity Term.** It is an error to treat the period of deferral and the term of the annuity as simultaneous time periods. For example, if a deferred annuity has a three-year period of deferral and a 10-year annuity term, this is sometimes interpreted, mistakenly, as an annuity ending 10 years from today. These time segments are separate and consecutive on the timeline! The correct interpretation is that the annuity term ends 13 years from today, since the 10-year term does not start until the three-year deferral terminates.
- **Incorrect Timing between Stages.** A common mistake is to determine incorrectly when the period of deferral ends and the annuity starts. This error usually results from forgetting that the payments on ordinary annuities start one payment interval after the annuity starts, whereas annuity due payments start immediately. Thus, if the first quarterly payment on an ordinary annuity is to be paid  $6\frac{3}{4}$  years from today, then the period of deferral is  $6\frac{1}{2}$  years. If the deferral is for an annuity due, then the period of deferral is  $6\frac{3}{4}$  years.
- **Confusing N.** A deferred annuity requires different calculations of N using either Formula 9.2 or Formula 11.1. In the accumulation stage, recall that N must represent the number of compound periods calculated by Formula 9.2. In the payments stage, the N must represent the number of annuity payments calculated by Formula 11.1.



### Give It Some Thought

- If a deferred annuity has a four-year period of deferral and a seven-year annuity term, how many years from today will the term of the annuity end?
- If an ordinary deferred annuity makes its first monthly payment 25 months from now, how long is the period of deferral? What if it were a deferred annuity due?

**Example 12.1A: Investing an Inheritance for your Retirement**

Frasier is 33 years old and just received an inheritance from his parents' estate. He wants to invest an amount of money today such that he can receive \$5,000 at the end of every month for 15 years when he retires at age 65. If he can earn 9% compounded annually until age 65 and 5% compounded annually when the fund is paying out, how much money must he invest today?

<b>Plan</b>	Calculate the single payment that must be invested today. This is the present value (PV) of a deferred annuity.																								
<b>Understand</b>	<div style="display: flex; justify-content: space-between;"> <div style="width: 45%;"> <p><b>What You Already Know</b>                      Step 1: The deferred annuity has monthly payments at the end with an annual interest rate. Therefore, this is an ordinary general annuity. The timeline for the deferred annuity appears below.</p> <p>Ordinary General Annuity:                      FV = \$0, IY = 5%, CY = 1, PMT = \$5,000, PY = 12, Years = 15</p> <p>Period of Deferral: FV = PVORD, IY = 9%, CY = 1, Years = 32</p> </div> <div style="width: 45%;"> <p><b>How You Will Get There</b>                      Step 2: Calculate the periodic interest rate (<math>i</math>, Formula 9.1), number of annuity payments (<math>N</math>, Formula 11.1), present value of the ordinary general annuity (PVORD, Formula 11.4). Step 3: Discount the principal of the annuity back to today. Calculate the periodic interest rate (<math>i</math>, Formula 9.1), number of single payment compounding periods (<math>N</math>, Formula 9.2), and present value of a single payment (PV, Formula 9.3 rearranged).</p> </div> </div>																								
<b>Perform</b>	<div style="display: flex; justify-content: space-between; align-items: flex-start;"> <div style="width: 45%;"> <p>Step 2: <math>i = 5\%/1 = 5\%</math>; <math>N = 12 \times 15 = 180</math> payments                      PVORD = \$5,000                      \$636,925.79</p> <p>Step 3: <math>i = 9\%/1 = 9\%</math>; <math>N = 1 \times 32 = 32</math> compounds  <math>\\$636,925.79 = PV(1 + 0.09)^{32}</math>      <math>PV = \\$636,925.79 \div (1.09)^{32} = \\$40,405.54</math></p> </div> <div style="width: 45%; text-align: right;"> <p>180</p> <math display="block">\frac{1 - (1 + 0.05)^{-180}}{0.05}</math> <p>PVORD = \$5,000</p> <math display="block">\frac{1 - (1 + 0.09)^{-32}}{0.09}</math> </div> </div> <p>Calculator Instructions</p> <table border="1" style="width: 100%; border-collapse: collapse; text-align: center;"> <thead> <tr> <th>Stage</th> <th>Mode</th> <th>N</th> <th>I/Y</th> <th>PV</th> <th>PMT</th> <th>FV</th> <th>P/Y</th> </tr> </thead> <tbody> <tr> <td>Payments</td> <td>END</td> <td>180</td> <td>5</td> <td>Answer: -636,925.79</td> <td>5000</td> <td>0</td> <td>12</td> </tr> <tr> <td>Accumulation</td> <td>✓</td> <td>32</td> <td>9</td> <td>Answer: 40,405.53861</td> <td>0</td> <td>636925.79</td> <td>1</td> </tr> </tbody> </table>	Stage	Mode	N	I/Y	PV	PMT	FV	P/Y	Payments	END	180	5	Answer: -636,925.79	5000	0	12	Accumulation	✓	32	9	Answer: 40,405.53861	0	636925.79	1
Stage	Mode	N	I/Y	PV	PMT	FV	P/Y																		
Payments	END	180	5	Answer: -636,925.79	5000	0	12																		
Accumulation	✓	32	9	Answer: 40,405.53861	0	636925.79	1																		
<b>Present</b>	If Frasier invests \$40,405.54 today, he will have enough money to sustain 180 withdrawals of \$5,000 in retirement.																								



**Example 12.1B: Planning the Deferral Period**

Bashir wants an annuity earning 4.3% compounded semi-annually to pay him \$2,500 at the beginning of every month for 10 years. To annuity does Bashir need to invest \$50,000 at 8.25% compounded quarterly? Assume 91 days in a quarter.

**Plan**

Calculate the amount of time between today and the start of the annuity. This

**Understand**

**What You Already Know**

Step 1: The deferred annuity has monthly payments at the beginning with a semi-annual interest rate.

Therefore, this is a general annuity due. The timeline for the deferred annuity appears below.

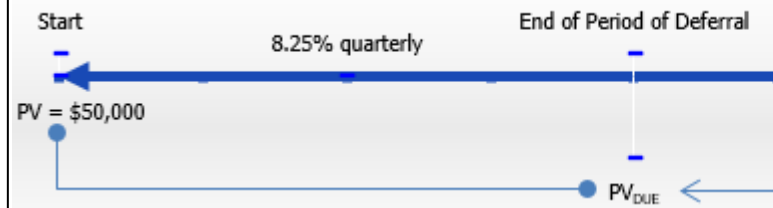
General Annuity Due:  $FV = \$0$ ,  $IY = 4.3\%$ ,  $CY = 2$ ,  $PMT = \$2,500$ ,  $PY = 12$ ,  $Years = 10$

Period of Deferral:  $PV = \$50,000$ ,  $FV = PVDUE$ ,  $IY = 8.25\%$ ,  $CY = 4$

**How You Will Get There**

Step 2: Calculate the periodic payments ( $N$ , Formula 11.1, (PVORD, Formula 11.4).

Step 3: Determine the number of periods. Calculate the periodic interest rate and payment compound periods.



**Perform**

Step 2:  $i = 4.3\%/2 = 2.15\%$ ;  $N = 12 \times 10 = 120$  payments

$$PV_{DUE} = \$2,500 \left[ \frac{1 - (1 + 0.0215)^{-120}}{0.0215} \right] \times (1 + 0.0215)^2 = \$244,780.93$$

Step 3:  $i = 8.25\%/4 = 2.0625\%$

$$\$244,780.93 = \$50,000(1 + 0.020625)^N$$


$$4.895618 = 1.020625^N$$

$$\ln(4.895618) = N \times \ln(1.020625)$$

$$N = 1.588340 = 77.801923 \text{ quarterly compounds}$$

$$Years = 77 \div 4 = 19.25 = 19 \text{ years, 3 months}$$

$$0.801923 \times 91 \text{ days} = 72.975105 = 73 \text{ days}$$



Calculator Instructions

Stage	Mode	N	I/Y	PV
Payments	BGN	120	4.3	Answer: -244,780
Accumulation	END	Answer: 77.801924	8.25	-50000



**Present**

To achieve his goal, Bashir needs to invest the \$50,000 19 years, 3 months

**Example 12.1C: How Much Income Will It Provide?**

On the day of their granddaughter’s birth, Henri and Frances deposited \$3,000 into a trust fund for her future education. The fund earns 6% compounded monthly. When she turns 18, they then want it to make payments at the end of every quarter for five years. If the income annuity can earn 4.5% compounded quarterly, what is the amount of each annuity payment to the granddaughter?

<p><b>Plan</b></p>	<p>Calculate the amount of the annuity payment (PMT) during the income payments stage.</p>																						
<p><b>Understand</b></p>	<p>What You Already Know</p> <p>Step 1: The deferred annuity has quarterly payments at the end with a quarterly interest rate. Therefore, this is an ordinary simple annuity. The timeline for the deferred annuity appears below.</p> <p>Period of Deferral: PV = \$3,000, IY = 6%, CY = 12, Years = 18</p> <p>Ordinary Simple Annuity: PV<sub>ORD</sub> = FV after deferral, FV = \$0, IY = 4.5%, CY = 4, PY = 4, Years = 5</p>	<p>How You Will Get The</p> <p>Step 2: Calculate the FV of the \$3,000 investment. Calculate the periodic interest rate. Calculate the periodic payment compound period. Calculate the single payment amount.</p> <p>Step 3: Work with the ordinary simple annuity. Use the periodic interest rate (<i>i</i>), Formula 11.1), and Formula 11.4).</p>																					
<p><b>Perform</b></p>	<div data-bbox="764 594 1624 852" data-label="Diagram"> </div> <p>Step 2: <math>i = 6\%/12 = 0.5\%</math>; <math>N = 12 \times 18 = 216</math> compounds <math>FV = \\$3,000(1 + 0.005)^{216} = \\$8,810.30</math></p> <p>Step 3: <math>i = 4.5\%/4 = 1.125\%</math>; <math>N = 4 \times 5 = 20</math> payments</p> $1 - \frac{1}{(1 + 0.01125)^4} = \frac{1 - (1 + 0.01125)^{-4}}{0.01125}$ $\$8,810.30 = PMT \frac{(1 + 0.01125)^4 - 1}{0.01125}$ $PMT = \frac{\$8,810.30 \cdot 0.01125}{(1 + 0.01125)^4 - 1} = \$8,810.30 \cdot \frac{0.01125}{(1 + 0.01125)^4 - 1} = \$494.39$ <p>Calculator Instructions</p> <table border="1" data-bbox="699 1539 1624 1644"> <thead> <tr> <th>Stage</th> <th>Mode</th> <th>N</th> <th>I/Y</th> <th>PV</th> <th>PMT</th> <th>FV</th> </tr> </thead> <tbody> <tr> <td>Accumulation</td> <td>END</td> <td>216</td> <td>6</td> <td>-3000</td> <td>0</td> <td>Answer: 8810.30</td> </tr> <tr> <td>Payments</td> <td>✓</td> <td>20</td> <td>4.5</td> <td>-8810.30</td> <td>Answer: 494.392721</td> <td>0</td> </tr> </tbody> </table>		Stage	Mode	N	I/Y	PV	PMT	FV	Accumulation	END	216	6	-3000	0	Answer: 8810.30	Payments	✓	20	4.5	-8810.30	Answer: 494.392721	0
Stage	Mode	N	I/Y	PV	PMT	FV																	
Accumulation	END	216	6	-3000	0	Answer: 8810.30																	
Payments	✓	20	4.5	-8810.30	Answer: 494.392721	0																	
<p><b>Present</b></p>	<p>The granddaughter will receive \$494.39 at the end of every quarter for five years starting at age 18. If the payments are rounded, the very last payment is a slightly different amount, which could be determined by using the TVM Solver.</p> <p style="text-align: right;">13.</p>																						

**Example 12.1D: How Long Can the Annuity Be Sustained?**

Emile received a \$25,000 one-time bonus from his employer today, and he immediately invested it at 8% compounded annually. Fourteen years from now, he plans to withdraw \$2,300 at the beginning of every month to use as his retirement

income. If the income annuity can earn 3.25% compounded semi-annually, what is the term of the annuity before it is depleted (including the smaller final payment)?

**Plan**

Figure out how long the income annuity is able to sustain the income payments. This requires you to calculate the number of annuity payments, or  $N$ .



**Understand**

**What You Already Know**  
 Step 1: The deferred annuity has monthly payments at the beginning with a semi-annual interest rate.  
 Therefore, this is a general annuity due. The timeline for the deferred annuity appears below.  
 Period of Deferral:  $PV = \$25,000$ ,  $IY = 8\%$ ,  $CY = 1$ ,  $Years = 14$   
 General Annuity Due:  
 $PVDUE = FV$  after deferral,  $FV = \$0$ ,  $IY = 3.25\%$ ,  $CY = 2$ ,  $PMT = \$2,300$ ,  $PY = 12$

**How You Will Get There**

Step 2: Calculate the future value of the  $s$  interest rate ( $i$ , Formula 9.1), number of single payments ( $n$ , Formula 9.2), and future value of a single payment ( $FV$ , Formula 9.2). Work with the general annuity due. Calculate the future value ( $FV$ , Formula 9.1) and the number of annuity payments ( $N$ , Formula 9.1). Finally substitute into the annuity payment formula and solve for Years.

**Perform**

Step 2:  $i = 8\%/1 = 8\%$ ;  $N = 1 \times 14 = 14$   
 compounds  $FV = \$25,000(1 + 0.08)^{14} = \$73,429.84$   
 Step 3:  $i = 3.25\%/2 = 1.625\%$

$$\begin{array}{c}
 \begin{array}{ccc}
 & & ?? \\
 & \left[ & \right] \\
 & 1 - \diamond & 2 \diamond \\
 & | & | \\
 \$73,429.84 = \$2,300 & | & (1 + 0.01625)^{12} | \times (1 + 0.01625)^2 \\
 & & 2 \quad 12 \\
 & | & | \\
 & (1 + 0.01625)^{12} - 1 & | \\
 & | & | \\
 & 1 - 0.997317^N & \\
 \end{array} \\
 31.840361 = \frac{0.002690}{0.085656} = 1 - 0.997317^N \ln(0.997317) = N \\
 \times \ln(0.914343) \\
 N = 33.332019 = 34 \text{ payments} \\
 34 = 12 \times \text{Years} \quad \text{Years} = 2.83 \diamond = 2 \text{ years, 10 months}
 \end{array}$$

**Calculator Instructions**

Stage	Mode	N	I/Y	PV	FV
Accumulation	END	14	8	-25000	0
Payments	BGN	Answer: 33.332019	3.25	-73429.84	23

**Present**

The annuity will last 2 years and 10 months before



## Section 12.1 Exercises

### Mechanics

In each of the following questions, solve for the unknown variable (identified with a ?).

Accumulation Stage			Payments Stage			
Present Value	Nominal Interest Rate	Period of Deferral	Annuity Payments	Annuity Payment Timing	Annuity Term	Nominal Interest Rate
1. ?	7.7% semi-annually	15½ years	\$4,200 quarterly	End	12 years	5.9% semi-annually
2. \$40,000	6.1% quarterly	?	\$908.56 monthly	Beginning	10 years	4.2% monthly
3. \$100,000	8.5% annually	20 years	\$20,000 semi-annually	Beginning	?	3.9% quarterly
4. \$17,500	7.5% monthly	14 years, 8 months	? annually	End	5 years	5% annually
5. \$28,900	8.2% quarterly	?	\$17,018.98 semi-annually	End	7 years, 6 months	2.8% annually
6. \$55,000	10.8% monthly	13 years, 10 months	\$9,850.80 quarterly	End	?	6.6% quarterly
7. ?	8.9% annually	11 years	\$1,500 monthly	Beginning	20 years	3% monthly
8. \$15,000	5.5% semi-annually	18 years	? monthly	Beginning	4 years	4.1% semi-annually

## Applications

- What is the present value of a deferred annuity with a deferral period of 17 years at 6.7% compounded semi-annually followed by a 10-year annuity due paying \$1,250 every month at 4.78% compounded semi-annually?
- Your objective is an annuity due paying \$5,000 semi-annually for 5½ years at 4% compounded quarterly. How far in advance of this would you need to invest \$20,000 at 6.82% compounded monthly? Assume 30 days in a month.
- If \$38,000 is invested for 15 years at 9.4% compounded quarterly and then pays out \$10,000 at the beginning of each year while earning 2.4% compounded annually, how far from today would the last payment occur?
- Jeff and Sarah want an ordinary annuity to pay their daughter \$1,000 monthly for three years and nine

months for the duration of her educational studies starting August 1, 2024. What lump-sum amount do they need to invest on August 1, 2014, if the deferred annuity can earn 6.6% compounded monthly during the accumulation stage and 4% compounded quarterly during the income payments stage?

- On July 13, 2011, Harriet invested \$24,500 at 8.35% compounded semi-annually. Ten years later, she plans on withdrawing \$5,000 at the end of every three months. If the income annuity can earn 4.5% compounded monthly, on what date will Harriet receive her last payment?
- At the age of 44, Parker just finished all the arrangements on his parents' estate. He is going to invest his \$80,000 inheritance at 5.5% compounded quarterly until he retires at age 55, and then wants to receive month-end payments for the next 25 years. The income annuity is expected to earn 3.85% compounded annually. What are his monthly annuity payments during his retirement?
- Helga invested \$34,000 on September 24, 2010, at 7.75% compounded monthly. She plans on using the money to fund an annuity due starting January 24, 2028, with the last payment being made on December 24, 2045. If the annuity due is expected to earn 5.8% compounded monthly, how much will she receive each month?

## Challenge, Critical Thinking, & Other Applications

- ING Direct just purchased a loan contract on its date of sale from a small retailer for \$3,350.64 at a negotiated rate of 18% compounded monthly. If the contract calls for 24 month-end payments of \$200 after a period of no payments, how long is the deferral period?
- Consider the following two investors saving into their RRSP earning 9% compounded annually throughout:
  - Scully invests \$275 at the end of every month from age 18 to age 35, then stops contributing until age 65 retirement.
  - Mulder starts his RRSP later and invests \$275 at the end of every month from age 35 to age 65.
- How much more money does the person with the higher balance have at age 65?
- How much money did each investor nominally put into the RRSP?
- What time value of money concept is being illustrated?
- Once Jason graduated college at age 22, he invested \$350 into his RRSP at the beginning of every month until age 40. He then stopped his contributions and let the amount earn interest until today, when at age 62 he decided to retire. He wants his retirement money to last until age 85. If his account can earn 10.4% compounded quarterly before age 62 and 4.8% compounded annually after that, how much money can he expect to receive at the end of every quarter?
- Amber would like her RRSP earning 5.1% compounded semi-annually to pay her \$2,500 at the end of every month for 20 years once she retires at age 65. What lump-sum amount at age 25 would Amber need to invest? Suppose she can get rates of 11.2% compounded annually for the first 35 years followed

by 5.9% compounded annually until she needs the money at retirement.

- Compute the following scenarios using different interest rates of 6%, 8%, and 10% compounded annually throughout.
- What is the present value of a deferred annuity with a 10-year deferral period followed by a 10-year ordinary annuity with annual \$10,000 payments?
- What is the annual annuity payment if a lump sum of \$50,000 is invested for 10 years followed by a 10-year ordinary annuity?
- What is the term of the annuity if a lump sum of \$50,000 is invested for 10 years followed by an ordinary annuity paying \$20,000 annually?
- Discuss your observations from all of the above scenarios.

## : CONSTANT GROWTH ANNUITIES

---

(Always Wanting More)

Many experts recommend that you should save around 10% of your annual income toward your RRSP contributions. Like most people, when you graduate college or university, your employer will offer you a starting salary that is usually at the lower end of their pay scale. In most companies, you are then eligible to receive annual raises in accordance with a predetermined pay structure or through performance reviews. This represents an annual income that always rises. As a result, your RRSP contributions should always rise annually too.

All annuity calculations so far have permitted fixed contributions only. More realistically, in many financial situations, such as your RRSP, the annuity payments should constantly increase on a regular basis. For this situation you need to study constant growth annuities.

### The Concept of Constant Growth

A

**consta**

**nt**

**growt**

**h**

**annuit**

**y** is an

annuit

y in

which

each

annuit

y

payme

nt is

increas

ed by a  
fixed  
percent  
age.  
The  
figure  
here  
illustra  
tes a  
\$1,000  
initial  
payme  
nt  
growin  
g by 5%  
with  
each  
subseq  
uent  
payme  
nt.

I

n  
additi  
on to  
your  
RRSP  
contri  
butio  
ns,  
annuit  
y  
payme  
nts are  
regula  
rly  
increa

sed in  
many  
situati  
ons:

- When you draw from your retirement savings, you must increase your payments each year to keep up with the cost of living. This increasing demand on your retirement

fund must be factored into a proper RRSP savings plan.

- Payments by the Canada Pension Plan and Old Age Security, along with most private company pension plans, increase annually to match the rate of inflation.

The change in each payment is a fixed percentage and therefore represents a percent change in the annuity payment. This can be represented by the percent change symbol,  $\Delta\%$ , used in Section 3.1. This variable represents the periodic percent change, where the period is consistent with the payment interval. Thus, if the payments are monthly then the percent change variable needs to be expressed as the percent change per month.

## The Impact of Constant Growth on the Annuity Payment

To understand how constant growth affects the annuity payment variable, take a look at how the first four payments in any constant growth annuity are represented. Recall in annuities that  $N$  represents the number of payments, therefore:

$N = 1$ : First payment =  $PMT = PMT(1 + \Delta\%)^{N - 1}$  (since  $N = 1$ , this produces a zero exponent on the percent change)

$N = 2$ : Second payment =  $PMT(1 + \Delta\%) = PMT(1 + \Delta\%)^{N - 1}$

$N = 3$ : Third payment =  $PMT(1 + \Delta\%)(1 + \Delta\%) = PMT(1 + \Delta\%)^2 = PMT(1 + \Delta\%)^{N - 1}$

$N = 4$ : Fourth payment =  $PMT(1 + \Delta\%)(1 + \Delta\%)(1 + \Delta\%) = PMT(1 + \Delta\%)^3 = PMT(1 + \Delta\%)^{N - 1}$

Notice that every annuity payment ultimately is represented by  $PMT(1 + \Delta\%)^{N - 1}$  regardless of the number of annuity payments made.



## The Impact of Constant Growth on the Annuity Interest Rate

You must adjust the annuity periodic interest rate to isolate the growth in the annuity from interest, since the growth in the annuity payments is already reflected in the  $PMT(1 + \Delta\%)^N - 1$  above. Over the course of any single period, interest compounds at a rate calculated as  $1 + i$ . On the other hand, contributions over the same time period grow by  $1 + \Delta\%$ .

Therefore, the interest in the account grows more than the growth in the contributions by a rate that is calculated by:

$$\frac{(1 + i) - 1}{(1 + \Delta\%)}$$

For illustrative purposes, assume an annuity with a periodic interest rate of 10% and a periodic growth rate of 5%.

Apply the above calculation:

$$1 + 0.1$$

$$1 + 0.05$$

$$- 1 =$$

$$1.1$$

$$1.05$$

$$- 1 = 0.047619$$

Therefore, each period the net growth attributable solely to interest represents a periodic compounding of 4.7619% and not 10%. This interest rate, sometimes called the **net rate**, must replace the periodic interest rate you use in all annuity formulas.



### The Formula

The four formulas for the future value and present value of both ordinary and annuity dues are shown below, incorporating the concept of constant growth. Notice in every formula that the periodic interest rate is changed to net rate.

PY

The percent change formula in the denominator does not require the <sup>CY</sup> exponent since the variable is already expressed in the same periodic terms as the payments.

- **Future Value Formulas.** The annuity payment is modified to incorporate the growth in the payments from PMT to  $PMT(1 + \Delta\%)^{N-1}$  as previously illustrated. The first payment has zero growth, which results in an exponent having one period of growth less than the number of payments made.
- **Present Value Formulas.** When bringing the annuity back to its beginning, this represents the 0th payment since a first

payment has not occurred yet. Applying the  $PMT(1 + \Delta\%)^{N-1}$  formula results in

$1 + \Delta\%$

$PMT(1 + \Delta\%)^{0-1} = PMT(1 + \Delta\%)^{-1} = \frac{PMT}{1 + \Delta\%}$ , which then substitutes for PMT in the formula.

$FV_{ORD} = PMT(1 + \Delta\%)^{N-1}$ <p>Formula 12.1: Future Value of a Constant Growth Ordinary Annuity</p>	$PV_{ORD} = \frac{PMT \left[ \frac{1 - (1 + \Delta\%)^{-N}}{1 + \Delta\% - 1} \right]}{(1 + \Delta\%)^{PY}}$ <p>Formula 12.3: Present Value of a Constant Growth Ordinary Annuity</p>
$FV_{DUE} = PMT(1 + \Delta\%)^{N-1} \times (1 + \Delta\%)^{PY}$ <p>Formula 12.2: Future Value of a Constant Growth Annuity Due</p>	$PV_{DUE} = \frac{PMT \left[ \frac{1 - (1 + \Delta\%)^{-N}}{1 + \Delta\% - 1} \right]}{(1 + \Delta\%)^{PY}} \times (1 + \Delta\%)^{PY}$ <p>Formula 12.4: Present Value of a Constant Growth Annuity Due</p>

Make the following notes about the variables:

- **PMT.** Every payment is constantly increasing in a constant growth annuity. Therefore, the first payment is the clearly identifiable value. To ascertain the value of any other payment, use the formula  $PMT(1 + \Delta\%)^{N - 1}$ , as illustrated previously. For example, if a \$1,000 payment is growing at 5% and the value of the 10th payment needs to be known, it is calculated as  $\$1,000(1 + 0.05)^{10 - 1} = \$1,551.33$ .
- **i.** The rate of interest resulting from Formula 9.1, converted to match the payment interval if necessary.


The periodic interest rate is adjusted to reflect the net rate by dividing it by  $1 + \Delta\%$ .

- $\Delta\%$ . The periodic percent change matching the payment interval between each successive payment in the annuity. If payments are made quarterly, then the percent change per quarter is required. The value of  $\Delta\%$  in these formulas is restricted to a value less than the equivalent periodic interest rate  $i$  (where  $i$  is expressed as the interest rate per payment

CY

interval). Situations where  $\Delta\% \geq (1 + \text{??})^{\text{PY}} - 1$  are beyond the scope of this textbook. If  $\Delta\%$  is assigned a value of 0%

then these formulas revert back to Formulas 11.2 to 11.5, respectively. Hence, the formulas from Chapter 11 are sometimes referred to as **zero growth annuity formulas** and represent simplified versions of these complete annuity formulas.



### How It Works

Follow the same steps discussed for future value in Section 11.2 and the steps for present value in Section 11.3. The only notable difference is that you must identify the periodic growth rate for the annuity payment and, of course, use the new Formulas 12.1 to 12.4. Figure 12.12 illustrates a typical timeline when constant growth is involved. Note the  $\Delta\%$  after the annuity type and that only one of FVORD, FVDUE, PVORD, or PVDUE ever appears on the timeline.

The most common applications involving constant growth annuities require you to calculate the future value, present value, or the first annuity payment. In the first two cases, you use Formulas 12.1 to 12.4 to solve for FV and PV. If the first annuity payment is the unknown variable, you can rearrange any of Formulas 12.1 to 12.4 algebraically to isolate PMT as needed.



### Important Notes

Most financial calculators, including the Texas Instruments BAII Plus, are not pre-programmed with constant growth annuities. They are designed to handle fixed payment annuities only.

That said, on the web or in your readings you may come across methods that show you how to adapt your calculator input to “trick” the calculator. It is important to note that these methods are generally complex, requiring you to memorize a lot of adaptations and conditional modifications. Outputs are not necessarily correct unless further adapted. Ultimately, these tricks are not recommended. This textbook solves constant growth annuities only using formulas and through the Excel template.

## TOP SECRET

### Paths To Success

Although all of the discussion has been about growth, you can also use these formulas in situations involving constant  $CY$

reduction since the requirement of  $\Delta\% < (1 + r)^{PY} - 1$  remains true. Use a negative value for the growth rate in all calculations.

Additionally, if you wish to know the total value of the annuity payments in a constant growth annuity, you can use Formula 11.2 with a few adaptations:

- Treat the first payment as the annuity payment amount or PMT.
- $PY$   
Substitute the periodic growth rate for the equivalent periodic interest rate while setting  $CY$  and  $PY$  both to 1. This eliminates the  $CY$  exponent.
- Retain using  $N$  as the number of payments.

Thus, substituting and simplifying produces the following calculation:

$$\text{Sum of constant growth payments} = PMT \diamond$$



## Give It Some Thought

$$\frac{[(1 + \Delta\%)^N - 1]}{\Delta\%} \quad \blacklozenge$$

If an annuity payment is increased by \$5 each time from \$100 to \$105 to \$110 to \$115, does this represent a situation of constant growth?

**Example 12.2A: Constant Growth RRSP Contributions**

Bradford is 27 years old and starts investing \$3,000 per year into his RRSP earning 9% compounded annually. He decides that each year he will increase his contributions by 2.5%. Calculate the maturity value at age 65 for both an ordinary annuity and an annuity due.

<b>Plan</b>	If every payment is increasing by a fixed percentage, then this is a constant growth annuity. Calculate two maturity values, one for the ordinary annuity, or FVORD, and one for the annuity due, or FVDUE.	
<b>Understand</b>	<p>What You Already Know</p> <p>Step 1: There are annual contributions with an annual compound interest rate. The beginning payment creates a simple constant growth annuity due, while the end payments create an ordinary simple constant growth annuity. The timeline is below. Step 2: Both annuities: PV = \$0, IY = 9%, CY = 1, PMT = \$3,000, PY = 1, Years = 38, Δ% = 2.5%</p>	<p>How You Will Get There Step 3: Apply Formula 9.1. Step 4: With PV = \$0, skip this step. Step 5: Apply Formula 11.1 and Formulas 12.1 and 12.2.</p>
<b>Perform</b>	<p>Step 3: <math>i = 9\%/1 = 9\%</math>                      Step 5: <math>N = 1 \times 38 = 38</math> payments</p> $FV_{ORD} = \$3,000(1 + 0.025)^{37} \left[ \frac{(1 + 0.09)^{38} - 1}{(1 + 0.025)^{38} - 1} \right] = \$1,102,199.91$ $FV_{DUE} = \$1,102,199.91 \times (1 + 0.09)^1 = \$1,201,397.90$	
<b>Present</b>	The 38 contributions amount to a total principal contribution of \$186,681.89. The maturity value of the ordinary annuity is \$1,102,199.91 and the annuity due is one compound higher at \$1,201,397.90.	

**Example 12.2B: Investment Necessary to Support a Constant Growth Annuity**

How much money is required today to fund a 10-year annuity earning 5.6% compounded quarterly where the first monthly payment will be \$2,000 and each payment will grow by 0.2%? Calculate as both an ordinary annuity and annuity due.

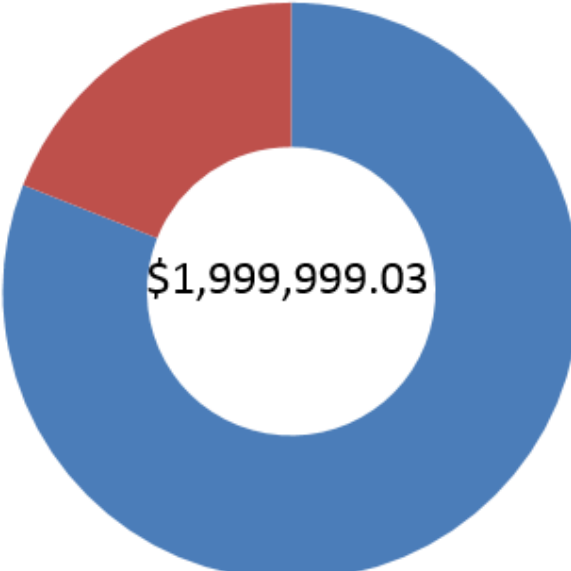
<b>Plan</b>	If every payment is increasing by a fixed percentage, then this is a constant growth annuity. Calculate two prices for the ordinary annuity, or PV <sub>ORD</sub> , and one for the annuity due, or PVDUE.	
<b>Understand</b>	What You Already Know Step 1: There are monthly payments with a quarterly compound interest rate. The beginning payments create a general constant growth annuity due, while the end payments create an ordinary general constant growth annuity. The timeline appears below. Step 2: Both annuities: FV = \$0, IY = 5.6%, CY = 4, PMT = \$2,000, PY = 12, Years = 10, Δ% = 0.2%	How You Will Get It Apply Formula 9.3 Step 4: With FV = 0 Step 5: Apply Formulas 12.3.1 and 12.3.2
<b>Perform</b>	<div style="border: 1px solid black; padding: 5px; margin-bottom: 10px;"> </div> Step 3: $i = 5.6\%/4 = 1.4\%$ Step 5: $N = 12 \times 10 = 120$ payments $PV_{ORD} = \frac{\$2,000}{1 + 0.002} \left[ \frac{1 - \frac{(1 + 0.002)^{120}}{(1 + 0.014)^{12}}}{(1 + 0.014)^{12} - 1} \right] = \$205,061.74$ $PV_{DUE} = \$205,061.7409 \times (1 + 0.014)^{12} = \$205,061.7409 \times 1.004645 = \$206,014.26$	
<b>Present</b>	The 120 payments each increased by 0.2% amounts to a total payout of \$270,944.49. To fund these payouts, an ordinary constant growth annuity requires \$205,061.74 today, whereas a constant growth annuity due requiring the first payment immediately would require \$206,014.26.	



**Example 12.2C: Where to Start?**

After a discussion with her financial adviser on February 28, 2012, Jennifer has determined that she needs \$2 million in her RRSP when she turns 65 in 2051. She has decided to start making annual contributions to her RRSP starting February 28, 2013, and grow those contributions by 3% annually. If her RRSP can earn 8.5% compounded annually, in what amount should she make her first contribution?

<b>Plan</b>	If every payment is increasing by a fixed percentage, then this is a constant growth annuity. Calculate the amount of each payment (PMT).	
<b>Understand</b>	<p><b>What You Already Know</b></p> <p>Step 1: There are annual contributions at the end of the interval with an annual compound interest rate. Therefore, this is an ordinary simple constant growth annuity. The timeline appears below.</p> <p>Step 2: <math>PV = \\$0</math>, <math>FV_{ORD} = \\$2,000,000</math>, <math>IY = 8.5\%</math>, <math>CY = 1</math>, <math>PY = 1</math>, <math>Years = 39</math>, <math>\Delta\% = 3\%</math></p>	<p><b>How You Will Get It</b></p> <p>3: Apply Formula 9.3.1</p> <p>Step 4: With PV = 0, FV = 2,000,000, IY = 8.5%, PY = 1, Years = 39, <math>\Delta\% = 3\%</math>, apply Formula 12.1. Once you have PMT, rearrange this formula, rearrange</p>

<p><b>Perform</b></p>	<p>Step 3: <math>i = 8.5\%/1 = 8.5\%</math>                  Step 5: <math>N = 1 \times 39 = 39</math> payments</p> $2,000,000 = PMT(1 + 0.03)^{38} \left[ \frac{(1+0.085)^{39} - 1}{(1+0.085) - 1} \right] \frac{1}{(1+0.03)^0}$ $2,000,000 = PMT(380.340030) \frac{1}{0.053398}$ $2,000,000 = PMT(380.340030)$ $5,258.45 = PMT$	
<p><b>Present</b></p>	<p>Jennifer's first payment is \$5,258.45 and then increased by 3% each year for her 39 payments to provide enough principal to achieve her \$2,000,000 financial goal. Note that because of the rounding of the first annuity payment, she in fact ends up marginally short of her goal in the amount of \$0.97.</p>	<div style="text-align: center;">  <p><b>\$1,999,999.03</b></p> <ul style="list-style-type: none"> <li>■ 8.5% Interest = \$1,999,999.03</li> <li>■ 39 Payments = \$379,840.10</li> </ul> </div>



## Section 12.2 Exercises

### Mechanics

Solve each of the following constant growth annuities for

- The future value
- The present value

	Rate of Growth	Interest Rate	First Annuity Payment	Payment Timing	Term
1.	0.75%	6% quarterly	\$3,000 quarterly	End	10 years
2.	1.5%	8% monthly	\$5,000 semi-annually	End	15
3.	0.25%	10% annually	\$150 monthly	Beginning	25 years, 11 months
4.	4%	8.5% annually	\$7,500 annually	Beginning	18 years
5.	3%	9.2% semi-annually	\$4,000 annually	End	40 years

Solve each of the following constant growth annuities for

- The first annuity payment
- The amount of the annuity payment corresponding to the payment number specified

	Rate of Growth	Value	Interest Rate	Payment Frequency	Payment Timing	Term	Payment Number
6.	0.15%	PVDUE = \$100,000	5.4% annually	monthly	Beginning	10 years	49
7.	3%	PVORD = \$350,000	4.75% quarterly	annually	End	15 years	6
8.	0.8%	FVDUE = \$500,000	7.75% monthly	quarterly	Beginning	25 years	90
9.	1.75%	FVORD = \$1,500,000	8.1% semi-annually	semi-annually	End	45 years	last

## Applications

- Yarianny wants to withdraw \$25,000 annually starting today for the next 20 years and will increase the withdrawals by 3.5% each year. If the annuity can earn 6% compounded semi-annually, how much money needs to be invested in the fund today?
- Nikolay wants to make annual contributions to his RRSP for the next 25 years. He will increase each annual payment by 4.5%, and the RRSP can earn 9.3% compounded annually. If he wants to accumulate \$250,000, what is the amount of his first payment today?
- A large municipality is saving up to build a new state-of-the-art publicly funded hockey arena to attract a National Hockey League (NHL) franchise. The municipality plans to invest \$20 million at the end of the budget year and will increase contributions by 4% each year as its operating budget is expected to rise in future years. If the investment can earn 6.6% compounded annually, how much money rounded to the nearest dollar will the municipality have in 10 years?
- A five-year union contract calls for a company to provide \$1 million in annual bonuses starting at the beginning of the first year and declining by 10% per year due to tough expected market conditions in the future. If the company wants to meet this commitment by putting a lump sum today into an investment earning 4.9% compounded quarterly, how much should it invest?
- Matthew bought a \$200,000 annuity earning 5.75% compounded monthly. It will pay him at the end of every month for the next 20 years. The annuity is designed to make a large payment initially and then decrease by 0.4% per payment.
- What is the amount of his first annuity payment?

- Halfway through the annuity, what will his payment be?
- What is the amount of his last annuity payment?
- Cisco Systems plans a dividend of \$1.50 per share at the end of the year and is expected to increase the dividend by 7% each year for the next 35 years. If an investor requires an interest rate of 12% compounded semi-annually on her investments, what is the value of a Cisco Systems share for that investor today based on the 35-year time horizon?
- An employee's pension fund is projected to have a value of \$900,000 when he retires. An actuary determines that the employee has a life expectancy of 17 years after retirement. The pension fund can earn 4.3% annually, and the month-end payments will constantly increase by 0.25%.
  - What is the amount of the first payment?
  - What is the amount of the last payment?
  - What is the total amount of the annuity payments over the entire term?

### Challenge, Critical Thinking, & Other Applications

- Harlen is 24 years old. His financial plan is to contribute \$4,000 at the end of every year to his RRSP until age 60, growing each annual payment by 4.25%. At that point, he plans on retiring and using the money to fund 25 years of retirement. His month-end withdrawals will increase by 0.25% each month. The investment can earn 8.5% compounded annually and then 4.5% compounded annually in retirement.
  - What is his total contribution to his RRSP?
  - What is the amount of his first retirement payment?
  - What are the total withdrawals he will make during retirement?
- The company accountant needs to record the current value of a pension liability for one of the company's employees. The employee just retired at age 67 and will receive \$40,000 at the beginning of every year, increasing by 4% each year. Corporate actuaries have pegged the employee's expected life span at an estimated 23 years past retirement. The pension fund can earn 6.2% compounded semi-annually.
  - What liability amount should the accountant record?
  - Rounded to two decimals, what percentage of that amount is a result of the growth in the employee's payments?
- Recalculate the value of the Cisco Systems share in question 15 if the forecasted dividends are expected to continue into the infinite future. (Hint: use a very large value for N.) Comment on the difference obtained between your answer to question 15 and your answer to this question.
- Examine the impact of different growth rates on your RRSP.
- Start with your contributions to save up for retirement. In all cases, assume a starting contribution of \$3,000 at the end of every year for a term of 40 years earning 9% compounded annually. Determine the future value of your RRSP with annual growth rates of 1%, 2%, 3%, 4%, and 5%. Also calculate the total

payments made to the RRSP along with the interest earned. Comment on the results.

- Now examine your withdrawals after you have retired. In all cases, assume a starting withdrawal of \$50,000 at the end of every year for a term of 16 years earning 4.8% compounded annually. Determine the present value required to fund your RRSP with annual growth rates of 1%, 2%, 3%, 4%, and 5%. Comment on the results.

## : PERPETUITIES

---

### (Are You Going to Live Forever?)

Some of the scholarships offered to students at your college were created decades ago, yet these scholarships continue to pay out money to students each and every year. Where does all of the money come from? Did somebody bestow a tremendously large endowment fund all those many years ago to sustain the scholarship over decades? Or does an individual or supporting organization simply pay it out of pocket each year? How is it possible for these scholarships to pay out through all the past years and all of the foreseeable years?

What would you do if you win a large lottery prize such as Lotto 6/49 or Lotto Max? Today's headlines continually showcase lottery winners who win "the big one," becoming overnight millionaires. With their new-found earnings, they rush out to buy million dollar homes and luxury vehicles and indulge in the pleasures of life. Sometime shortly thereafter, stories are told about how these millionaires file for bankruptcy. What if someone had told these people that instead of spending the money all at once, they could invest it and use the interest to live on forever; whole generations of their family could benefit from the winnings. Just imagine: if you invest \$5 million at 5% interest, you would earn \$250,000 of interest each and every year that you could withdraw endlessly.

These scenarios highlight the importance of perpetuities, which are annuities that have an infinite term. At your individual level, any sum of money you invest as a perpetuity can be used to generate income forever. At the professional level, many companies and not-for-profit organizations such as sports clubs establish scholarship programs and bursaries for their employees, members, or clients. In some contracts, payments such as royalties continue forever. Some dividend stocks have their price determined by indefinite future dividend amounts.

This section explores the concept of perpetuities. You will calculate the investment required to sustain a perpetuity along with the payment amount.

#### **What Are Perpetuities?**

A **perpetuity** is a special type of annuity that has fixed, regular payments continuing indefinitely. If the principal of the investment is never withdrawn, then the

interest earned each period can be withdrawn without affecting the future interest earnings of the investment. Therefore, the annuity continues to earn the same amount of interest each and every future interval and can pay out interest forever.

How can a single deposit of principal sustain an infinite amount of payments? Mathematically, money that occurs in a far distant future becomes worthless when it is brought back to today, where it has no value.

To illustrate the point of money being worthless today, the figure here calculates some present values of \$10,000 payments that occur far into the future. Through the various calculations, notice that when the payments occur farther into the future the present value diminishes to practically nothing. In fact, after about 160 years the \$10,000 becomes worth almost \$0 today. Any payments made after this point in time result in such minuscule additions to the present value that in essence they really have no further impact. Under this premise, it is then possible to determine a value today that is equivalent to the infinite future annuity payment stream.

## Ordinary Perpetuities and Perpetuities Due

A perpetuity is a special type of annuity. It comes in both ordinary and annuity due types. As well, the payment frequency and compounding frequency create either a simple or general annuity structure. Perpetuities can even occur after a deferral period, and hence deferred perpetuities are possible.

A typical timeline for a perpetuity appears here. It is identical to any other annuity timeline except for two distinguishing characteristics:

- **Future Time Period.** Instead of a specific time period being indicated on the right-hand side of the timelines, the word “Forever” appears, to represent the infinite nature of the perpetuity.
- **Equivalency of FV and PV.** The future value of the perpetuity is the same as the present value since only the interest is ever paid out and the principal is never touched.



### The Formula

Like the annuity formulas, the perpetuity formulas are designed to accommodate both simple and general annuities



PY through the <sup>CY</sup> exponent, which ensures that the compounding interval matches the payment interval. These new formulas represent simplified versions of Formulas 11.4 and 11.5. To illustrate, recall Formula 11.4:

$$PV = PMT \left[ \frac{1 - (1 + i)^{-N}}{i} \right]$$

ORD

$$\frac{(1 + i)^N - 1}{i}$$

Looking at the numerator, as N becomes increasingly larger the  $(1 + i)^N$  approaches a value of zero, which effectively removes it from the equation. This leaves a numerator of 1 over the denominator.

approaches a value of zero, which effectively

removes it from the equation. This leaves a numerator of 1 over the denominator.

*i* is Periodic Interest Rate: This is the rate of interest that is used in converting the interest to principal. It results from Formula 9.1. Continuing with the same requirement as any annuity, the interest rate period must always match the payment interval.

**PMT is Perpetuity Payment Amount:** The perpetuity payment is the money that is available for withdrawal each payment interval. It is equal to the exact amount of interest that the principal earns during a single payment interval.

PMT

**+1 is Perpetuity Due Adjustment:** The perpetuity due is larger than the ordinary perpetuity by one perpetuity payment since that payment is immediately taken from the principal, reducing the balance to an amount equal to the ordinary perpetuity.

$$PVORD =$$

$$\frac{CY}{(1 + ??)^{PY} - 1}$$

$$PVDUE$$

$$1$$


$$= PMT \cdot \frac{CY}{(1 + ??)^{PY} - 1}$$

$$+ 1$$

$$+ 1$$

**Formula 12.5: Ordinary Perpetuity Present Value**

**Formula 12.6: Perpetuity Due Present Value**



**How It Works**

The steps required to solve for the present value of a perpetuity remain essentially unchanged from solving for the present value of any annuity. These steps, introduced in Section 11.3, are reviewed for the case of perpetuities:

**Step 1:** Identify the perpetuity type. Draw a timeline to visualize the question.

**Step 2:** Identify the variables that may be known, including IY, CY, PMT, PY, and either PVORD or PVDUE. If a PVORD or PVDUE is known, then set the FV to the

same amount. If no present value is known, then set FV to \$0, since money in the distant future is worthless. Unlike in regular annuities, you do not need to identify Years because of the absence of N from all perpetuity calculations.

**Step 3:** Use Formula 9.1 to calculate  $i$ .

**Step 4:** You never require this step since the FV is located so far into the future that you can automatically ascertain that its present value is equal to zero.

**Step 5:** To calculate the present value, apply either Formula 12.5 or Formula 12.6, depending on the type of perpetuity.

As with regular annuities, if you are dealing with a deferred perpetuity then you must modify these procedures as you would to calculate deferred annuities (refer to Section 12.1). Most perpetuity applications require you to calculate either the investment needed (PVORD or PVDUE) or the payment (PMT). Use algebraic substitution and rearrangement when other variables are required.



### Important Notes

The BAII Plus calculator is set up for fixed term annuities only. Therefore, it has no specific built-in function or manner in which to enter a perpetuity. However, since a perpetuity is a specialized version of a regular annuity, a few minor adaptations to the annuity inputs allow you to calculate perpetuities. Input all variables as usual except for the changes shown in the table below.

Variable	Solving for PVORD or PVDUE	Solving for PMT
FV	Assign FV = 0 since money in the distant future is worthless today.	Assign FV equal to either PVORD or PVDUE, whichever is known. Recall that the principal is never touched.
N	Use a large value such as 10,000.*	Use a large value such as 2,500.*

\* This will place the FV far into the distant future. A larger value could be used, but this must be done with caution. Depending on the quantities appearing in the perpetuity calculation, the power resulting from the exponent of a very large N may exceed the computational abilities of the technology and produce an error. If you experience an error, try lowering the value of N by a little bit.

---

# TOP SECRET

---

## Paths To Success

Formulas 12.5 and 12.6 represent simplified versions of Formulas 11.4 and 11.5. If you find these new formulas confusing, or if you just want to remember a single formula for present values, you can solve any perpetuity question with the Chapter 11 formulas. If you use these formulas, you must substitute an extremely large value of  $N$  into the formula using the technology substitutions discussed in the table above.



### Give It Some Thought

- If a single payment is placed today into an ordinary perpetuity, will its future value be higher, lower, or the same?
- If a lump sum is placed today into a perpetuity due, will its future value be higher, lower, or the same?

**Example 12.3A: Implementing a New Employee Benefit Program**

Kendra is the human resources director and wants to offer a new employee perk through a corporate scholarship program. Each year, 10 scholarships are to be made available to the children of the company’s employees. If the first 10 scholarships are to be offered annually starting one year from now, what amount must be invested today at 7.5% compounded annually to fund the scholarship program in perpetuity?

<b>Plan</b>	Step 1: Calculate an amount today that must be invested such that it can pay out the needed funds at the end of every year. Payment and compounding intervals are the same, therefore this is an ordinary simple perpetuity. Determine the present value (PV <sub>ORD</sub> ).															
<b>Understand</b>	What You Already Know Step 1 (continued): The timeline for the perpetuity appears below. Step 2: IY = 7.5%, CY = 1, PMT = 10 × \$1,000 = \$10,000, PY = 1	How You Will Get There Step 3: Apply Formula 9.1. Step 4: Not needed for perpetuity. Step 5: Apply Formula 12.5.														
<b>Perform</b>	Step 3: $i = 7.5\%/1 = 7.5\%$ Step 5: $PV_{ORD} = \frac{\$10,000}{(1 + 0.075)^1 - 1} = \$133,333.33$	Calculator Instructions <table border="1" style="width: 100%; border-collapse: collapse;"> <thead> <tr> <th>Mode</th> <th>N</th> <th>I/Y</th> <th>PV</th> <th>PMT</th> <th>FV</th> <th>END</th> </tr> </thead> <tbody> <tr> <td>END</td> <td>10000</td> <td>7.5</td> <td>Answer: -133,333.3333</td> <td>10000</td> <td>0</td> <td>1</td> </tr> </tbody> </table>	Mode	N	I/Y	PV	PMT	FV	END	END	10000	7.5	Answer: -133,333.3333	10000	0	1
Mode	N	I/Y	PV	PMT	FV	END										
END	10000	7.5	Answer: -133,333.3333	10000	0	1										
<b>Present</b>	If Kendra has her company place \$133,333.33 into the perpetuity account, it will earn \$10,000 interest compounded annually each year, which will fund the scholarship program in perpetuity.															

**Example 12.3B: How Much Can Be Paid Out?**

In memory of his late father, who was a highly successful marketing manager, Brian would like to set up a marketing scholarship program with his university's school of business. He is able to donate \$100,000 from his father's estate to set up the fund. If the perpetuity fund can earn 6.3% compounded semi-annually and the first scholarship is to be provided immediately, what annual scholarship amount can the fund offer?

<b>Plan</b>	Step 1: Calculate the amount of the perpetuity payment that the contribution can sustain. Payments and compounding intervals are different, while payments start immediately. Therefore, this is a general perpetuity due. Determine the perpetuity payment amount (PMT).															
<b>Understand</b>	<p>What You Already Know</p> <p>Step 1 (continued): The timeline for the scholarship appears below.</p> <p>Step 2: IY = 6.3%, CY = 2, PVDUE = \$100,000, PY = 1</p>	<p>How You Will Get There Step 3: Apply Formula 9.1.</p> <p>Step 4: Not needed in perpetuities.</p> <p>Step 5: Substitute into Formula 12.6, rearranging for PMT.</p>														
<b>Perform</b>	<p>Step 3: <math>i = 6.3\%/2 = 3.15\%</math></p> <p>Step 5:</p> $\$100,000 = \text{PMT} \left[ \frac{1}{2} + \frac{1}{(1 + 0.0315)^1} \right]$ $\$100,000 = \text{PMT}(16.626892)$ $\$6,014.35 = \text{PMT}$	<p>Calculator Instructions</p> <table border="1"> <thead> <tr> <th>Mode</th> <th>N</th> <th>I/Y</th> <th>PV</th> <th>PMT</th> <th>FV</th> <th>P/Y</th> </tr> </thead> <tbody> <tr> <td>BGN</td> <td>2500</td> <td>6.3</td> <td>-100000</td> <td>Answer: 6,014.353018</td> <td>100000</td> <td>1</td> </tr> </tbody> </table>	Mode	N	I/Y	PV	PMT	FV	P/Y	BGN	2500	6.3	-100000	Answer: 6,014.353018	100000	1
Mode	N	I/Y	PV	PMT	FV	P/Y										
BGN	2500	6.3	-100000	Answer: 6,014.353018	100000	1										

Example 12.3C: Valuation of Common Shares One of the methods for valuing common shares is to determine the present value of its future dividends. If IBM Corporation is forecast to have year-end dividends of \$1.50 per share for the next three years followed by \$1.80 per share in perpetuity, how much should an investor be willing to pay if he requires a 12% compounded quarterly rate of return?

**Plan** Step 1: There are different compounding and payments, and payments are made at the end of the interval. Therefore, this is a combination of an ordinary general annuity for the first three years followed by an ordinary general perpetuity. Calculate the present value of the common shares (PVORD).

**Understand** What You Already Know Step 1 (continued): The timeline for the common shares appears below. Step 2: Ordinary General Perpetuity: IY = 12%, CY = 4, PMT = \$1.80, PY = 1

**How You Will Get There** Starting from the right side of the timeline, calculate the present value of the perpetuity first. Step 3: Apply Formula 9.1. Step 4: Not needed in perpetuities. Step 5: Apply Formula 12.5. Then calculate the present value of the three-year annuity. Step 6: Apply Formulas 9.2 and 9.5 (rearranging for PV) to find the future value single payment (which is the PVORD of the perpetuity). Step 7: Apply Formulas 11.1 and 11.4 to the annuity. Step 8: Add the results of step 6 and step

7 to get the share value today. Perform Step 3:  $i = 12\%/4 = 3\%$  Step 5:  $PV = \$1.80 = \$14.341622 \text{ORD}4(1 + 0.03)^1 - 1$  Step 6:  $N = 4 \times 3 = 12$  compounds  $\$14.341622 = PV(1 + 0.03)^{12}$   $PV = \$14.341622 \div (1 + 0.03)^{12} = \$10.058925$  Step 7:  $N = 1 \times 3 = 3$  payments  $3[1 - (1 + 0.03)^{-3}] | PV = \$1.50 | (1 + 0.03)^1 | = \$3.568914 \text{ORD}4 | (1 + 0.03)^1 - 1 ||$  Step 8:  $\$10.058925 + \$3.568914 = \$13.63$  Calculator Instructions Present If an investor desires a 12% rate of return on his investment, he would be willing to pay \$13.63 per share to receive the dividends in perpetuity.

**Present**

Brian's donation will allow an immediate scholarship amount of \$6,014.35, which will leave \$100,000 - \$6,014.35 = \$93,985.65 principal in the account. This principal amount will be able to earn \$6,014.35 in perpetuity each year.



## Section 12.3 Exercises

### Mechanics

Solve each of the following perpetuities for the missing value (identified with a ?).

Present Value	Interest Rate and Compounding Frequency	Payment Amount and Payment Frequency	Payment Timing
1. ?	4.85% annually	\$25,000 annually	End
2. ?	8.4% semi-annually	\$20,000 semi-annually	Beginning
3. \$1,000,000	3.95% annually	? annually	Beginning
4. \$2,400,000	4.4% quarterly	? quarterly	End
5. ?	5.35% quarterly	\$10,000 semi-annually	End
6. \$500,000	5.5% annually	? semi-annually	Beginning
7. \$750,000	5% monthly	? annually	End
8. ?	6.1% semi-annually	\$7,500 quarterly	Beginning

### Applications

- How much money is required today to fund a perpetuity earning 5.65% annually that needs to pay out \$17,000 at the end of each year?
- If \$2,500,000 was invested at 4.8% compounded semi-annually, what payment at the end of every six months could be sustained in perpetuity?
- The dean of the School of Business and Applied Arts at Red River College in Winnipeg wants to establish a scholarship program for the newly created finance major in its business administration



stream. He wants to distribute five \$2,000 scholarships annually starting immediately. How much money must he raise from college supporters if the perpetuity can earn 3.6% compounded monthly?

- Samson just won the grand prize of \$50 million in the Lotto Max lottery. If he invests the money into a perpetuity fund earning 5.5% compounded annually, what monthly payment can he expect to receive starting today?
- An investor states that he would be willing to pay \$25 for common shares to achieve his desired rate of return of 15% annually. What are the forecasted annual dividends starting one year from now?
- In 1910, an Aboriginal group signed a treaty with the British Columbia government in which they agreed to receive

\$1,542 annually in perpetuity. The government of today would like to pay off this debt. If prevailing interest rates are 3% compounded annually, how much should the Aboriginal group be willing to accept as payment in full for the perpetuity?

- The Coca-Cola Company is forecasted to have dividends of \$0.50 per share quarterly for the next five years, followed by dividends of \$0.70 per share quarterly in perpetuity. If an investor desires a 10% compounded annually rate of return, what amount would she be willing to pay per share?

### Challenge, Critical Thinking, & Other Applications

- Indigo's will states that \$150,000 is to be set aside into a fund that will make annual payments to her grandson starting when he turns 18 years old. If Indigo dies when her grandson is six years old and the fund can earn 4.9% compounded quarterly, what annual payment will he receive in perpetuity?
  - In 2009, the Canadian federal government committed \$1.5 million in annual operating funding for the Canadian Museum for Human Rights in Winnipeg, which is scheduled to open in 2014. If the government had funded the museum by setting up an ordinary perpetuity in 2009 that could earn prevailing interest rates of 3% compounded annually, how much money would have been required?
  - A rare example of perpetual bonds is the Consol bonds first issued by the British government in the 18th century. These perpetual bonds make end-of-quarter payments based on a semi-annual interest rate to the bondholders. If prevailing interest rates are 5%, what is the value of a bond today that pays \$29.92 in total per year?
- Explore the impact of the interest rate on the principal required to fund an ordinary perpetuity. If the

annual perpetuity payment is \$10,000, calculate the principal required at annual interest rates of 2%, 3%, 4%, 5%, and 6%. Comment on your findings.

- Explore the impact of the interest rate on the ordinary perpetuity payment for a fixed principal. If the principal is

\$100,000, calculate the perpetuity payment at annual interest rates of 2%, 3%, 4%, 5%, and 6%. Comment on your findings.

## : LEASES

---

### (I Will Just Borrow It for a While)

Average vehicle costs in North America have risen from \$10,668 in 1982 to \$25,683 in 2009,<sup>1</sup> a whopping 141% increase over 27 years. With vehicle purchase prices running well ahead of inflation, leasing now represents an attractive option for many Canadians with many added conveniences. On the upside, lease payments are substantially lower than purchase payments. As a bonus you are able to return your vehicle after a certain number of years and upgrade to the most recent models available. And while you are in possession of the vehicle, it usually remains under the manufacturer warranty, which minimizes your maintenance and repair expenses. On the downside, you never actually own the vehicle and always make car payments, while various research has also calculated that leasing is actually much more expensive than vehicle ownership in the long run.

Businesses take advantage of leasing not only for vehicles, but for real estate and office space along with production equipment and office equipment. Businesses constantly need to change to avoid obsolescence, particularly in their fleet of computers. As a business grows, it must expand or even change its office space. Leasing allows organizations to do all of this. Leasing also offers significant tax benefits to most companies as well.

This section explains the basic principles of a lease and then illustrates leasing calculations such as purchase prices, residual values, lease payments, and leasing interest rates.

#### **How Leases Work**

A **lease** is a contract by which the owner of an asset gives another party an exclusive right to possess and use the asset under specified conditions for a specific period of time in return for agreed-upon payments. In other words, you are able to borrow something for a period of time and make payments on it. At the end of the lease, the asset is usually returned to the owner, or it can be purchased outright for a depreciated price. The owner of the asset is known as the **lessor**, while the borrowing party is known as the **lessee**.

A typical leasing timeline is illustrated below. Important lease components include the present value, annuity timing, term, interest rate, and future value.

- **Present Value of the Lease.** The purchase price of an asset is known by many names, such as its selling price, list price, or even the manufacturer's suggested retail price (MSRP). A **down payment**, which is a portion of the purchase price required up front, may or may not be required depending on the asset being leased. If it is required, it is deducted from the purchase price to determine the amount of money being financed.
- **Annuity Timing.** All leases take the form of annuities due since you must first pay for the item before you are allowed to borrow it. Car dealerships will not let you drive that new car home until you demonstrate the financial capability to pay for it!
- **Lease Term.** A lease term is no different from an annuity term. It is the specified period of time for which the lessor leases the asset.
- **Lease Interest Rate.** The nominal interest rate and compounding frequency are determined by the owner of the asset. Most vehicle leases default to rates that are compounded monthly; however, advertisements typically present effective rates.
- **Future Value of the Lease.** The future value is more commonly known as the **residual value**, which is the projected value of an asset at the end of its lease term. A residual value does not necessarily occur in every lease calculation, as some assets, like computer equipment, may only have an insubstantial value upon lease expiration. Vehicle leases always have a

[1 Statistics Canada, \*New Motor Vehicle Sales, June 2011\* \(Catalogue no. 63-007-X, p. 15\), \[http://publications.gc.ca/collections/collection\\\_2011/statcan/63-007-X/63-007-x2011006-eng.pdf\]\(http://publications.gc.ca/collections/collection\_2011/statcan/63-007-X/63-007-x2011006-eng.pdf\) \(accessed August 18, 2013\).](http://publications.gc.ca/collections/collection_2011/statcan/63-007-X/63-007-x2011006-eng.pdf)

residual value. Thus, the lessee has a choice to give the car dealership either the keys to the car or a cheque in the amount of the residual value, thereby purchasing the car.

In accounting, under certain circumstances, when an officer of the company signs a lease for the acquisition of a capital good (i.e., a lease of an asset, not a rental of property like a building), this creates a debt. Most leases are closed and cannot be cancelled without severe financial penalties; therefore, a liability is recorded on the balance sheet. The amount recorded is the present value of the remaining lease payments, and it is calculated using a discount rate equivalent to the interest rate the business would have had to pay if the business had purchased the asset instead. The residual value, if any, is included in the amount of this debt, which is known as a **capitalized lease liability**.<sup>2</sup>

For example, assume a company signed a two-year lease with quarterly payments of \$1,000 and no residual value. Alternatively, it could have purchased the asset and financed it through a bank loan for 8% quarterly. Therefore, applying Formula 11.5, the present value of the eight \$1,000 payments discounted at 8% quarterly is \$7,471.99. This is the amount that appears on the balance sheet.



### The Formula

A lease is an annuity due involving some special characteristics. To solve a leasing situation you can use any of the Chapter 11 annuity due formulas.



### How It Works

The typical unknown variable in a leasing situation is the present value, future value, lease payment amount, or lease interest rate. To solve a lease for those variables you follow the exact same steps as found in Sections 11.2, 11.3, 11.4, and 11.6.



### Things To Watch Out For

Here are some of the most common mistakes made when working with leases:

- **Cash Flow Violation.** This mistake occurs when the cash flow sign convention on the calculator or in Excel is violated. From the perspective of the lessee, the present value of the lease is a positive number since the lessee is receiving the asset. Payments on the lease are therefore negative. The future value or residual value of the lease (if other than zero) is also a negative number, since it represents the amount still owing on the asset if the lessee wishes to purchase it.
- **Confusing the Present Value and the Purchase Price.** When calculating the present value of the lease, be careful to answer the question that is asked. If you need to know how much money was financed for the lease, this is your present value, whereas if you need to know the purchase price of the asset, you must add any down payment to the present value to arrive at the right answer.



### **Give It Some Thought**

Assume two cars are financed at the same amount at the same interest rate for the same period of time, but one is leased and the other is purchased. Are the lease payments larger than, smaller than, or equal to the purchase payments?

#### 2 For illustrative purposes this textbook makes some simplifying assumptions:

- Accounting rules require the asset to be recorded at the present value of the minimum lease obligations or its fair market value, whichever is less. The examples in this book assume that the present value is the lesser number.
- Accounting rules require at least one of four specific conditions to be met for a lease to qualify as a capital lease. The examples assume that this criterion is met.
- Issues involving capital leases such as depreciation or executory costs are ignored.

**Example 12.4A: What Will the Lease Payments Be?**

Mazda is advertising a new Mazda3 Sport with an MSRP inclusive of all taxes, deliveries, and fees for \$39,091.41. It offers a 48-month lease with a residual value of the vehicle is \$13,354.00. Determine the monthly lease payments if a \$2,500 down payment is made.

<p><b>Plan</b></p>	<p>Step 1: This is a leasing question, so payments are made at the beginning of each period. Model this as a general annuity due. Calculate the annuity payment amount (PMT).</p>	
<p><b>Understand</b></p>	<p>What You Already Know                  Step 1 (continued): The timeline for the vehicle lease appears below.                  Step 2:  <math>PVDUE = \\$39,091.41 - \\$2,500.00 = \\$36,591.41</math>,  <math>IY = 3.9\%</math>, <math>CY = 1</math>, <math>PY = 12</math>, <math>Years = 4</math>, <math>FV = \\$13,354.00</math></p>	<p>How You Will Get There Step 3: Apply Formula 9.1.                  Step 4: The future value needs to be moved to the start of the lease using Formula 9.3 (rearranged for PV). The calculated PV is money that must be added to the PVDUE from PVDUE to arrive at the amount required by the lease.                  Step 5: Apply Formulas 11.1 and 11.5 (rearranged for PMT).</p>
<p><b>Perform</b></p>	<p>Step 3: <math>i = 3.9\%/1 = 3.9\%</math>                  Step 4: <math>N = 1 \times 4 = 4</math> compounds, <math>\\$13,354 = PV(1 + 0.039)^4</math> <math>PV = \\$13,354 \div (1 + 0.039)^4 = \\$11,459.06497</math>                  new <math>PVDUE = \\$36,591.41 - \\$11,459.06497 = \\$25,132.34503</math>                  Step 5: <math>N = 12 \times 4 = 48</math> payments</p> $\$25,132.34503 = PMT \left[ \frac{1 - (1 + 0.039)^{-48}}{0.039} \right] \times (1 + 0.039)$ $0.141900$ $\$25,132.34503 = PMT \times 0.003193 \times 1.003193$ $PMT = \frac{\$25,132.34503}{44.578554} = \$563.78$	<p>Calculations</p> <p>M B P A</p>
<p><b>Present</b></p>	<p>With \$2,500 down on this vehicle, a four-year lease has beginning-of-month payments of \$563.78.</p>	

**Example 12.4B: Recording the Lease Liability**

Bradford Enterprises just updated its computer mainframe systems and leased its new equipment under a two-year contract requiring fixed quarterly payments of \$17,300. Alternatively, it could have borrowed the money through a financial institution at 6.5% compounded semi-annually. What liability amount (the capitalized lease liability) should be recorded on the company's balance sheet

- on the day the contract was signed?
- after five payments have been made?

**Plan**

Step 1: This is a leasing question, so payments are made at the beginning of the period. Quarterly payments with semi-annual compounding create a general annuity due. Calculate the present value (PVDUE) at two time points—today and after five payments.



**Understand**

**What You Already Know**

Step 1 (continued): The timeline for the computer equipment lease appears below.

Step 2:  $FV = \$0$ ,  $IY = 6.5\%$ ,  $CY = 2$ ,  
 $PMT = \$17,300$ ,  
 $PY = 4$ ,  $Years = 2$

**How You Will Get There** Step 3: Apply Formula 9.1.

Step 4: Since  $FV = \$0$ , skip this step.  
 Step 5: Apply Formulas 11.1 and 11.2 (for both today and after five payments)

**Perform**

Step 3:  $i = 6.5\%/2 = 3.25\%$

Step 5: a. For today,  $N = 4 \times 2 = 8$  payments

$$\frac{1 - \frac{1}{(1 + 0.0325)^8}}{0.0325}$$

$$PV_{DUE} = \$17,300 \left[ \frac{1 - \frac{1}{(1 + 0.0325)^8}}{0.0325} \right] \times (1 + 0.0325)^4 = \$130,954.37$$

b. After five payments,  $N = 4 \times \frac{3}{4} = 3$  payments left

$$\frac{1 - \frac{1}{(1 + 0.0325)^3}}{0.0325}$$

$$PV_{DUE} = \$17,300 \left[ \frac{1 - \frac{1}{(1 + 0.0325)^3}}{0.0325} \right] \times (1 + 0.0325)^4 = \$51,080.99$$

**Calculator Instructions**

Calculation	Mode	N	I/Y	PV	PMT	FV
Today	BGN	8	6.5	Answer: 130,954.37	-17300	0
After 5 payments	✓	3	✓	Answer: 51,080.99	✓	✓

**Present**

On the day that the computer equipment is leased, the accountants will record a lease liability of \$130,954.37. This amount will reduce with each payment, such that after five payments the liability would be \$51,080.99.

**Example 12.4C: What Is It Worth at the End?**

A Nissan 370Z Roadster A7 advertised in the local paper offers monthly payments of \$728.70 for 48 months at 3.83% compounded monthly. The lease requires a \$5,000 down payment, and the vehicle has an MSRP (including all fees and taxes) of \$53,614.83. What residual value is used in the calculation?

**Plan**

Step 1: This is a leasing question, so payments are made at the beginning of each period. Monthly payments with monthly compounding create a simple annuity due. Calculate its residual value, which is the same thing as the future value (FVDUE).

**Understand**

What You Already Know

Step 1 (continued): The timeline for the

vehicle lease appears below.

Step 2:

$PV = \$53,614.83 - \$5,000 =$   
 $\$48,614.83,$   
 $IY = 3.83\%, CY = 12, PMT =$   
 $\$728.70,$

$PY = 12, \text{Years} = 4$

How You Will Get There

Step 3: Apply Formula 9.1.

Step 4: For the PV, apply Formulas 9.2 and 9.3.

Step 5: Apply Formulas 11.1 and 11.2. The residual value is the

difference between the answers to step 4 (what the lessee owes) and step 5 (what the lessee paid).

<p><b>Perform</b></p>	<p>Step 3: <math>i = 3.83\%/12 = 0.31916\%</math>                  Step 4: <math>N = 12 \times 4 = 48</math> compounds; <math>FV = \\$48,614.83(1 + 0.003191)^{48}</math>  <math>= \\$56,649.58522</math>                  Step 5: <math>N = 12 \times 4 = 48</math> payments</p> $FV_{DUE} = \$728.70 \left[ \frac{(1 + 0.003191)^{48} - 1}{0.003191} \right] \times (1 + 0.003191)^{48}$ $= \$37,854.63271$ <p>Residual Value = <math>\\$56,649.58522 - \\$37,854.63271 = \\$18,794.95</math></p>	<p>Calculator Instructions</p> <table border="1" data-bbox="1193 317 1550 388"> <thead> <tr> <th>Mode</th> <th>N</th> <th>I/Y</th> <th>PV</th> </tr> </thead> <tbody> <tr> <td>BGN</td> <td>48</td> <td>3.83</td> <td>48614.83</td> </tr> </tbody> </table> <table border="1" data-bbox="1193 422 1624 499"> <thead> <tr> <th>PMT</th> <th>FV</th> <th>P</th> </tr> </thead> <tbody> <tr> <td>-728.7</td> <td>Answer: -18,794.95252</td> <td>1</td> </tr> </tbody> </table>	Mode	N	I/Y	PV	BGN	48	3.83	48614.83	PMT	FV	P	-728.7	Answer: -18,794.95252	1
Mode	N	I/Y	PV													
BGN	48	3.83	48614.83													
PMT	FV	P														
-728.7	Answer: -18,794.95252	1														
<p><b>Present</b></p>	<p>In determining the lease payments, Nissan expects its Roadster to have a residual value of \$18,794.95 after the four-year lease term expires. The owner will either have to pay this amount or give the keys back.</p>															

**Example 12.4D: What Rate Are They Using?**

An advertisement during *The Bachelorette* tells you that you can lease a Dodge Challenger SE for \$161.00 biweekly for five years. The MSRP of the vehicle is \$26,480, and a \$1,500 down payment is required. If the residual value of the vehicle is \$8,146.16, what annually compounded interest rate does the calculation use?

<b>Plan</b>	<p>Step 1: This is a leasing question, so payments are made at the beginning of each period. Monthly payments with monthly compounding create a simple annuity due. Calculate the annually compounded interest rate (IY) with CY = 1.</p>													
<b>Understand</b>	<p><b>What You Already Know</b></p> <p>Step 1 (continued): The timeline for the vehicle lease appears below.</p> <p>Step 2: PVDUE = \$26,480 - \$1,500 = \$24,980, CY = 1, PMT = \$161, PY = 26, Years = 5, FV = \$8,146.16</p>	<p><b>How You Will Get There</b></p> <p>Step 3: Apply Formulas 11.1 and 11.5. Enter this information into the calculator to solve for IY (which automatically applies Formula 11.1 to convert the <i>i</i> to an IY).</p>												
<b>Perform</b>	<p>Step 3: <math>N = 26 \times 5 = 130</math> payments</p> <div style="text-align: center;"> </div> $24,980 = 161 \left[ \frac{1 - (1 + ?)^{-130}}{?} \right] + \frac{8,146.16}{(1 + ?)^{-130}}$ <p style="text-align: center;">See calculator instructions for the solution. IY = 4.99%</p>	<p><b>Calculator Instructions</b></p> <table border="1"> <thead> <tr> <th>Mode</th> <th>N</th> <th>I/Y</th> <th>PV</th> <th>PMT</th> <th>FV</th> </tr> </thead> <tbody> <tr> <td>BGN</td> <td>130</td> <td>Answer: 4.989999</td> <td>24980</td> <td>-161</td> <td>-8146.16</td> </tr> </tbody> </table>	Mode	N	I/Y	PV	PMT	FV	BGN	130	Answer: 4.989999	24980	-161	-8146.16
Mode	N	I/Y	PV	PMT	FV									
BGN	130	Answer: 4.989999	24980	-161	-8146.16									
<b>Present</b>	<p>To arrive at payments of \$161 biweekly on a Dodge Challenger with \$1,500 down and residual value of \$8,146.16, Dodge is using a 4.99% compounded annually interest rate.</p>													



Section 12.4 Exercises

## Mechanics

For each of the following leases, determine the unknown variable (identified with a ?).

	Purchase Price	Down Payment	Lease Term (Years)	Nominal Interest Rate and Compounding Frequency	Lease Payment and Payment Frequency	Residual Value
1.	?	\$5,000.00	3	5% monthly	\$450.00 monthly	\$11,500.00
2.	\$39,544.35	\$3,000.00	3	3.75% annually	\$680.37 monthly	?
3.	\$45,885.00	\$4,500.00	4	5.9% monthly	? quarterly	\$9,750.00
4.	\$40,000.00	\$0.00	5	? annually	\$851.95 monthly	\$0.00
5.	\$85,000	\$15,000	1	9.99% monthly	\$5,609.67 monthly	?
6.	?	\$0.00	4	2.5% monthly	\$26,500.00 quarterly	\$0.00
7.	\$44,518.95	\$7,200.00	7	? quarterly	\$2,627.17 semi-annually	\$14,230
8.	\$175,000	\$10,000	6	13% semi-annually	? quarterly	\$5,000

## Applications

- A Ford F150 is on a 60-month lease at 5.99% compounded annually. Monthly payments are \$397.95, and a \$5,000 down payment was made. The residual value is \$5,525.00. What was the purchase price of the truck?
- Pitney Bowes leases office equipment to other businesses. A client wants to lease \$75,000 worth of equipment for 4½ years, at which point the equipment will have a residual value of \$7,850. If Pitney Bowes requires a 15% compounded annually rate of return on its lease investments, what quarterly payment does it need to charge the client?
- Franklin is the office manager for Cargill Limited. He just signed a six-year leasing contract on some new production equipment. The terms of the lease require monthly payments of \$32,385. If the alternative source of financing would have an interest rate of 7.3% compounded semi-annually, what capitalized lease liability should be recorded on the Cargill Limited balance sheet today?
- Harold is the production manager at Old Dutch Foods. He is considering leasing a new potato chip-making machine that will improve productivity. The terms of the 10-year lease require quarterly payments of \$35,125 including interest at 6.99% compounded monthly. If the equipment is valued at

\$1,315,557.95 today, what is the estimated residual value of the equipment when the lease expires?

- Simi is considering leasing some computer equipment and peripherals on a two-year lease. The purchase price of the equipment is \$40,674.35 with monthly payments of \$1,668.86 including interest. The residual value is estimated to be 7.5% of its original value. What quarterly compounded interest rate, rounded to two decimals in percent format, is Simi being charged?
- Xerox's outstanding sales agent, Sebastien, proudly boasts that he just completed a leasing arrangement on some new copier equipment for a three-year term at 17% compounded annually. It requires the client to make monthly payments of

\$2,375, and the equipment has a residual value of \$2,500. What was the leasing price of the copier equipment?

- Unger Accounting Services leases its office and computer equipment. One year ago, it signed a three-year lease requiring quarterly payments of \$1,600. Financing the equipment would have required a bank loan at 8.8% compounded monthly. How much has the capital leasing liability been reduced since the inception of the lease?
- Jerilyn operates a large farm in Alberta. She wants to lease a new harvester for her fields, one that has a purchase price of

\$120,000 and an estimated residual value of \$50,000 after five years. The farm equipment dealer offers her a lease with a 6% annually compounded interest rate. What will her annual payments be?

## Challenge, Critical Thinking, & Other Applications

- A rent-to-own transaction is similar to a lease, where payments are required up front and the residual value equals zero.
- What effective rate of interest (rounded to two decimals) is being charged for a two-year rent-to-own contract on a Panasonic camcorder with a purchase price of \$379 requiring monthly payments of \$79.88? What total amount of interest is paid?
- If the individual borrowed money on a high-interest credit card instead with a rate of 29.99% compounded daily, what would be the monthly payments? What total amount of interest is paid?
- Fehrway Tours needs three extra touring vehicles for the next operating year because of a temporary increase in demand for its tour routes. Fehrway can buy the vehicles from Greyhound Canada for \$175,000 each, or it can lease them for one year requiring monthly payments of \$7,350 each based on a residual value of \$110,000 each. If Fehrway purchases the vehicles, it requires financing at 6.6% compounded monthly and projects it could sell the vehicles for net revenue of

\$95,000 each after one year. Which option would you recommend that Fehrway pursue? How much better is the option in current dollars?

- Da-Young needs to record the total capital lease liability of her company. Based on the following outstanding capital leases, what amount should appear on her balance sheet?
- A five-year lease signed 2½ years ago requiring quarterly payments of \$3,400 at 3.95% compounded annually and a residual value of \$5,000.
- A seven-year lease signed 3¼ years ago requiring monthly payments of \$895 at 6.8% compounded quarterly.
- A lease signed today for two years requiring semi-annual payments of \$2,300 at 8.85% compounded annually with a residual value of \$7,200.
- Some equipment leased with a purchase price of \$200,000 three years ago on a six-year lease requiring semi-annual payments of \$18,686.62 at 4.35% compounded semi-annually with a residual value of \$21,000.
- Elena is shopping around for a one-year-old used Chevrolet Cobalt. The offers from three different used car dealerships are listed below. Which offer is financially best for Elena in current dollars? Calculate the present value and rank the three offers for Elena.
- Dealer #1: If she places \$3,500 down, her four-year monthly lease payments will be \$217.48 at 4.85% compounded monthly, and she will need to pay \$3,629 at the end to buy her car outright.
- Dealer #2: If she places \$3,000 down, her four-year monthly lease payments will be \$237.53 at 4.65% compounded monthly and she will need to pay \$3,400 at the end to buy her car outright.
- Dealer #3: If she places \$2,000 down, her three-year monthly lease payments will be \$259.50 at 4.5% compounded monthly and she will need to pay \$6,000 at the end to buy her car outright.

78.

## : APPLICATION: HOW TO PURCHASE A VEHICLE

---

### (Get Your Motor Running)

What is the cheapest way to acquire a vehicle? With 20 million cars on the road for 12 million Canadian households, that is an average of 1.7 cars per household in Canada. In fact, on average Canadians purchase about 10 to 12 cars in their lifetime. With average prices in the \$25,000 to \$30,000 range per vehicle, and factoring in rising inflation over your lifetime, you will spend approximately \$550,000 on acquiring vehicles! Yet despite this huge amount of money being spent, shockingly few consumers take the time to analyze their financing options critically. Would you spend \$550,000 without doing some research? I thought not.

This section guides you through the practical task of finding the cheapest of the alternatives for obtaining a vehicle. It lays out the four primary means of vehicle ownership and develops a procedure through which you can make a smart purchase decision.

#### **What Are the Choices?**

A few matters need to be cleared up from the outset. This section sticks to examining vehicle leases aimed at eventual ownership. Studies of vehicle leases have revealed that leasing a vehicle without intent to own is much more costly than ownership, even after factoring in maintenance and repairs. Give it some thought: Leasing a vehicle with no intent ever to own it means that you will be making monthly car payments for the rest of your driving life. That is called the “forever-in-debt” club. That does not sound like much fun, does it?

Smart vehicle ownership means exploring the various financial paths to vehicle ownership and ultimately choosing the lowest cost option that results both in 100% ownership of the vehicle for as long as you decide to retain the vehicle and in eventual termination of your car payments. That definitely sounds much more financially appealing.





One of the ways to purchase the vehicle is to pay cash for it. While this is technically possible, very few Canadians have \$30,000 lying around that they can just write a cheque against. Therefore, this option is not pursued as a normal alternative. If you cannot pay cash, then you must finance the purchase by borrowing the money from an organization.

The figure to the right illustrates the four paths available for a typical vehicle acquisition.

The two basic options are to lease the vehicle or purchase it. You can borrow the money from either the dealership or a financial institution of your choice (from here on just called a *bank* for simplicity), such as RBC or a credit union.

Note that if you lease the vehicle, you intend to pay the residual value upon the termination of the lease term.

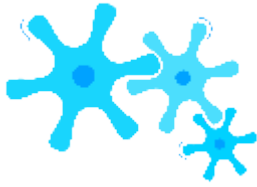
Through the Internet and publications such as newspapers and flyers, you can usually obtain a lot of information about each of these four options without having to visit the dealership or a financial institution. Sometimes you may have to look in the fine print. The goal is to explore your monthly payment under equal conditions for each of the four options and then select the lowest payment.



### The Formula

Borrowing funds for a car requires either a loan or a lease. Both options represent annuities and have previously been discussed in this textbook. Therefore, to figure out

your lowest cost alternative to vehicle ownership you do not need any new formulas, just a new process.



### How It Works

The secret to choosing well is that most vehicles actually have two prices at the dealership. One is the financing price and the other is a cash price, which results from a cash rebate that lowers the price. To be eligible to receive this cash rebate, the dealership must receive payment in full for the vehicle on the date of purchase. If you elect to have a bank be your source of funds, then the bank will provide a cheque to the dealership for the vehicle on your behalf, and therefore you will have paid cash! Thus, you need to borrow less money from the bank to acquire the vehicle since the cash price is lower. If you elect for the dealership to be your source of funds, then the dealership is not paid in full right away, and you are not eligible for the cash rebate. Thus, you pay the financing price, which is higher.

Start

Understand

Your

LeasingOptions

Understand

d

YourFinancing

g

OptionsFrom

DealershipFrom

om

BankFrom

DealershipFrom

om BankStep

1: Identify

alldealership

lease variables

and solve for

any

unknowns.Step

ep 2:

Determine the bank's equivalent leasing interest rate. Step 6: Determine the payments on the loan. Step 7: Determine the bank's equivalent loan interest rate. Step 3: Choose the lowest lease payment from either the dealership or the bank. Step 8: Choose the lowest loan payment from either the dealership or the bank. Step 4: Determine the residual value savings payments. Step 5: Total up the lease payments and residual

value  
payments. Step  
9: Choose  
the  
lowest payment!  
Of course, the  
dealerships  
want you to  
borrow from  
them since  
you pay the  
higher price  
and they  
receive an  
additional  
revenue  
stream from  
the interest  
they charge  
you.  
Dealerships  
put very  
tempting  
offers in front  
of consumers.  
Because most  
consumers do  
not  
understand  
the time value  
of money,  
they fail to  
compare  
these offers  
with other  
alternatives.

Do you pay more for the car but at a lower interest rate from the dealership, or do you pay less for the car but at a higher interest rate from the bank? Only a time value of money calculation can determine that. The consumer's best decision is based on which alternative has the lowest payment under equal conditions.

The steps for figuring out the lowest cost automotive option are illustrated the figure to

the right. To understand the process illustrated, it is much easier to obtain information on vehicles from dealership advertisements or websites.

Most commonly, the price of the vehicle is the same regardless of which dealership you might visit.

Therefore, acquiring the vehicle from a dealership commonly represents a singular path with known information. On the other hand, approximately 75 banks

and 485  
 credit unions  
 are available  
 to consumers  
 in Canada.  
 This  
 represents up  
 to 560  
 different  
 choices, from  
 which it  
 would be  
 extremely  
 time  
 consuming

to gather all required information. The process establishes a threshold against which the banks are compared. You need contact only those financial institutions that pass the initial screening.

**Step 1:** Understand your leasing terms from the dealership. You must identify your leasing variables, including the lease interest rate, lease term, leasing payment structure, any down payment required, the purchase price, and the residual value. If any of these variables is unknown, identify its value by applying the appropriate annuity due formula.

**Step 2:** Determine the equivalent leasing interest rate from your bank. Banks advertise interest rates, not payments. Thus, you calculate the interest rate a bank must charge to be equivalent to the dealership using the identical leasing structure using the same lease term, lease payments, compounding, and residual value. The present value used in this calculation is the dealer's purchase price from step 1 less the cash rebate. Solve for the bank's equivalent nominal interest rate (IY).

**Step 3:** Make your leasing decision. After conducting some research, if you find a bank with a lower interest rate than the calculated IY from step 2, then choose the bank lease (you should contact the bank to confirm the rate). Recalculate the leasing payments at the bank's interest rate. If you cannot find a lower interest rate from a bank, then select the dealership lease payments from step 1.

**Step 4:** A lease requires you to save up for the residual value. In choosing a leasing option, you also must save enough funds to pay off the residual value at the lease end. Set up an annuity due savings account using the same term and payment frequency. Use



an appropriate interest rate from your savings institution. Calculate the annuity payment required to meet your residual value savings goal.

**Step 5:** Total the lease payment. Your lease payment from step 3 plus the residual value annuity payment from step 4 is the total out-of-pocket commitment required per payment interval to own the vehicle through leasing.

That completes the analysis of the leasing alternative. The remainder of the steps now involve examining your financing options.

**Step 6:** Figure out the loan payment from the dealership. Using the same term and payment frequency as the lease, calculate the payments to purchase the vehicle. Remember that a vehicle loan is an ordinary annuity. Use the financing price of the vehicle and the financing interest rate (not the lease rate) offered by the dealership.

**Step 7:** Figure out the equivalent loan interest rate from your bank. Using the same process as in step 2, aim to determine the equivalent interest rate from a bank loan that matches the payments with the dealership. With an identical structure and using the cash price, calculate the bank's equivalent nominal interest rate (IY).

**Step 8:** Make the loan decision. If a bank offers an interest rate lower than the calculated IY from step 7, then select the bank loan (and you should probably contact the bank to confirm the rate). Recalculate the loan payments at the bank's interest rate. If you are unable to find a bank with a lower interest rate, then select the dealership loan payments from step 6.

**Step 9:** The final decision. In step 5, you calculated the total lease payment. From step 8, you have the lowest loan payment. The obvious choice is the lowest payment.



### Important Notes

- At any given point in time, numerous vehicle rebates that adjust the purchase price of the vehicle are available (subject to various conditions). If such rebates apply to your purchase situation, modify the vehicle's purchase price accordingly in your calculations.
- While leases are generally non-negotiable, the purchase price of a vehicle may be negotiable depending on the dealership and automotive manufacturer's policies. If haggling is allowed, estimate the amount by which you could reduce the purchase price and use the reduced amount for the calculations in steps 6 and 7.
- If you have a trade-in for your vehicle acquisition, the value of the trade-in is treated in the same manner as a down payment toward the vehicle. It reduces the purchase price, so you modify your calculations accordingly.

- The fundamental concept of time value of money says that to decide between the different leasing and financing timelines, all money must be moved to the same focal date. Note that in the process explained above you are making the final decision by comparing the payment amounts on the annuity due against the payment amounts on the ordinary annuity. A clear discrepancy in the timing of the payments is evident. In technically correct financial theory, to obey the fundamental

concept of time value of money these payment amounts should then be present valued to the start of the transaction (the focal date) and the lower present value should be chosen. However, the reality is that most consumers base their purchase decision on the payment amount and what they can afford rather than on the total amount. Therefore, it is more logical to base the car acquisition decision strictly on the physical out-of-pocket annuity payment amounts.

**Example 12.5A: How Should You Acquire This Vehicle?**

Haber Suzuki advertises a Suzuki SX4 Hatchback for sale. The following information is known:  
 Leasing information: Seven-year term, 0.9% compounded annually lease rate, \$90.75 biweekly payments, \$8,250 residual value, no down payment required.  
 Purchase information: Cash rebate of \$3,500 available, purchase financing at 2.99% compounded annually.  
 Bank options: The lowest vehicle lease rate from a bank is 4.4% compounded annually, while the lowest loan rate is 8.25% compounded annually.  
 Savings accounts: The best rate available is 2% compounded annually.  
 What is the lowest cost method to purchase this vehicle?


**Plan**

Examine the four paths to vehicle ownership and choose the path with the lowest biweekly payment.

**Understand**

What You Already Know	How You Will Get There
There are five timelines, one for each of the options (two leases, one savings account, two purchases):	Step 1: In the dealership lease, the purchase price of the vehicle for the lease is missing. Find the present value of the residual value by applying Formulas 9.1, 9.2, and 9.3 (rearranged for PV). Then apply Formulas 11.1 and 11.5 to
Dealership Lease: $IY = 0.9\%$ , $CY = 1$ , $PMT = \$90.75$ , $PY = 26$ ,	find the present value of the lease payments. Add the PV and PVDUE to arrive at the purchase price.
$FV = \$8,250$ , $Years = 7$	Step 2: In the bank lease, calculate the equivalent bank leasing interest rate.
Bank Lease:	Adjust the purchase price to reflect the cash price and use your calculator to

	PVDUE = Purchase Price – \$3,500,	solve Formula 11.5 for IY.
	CY = 1, PMT = \$90.75, PY = 26,	Step 3: If the bank rate is higher, choose the payment from step 1. If the bank
	FV = \$8,250, Years = 7	rate is lower, then recalculate the lease payment using Formulas 9.1, 9.2, and
	Residual Savings Plan: PV = \$0,	9.3 (rearranged for PV) to adjust the PVDUE and apply Formula 11.5
	IY = 2%, CY = 1, PY = 26,	(rearranged for PMT).
	FV = \$8,250, Years = 7	Step 4: In the residual savings plan, save to pay off the residual value using the
	Dealership Loan:	savings account interest rate. Apply Formulas 9.1 and 11.3 (rearranged for
	PVORD = Purchase Price,	PMT).
	IY = 2.99%, CY = 1, PY = 26,	Step 5: Add the payments from steps 3 and 4. This is the total lease payment.
	FV = \$0, Years = 7	Step 6: In the dealership loan, calculate the loan payments from the dealership
	Bank Loan:	by applying Formulas 9.1 and 11.4 (rearranged for PMT).



PVORD =  
Purchase  
Price –  
\$3,500,

CY = 1,

PMT =  
Dealer  
loan  
payment,

PY = 26,  
FV = \$0,  
Years =

Step 7: In the bank loan, calculate the equivalent bank loan interest rate.

Adjust the purchase price and use your calculator to solve Formula 11.4 for

Y.

Step 8: If the bank rate is higher, choose the payment from step 6. If the bank

rate is lower, recalculate the loan payment, first using Formulas 9.1 and 9.3

(rearranged for PV) to adjust the PVORD and then using Formula 11.4

(rearranged for PMT).

Step 9: Choose the lowest payment from step 5 or step 8.

Dealers  
hip Lease:

Bank  
Lease:

Residu  
al  
Savings:

Dealers  
hip Loan:

Bank  
Loan:

Perform

**Step 1:** Residual Value:  $i = 0.9\%/1 = 0.009$   
 $\$8,250 = PV(1 + 0.009)^7$   
 $PV = \$8,250 \div (1 + 0.009)^7$   
 Lease Payments:  $N = 26 \times 7 = 182$

$$PV_{DUE} = \$90.75 \left[ \frac{1 - (1 + 0.009)^{-26}}{0.009} \right]$$

Total PV = \$7,748.466949 + \$16,000 = \$23,748.466949  
 vehicle

**Step 2:** Cash price of vehicle = \$23,748.466949  
 11.5 (adjusting for residual value):

$$\$8,250 \left[ \frac{1 - (1 + ??)^{-26}}{??} \right] + \$20,260.44 - \frac{11,182}{(1 + ??)^{26}} = \$90.75 \left[ \frac{1 - (1 + ??)^{-26}}{??} \right]$$

From calculator, IY = 4.5331% compounded annually

**Step 3:** The bank lease rate of 4.4% is less than the bank's rate of 4.5331%. Choose the lease from the bank.

$i = 4.4\%/1 = 4.4\%$ ;  $N = 1 \times 7 = 7$   
 $\$8,250 = PV(1 + 0.044)^7$   
 $PV = \$8,250 \div (1 + 0.044)^7 = \$6,142.65$   
 new PVDUE = \$20,260.44 - \$6,142.65 = \$14,117.79  
 $N = 182$  payments (same as step 1)

$$PMT = \frac{\$14,117.79}{\left[ \frac{1 - (1 + 0.044)^{-182}}{0.044} \right]} = \$14,157.34039$$

$\$14,157.34039 = PMT \times 0.001657$

\$14,157.34039

PMT = 157.261348 = \$90.02

**Step 4:**  $i = 2\%/1 = 2\%$ ;  $N = 182$  payments (same as step 1)

$$\begin{aligned}
 & \frac{1}{1.02} \left[ \frac{(1 + 0.02)^{182} - 1}{0.02} \right] \\
 & \$8,250 = PMT \times \frac{1}{(1 + 0.02)^{182}} \\
 & \left[ \frac{(1 + 0.02)^{182} - 1}{0.02} \right] \\
 & 0.148685 \\
 & \$8,250 = PMT \times 1.000761 \\
 & 0.000761 \\
 & \$8,250
 \end{aligned}$$

PMT = 195.292254 = \$42.24

**Step 5:** The total lease payment is \$90.02 + \$42.24 = \$132.26 biweekly.

**Step 6:** Purchase price = \$23,760.44 (from step 1);  $i = 2.99\%/1 = 2.99\%$ ;  $N = 182$  payments

$$\begin{aligned}
 & \frac{1}{1 - 0.0299} \left[ \frac{(1 + 0.0299)^{182} - 1}{0.0299} \right] \\
 & \$23,760.44 = PMT \times \frac{1}{(1 + 0.0299)^{182}} \\
 & \left[ \frac{(1 + 0.0299)^{182} - 1}{0.0299} \right] \\
 & 0.186355 \\
 & \$23,760.44 = PMT \times 0.001133
 \end{aligned}$$

\$23,760.44

PMT = 164.365992 = \$144.56

**Step 7:** Cash price of vehicle = \$20,260.44 (from step 2).

$$\begin{aligned}
 & \frac{1}{1 - i} \left[ \frac{(1 + i)^{182} - 1}{i} \right] \\
 & \$20,260.44 = \$144.56 \times \frac{1}{(1 + i)^{182}} \\
 & \left[ \frac{(1 + i)^{182} - 1}{i} \right] \\
 & )26
 \end{aligned}$$

From calculator,  $IY = 8.0841\%$  compounded annually.

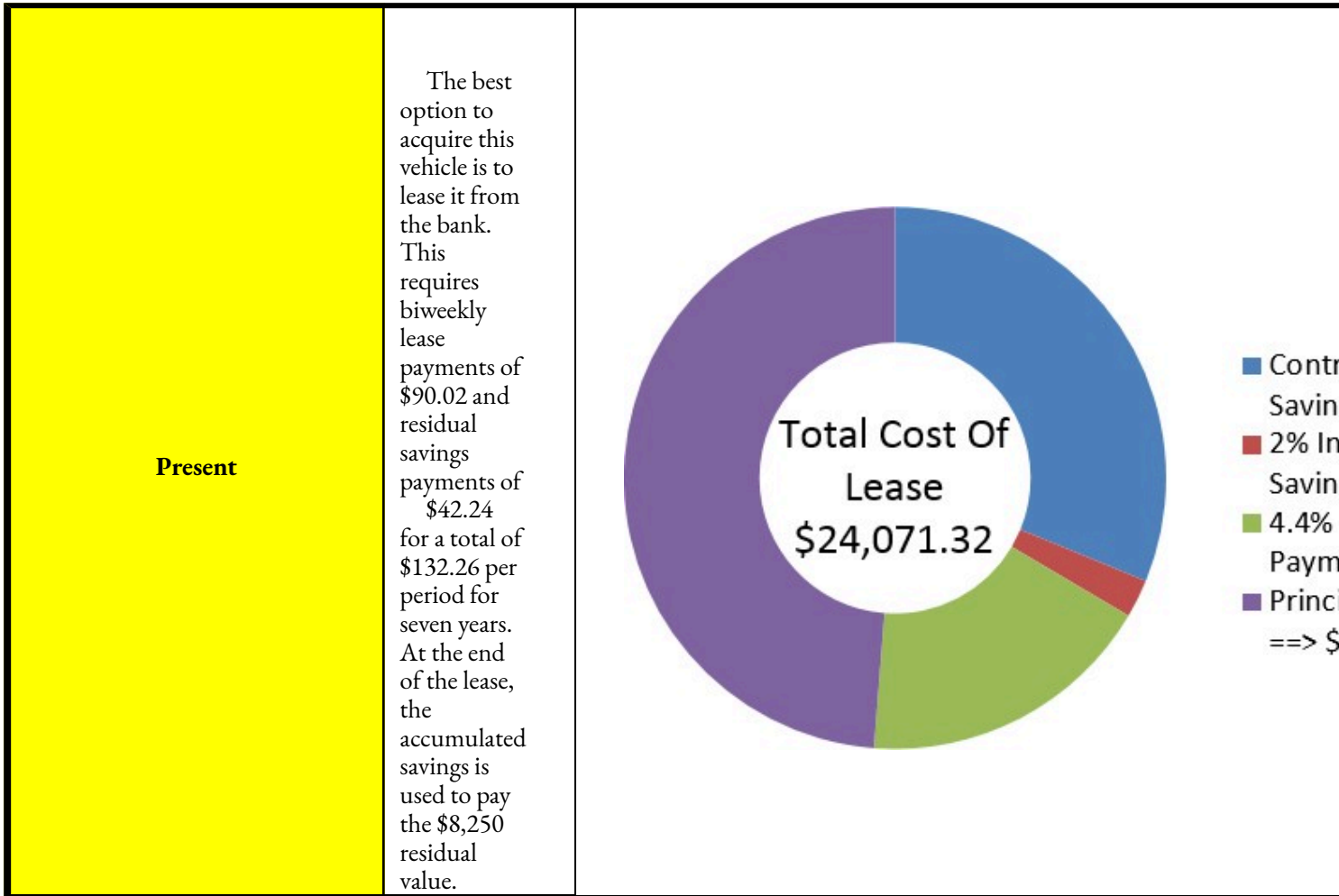
**Step 8:** Since the bank loan rate of 8.25% is higher than the equivalent loan rate of 8.0841%, and make payments of \$144.56.

**Step 9:** The lowest payment is from step 5, which is \$132.26.

Calculator Instructions

Step	Mode	N	I/Y	PV	PMT
1	BGN	182	0.9	Answer: 23,760.44352	-90.75
2	✓	✓	Answer: 4.533113	20260.44	✓
3	✓	✓	4.4	✓	Answer: -90.024284
4	✓	✓	2	0	Answer: -42.244378
6	END	✓	2.99	23760.44	Answer: -144.55812
7	✓	✓	Answer: 8.084126	20260.44	-144.56





### Section 12.5 Exercises

Because of the process required to make the vehicle purchase decision, this section offers only five exercises. You can solve these questions by the process presented using either formulas or the spreadsheet templates that accompany this text. For each of these questions, select the best method to acquire the vehicle based on the information provided. Identify the value of the payment under this best choice. Here are the options:

- Lease from the Dealership
- Lease from the Bank

- Loan from the Dealership
- Loan from the Bank

## Mechanics

Note that all interest rates in the table are compounded annually. Note for the Banking Information that after calculating the dealer rates, you would go online and see if you can find something lower; the banking information below represents the results of your search.

Vehicle	Dealer Leasing Information	Dealer Purchase Information	Banking Information
1. Chevrolet Silverado	3-year term 5.3% \$295.00/month \$17,810 residual value	\$2,000 cash rebate 5.79%	Lease Rate = 7.15% Loan Rate = 8.8% Savings Rate = 3%
2. Honda Civic	4-year term 2.4% \$236.46/month \$8,520 residual value	\$2,500 cash rebate 7.9%	Lease Rate = 8% Loan Rate = 10.9% Savings Rate = 2.25%
3. Acura ZDX	4-year term 2.4% \$699.00/month \$22,955.90 residual value	\$5,000 cash rebate 2.95%	Lease Rate = 6.6% Loan Rate = 8.3% Savings Rate = 3.15%
4. Dodge Grand Caravan	5-year term 4.99% \$141.00 biweekly \$13,005 residual value	\$6,500 cash rebate 0%	Lease Rate = 6.9% Loan Rate = 9.5% Savings Rate = 4.8%
5. Toyota Matrix	4-year term 0.9% \$401.90/month \$10,917.90 residual value	\$3,000 cash rebate 0.9%	Lease Rate = 5.9% Loan Rate = 5.95% Savings Rate = 2.95%

## : APPLICATION: PLANNING YOUR RRSP

---

### (When Can I Retire?)

How and when should you start planning your RRSP? When you are in your late teens or early twenties, you are probably not thinking much about your retirement income. You are at a stage in life when, besides paying for education or paying off student loans, you move out on your own and need to acquire many possessions ranging from appliances to furniture to transportation. Your income is probably at its lowest point in your career. You find yourself on a limited budget with high demands.

Ironically, though, this is the best time to start your RRSP. Throughout the last few chapters you have already witnessed the incredible power of compound interest. Through discussion, examples, and even some of the exercises, it should be clear that the earlier you invest your money, the less you have to pay out of your pocket to reach your retirement income goals.

But why should you go to the trouble and expense of contributing to an RRSP? For those counting on the government to provide retirement income, it was pointed out that the typical Canadian in retirement earns \$529.09 per month from the Canada Pension Plan (CPP) and \$514.74 from Old Age Security (OAS). Both of these amounts are pre-tax, which means your net income from these sources will be even less. This is not much to live off of.

Are companies not supposed to provide pension plans for their employees? While some companies do offer pension plans, these public and private-sector companies are few and far between. The Pension Investment Association of Canada (PIAC) manages approximately 130 pension funds representing approximately 80% of Canada's pension industry by asset size. In a 2007 study conducted by the PIAC, it found that approximately 20.5% of Canadian membership companies are either closing or considering closing their defined benefit pension funds. In Ontario, the percentage is much higher at 36.2%. These closures are in the private sector. Additionally approximately 20% of Canadian organizations are reducing future benefits.<sup>3</sup>

The bottom line is that you should not count on somebody else to create your retirement income for you. Also, do not bank on being lucky enough to work for a company that has a good pension plan. You need to take care of yourself.

This section introduces a simplified model of RRSP planning that reasonably approximates the financial commitment that will provide a satisfactory retirement income. Ultimately, you should always consult a financial adviser as you plan your RRSP.

### **Income Planning**

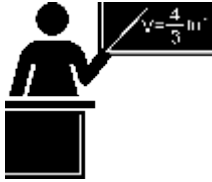
Income planning requires you to project future earnings, determine income needs in retirement, and then develop a savings plan toward that goal. Look at these details:

- **Projected Retirement Income.** The first step is to determine your annual retirement income at the age of retirement. The general consensus is that a retiree needs approximately 70% of pre-retirement gross income to live comfortably and maintain the same lifestyle. It is difficult to know what that amount will be 30 or 40 years from now. However, today's typical retirement income is known. The average Canadian needs about \$40,000 of gross income. You can adjust this number higher if necessary. You can then project today's amount forward to the age of retirement using an estimated rate of inflation based on historical data.
- **Principal Required at Age of Retirement.** The second step requires you to determine the principal needed to fund the annual income requirement at the age of retirement. You must estimate the number of years for which withdrawals are to be made from the RRSP balance. In essence, how long are you going to live? While no one knows the answer, the average Canadian male lives to age 78 while the average Canadian female lives to age 82. These are good starting points. It would not make sense to lower these numbers since you do not want to be caught short, but you could raise these numbers if necessary. A look at your parents, grandparents, and other ancestors combined with your own lifestyle choices might indicate the typical life span you may expect. While you are not guaranteed to live that long, at least you can base a reasonable financial decision upon it. You must also factor in inflation during the retirement years. Each year, your

[3 Pension Investment Association of Canada, \*Pension Plan Funding Challenges: 2007 PIAC Survey\*, December 2007, www.piacweb.org/files/Pension%20Plan%20Funding%20Challenges%202007%20PIAC%20Survey%20Dec%202007.pdf](http://www.piacweb.org/files/2007%20PIAC%20Survey%20Dec%202007.pdf) (accessed September 26, 2010).

income must rise to keep up with the cost of living. Finally, you should use a conservative, low-risk interest rate in these calculations because you certainly cannot afford to lose your savings to another “Black Monday” (which refers to October 19, 1987, when stock markets around the world crashed).

- **Annuity Savings Payments.** The final step is to determine the payments necessary to reach the principal required for retirement. You should consider that your income generally rises over your lifetime, which means as you get older you could afford to contribute a larger amount to your RRSP. Thus, contributions start small when you are young and increase as you grow older. The interest rate you use must reflect the market and your risk tolerance. Since 1980, the Toronto Stock Exchange (TSX) has averaged approximately 6% annual growth, which is a good starting point for determining what interest rate to use in your calculations.



### The Formula

RRSP planning does not involve any new formulas. Instead, you must combine previously studied single payment concepts from Chapter 9 and annuity concepts from both Chapters 11 and 12.



### How It Works

Your end goal is to calculate the regular contributions to your RRSP necessary to achieve a balance in your RRSP from which you can regularly withdraw in retirement to form your income. The calculations presented ignore other sources of retirement income such as the CPP or OAS, as if you were solely responsible for your own financial well-being. You can then treat any other income as bonus income. Follow the steps :

**Step 1:** Calculate the annual retirement income you will need. Choose a value of annual income in today's dollars along with an annual rate of inflation to use. Then, by applying Formulas 9.1 (Periodic Interest Rate), 9.2 (Number of Compound Periods for Single Payments), and 9.3 (Compound Interest for Single Payments) you can move that income to your required age of retirement.

**Step 2:** Calculate the present value of the retirement income. Most people receive their retirement income monthly, so you divide the result from step 1 by 12. Retirement income usually starts one month after retirement, thus forming an ordinary annuity. Using a reasonable annual rate of inflation, you also divide the inflation rate by 12 to approximate the growth rate to be used in calculating a constant growth annuity required during retirement.

Estimate the number of years the retirement fund must sustain and select a low-risk conservative interest rate. Then apply Formulas 9.1 (Periodic Interest Rate), 11.1

(Number of Annuity Payments), and 12.3 (Present Value of a Constant Growth Ordinary Annuity) to arrive at the principal required at the age of retirement.

**Step 3:** Calculate the annuity payment required to achieve your goal. If a single payment is already invested today, deduct its future value at the age of retirement (using Formulas 9.1, 9.2, and 9.3) from the amount of money determined in step two. The principal at the age of retirement (from step 2) now becomes the future value for the ordinary constant growth annuity. Use an interest rate that reflects market rates and your risk level, along with an appropriate growth rate you select for the annuity payments you will make. This growth rate may or may not match the growth rate determined in step 2. Thus, arriving at the annuity payment amount requires Formulas 9.1 (Periodic Interest Rate), 11.1 (Number of Annuity Payments), and Formula 12.1 (Future Value of a Constant Growth Ordinary Annuity) rearranged for PMT.



### Important Notes

This procedure approximates the required regular RRSP contribution. However, recognize that the procedure is somewhat simplified and certainly does not factor in all variables that may apply in an individual situation. It is always best to consult a certified financial planner to ensure that your RRSP plan works under current market conditions and under any applicable restrictions.

Also, the steps listed above also assume an ordinary annuity structure. In the event of an annuity due, substitute the appropriate annuity due formula as required.

## TOP SECRET

### Paths To Success

One of the hardest tasks in planning an RRSP is to guess interest rates and rates of inflation. If you are unsure of what numbers to use, some safe values are as follows:

- A rate of inflation or growth rate of 3% compounded annually, equalling 0.25% per month
- During retirement, an interest rate of 4% compounded annually
- While you contribute toward your RRSP, an interest rate of 6% compounded annually, based on the approximate historical average over the past 31 years (1980–2011) for the TSX.



### Give It Some Thought

Assume that two people—Person A and Person B—are saving for the same retirement amount under equal conditions except as noted. In each of the following cases, determine whose RRSP contributions are higher:

- Person A starts contributing at age 18 while Person B starts contributing at age 25.
- Person A earns 7% compounded annually while Person B earns 6% compounded annually.
- Person A contributes monthly while Person B contributes semi-monthly.
- Person A contributes through an ordinary annuity while Person B uses an annuity due.
- Person A earns 4.5% interest during retirement while Person B earns 4% interest during retirement.
- Person A has quarterly compounded earnings while Person B has monthly compounded earnings.

#### Example 12.6A: An 18-Year Old with No Savings Planning for Retirement

Jesse just turned 18 and plans on retiring when he turns 65. In today's funds, he wants to earn \$40,000 annually in retirement. Based on the past 50 years, he estimates inflation at 4.2% compounded annually. He would like to receive 20 years of monthly payments from his retirement money, which is forecasted to earn 4.5% compounded annually. He believes his RRSP can earn 6.25% compounded annually during his contributions, he has no money saved to date, and he would like to increase each payment by 0.5%. One month from now, what is the amount of his first monthly RRSP contribution?

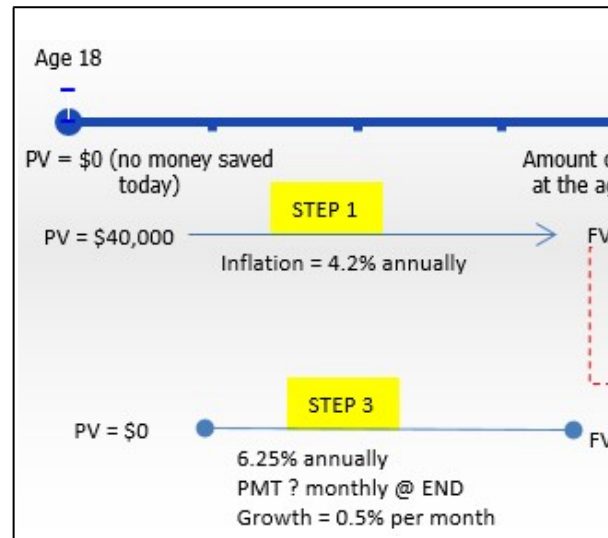
#### Plan

Jesse wants to make regularly increasing contributions to his RRSP at the end of the monthly payment interval with annual compounding. Therefore, this is a constant growth general ordinary annuity. Calculate his first payment (PMT).

**Understand**

**What You Already Know**

Jesse's RRSP plan appears in the timeline. Step 1: PV = \$40,000, IY = 4.2%, CY = 1, Years = 47  
 Step 2: FV = \$0, IY = 4.5%, CY = 1, PY = 12, Years = 20,  $\Delta\% = 4.2\%/12 = 0.35\%$  per payment  
 Step 3: PV = FVORD = Step 2 answer, IY = 6.25%, CY = 1, PY = 12, Years = 47, PMT = ?  
 Growth = 0.5%



**Perform**

Step 1:  $i = 4.2\%/1 = 4.2\%$ ;  $N = 1 \times 47 = 47$  compounds;  $FV = \$40,000$   
 Step 2:  $i = 4.5\%/1 = 4.5\%$ ;  $N = 12 \times 20 = 240$  payments  
 Note that the monthly payment is  $\$276,594.02 \div 12 = \$23,049.50$


$$PVORD = \frac{\$23,049.50 \left[ \frac{1 - (1 + 0.0035)^{-240}}{0.0035} \right]}{1 + 0.0035} = \frac{\$23,049.50 \left[ \frac{1 - (1 + 0.045)^{-20}}{0.045} \right]}{1 + 0.0035} = \$5,398,479.88$$

Step 3:  $i = 6.25\%/1 = 6.25\%$ ;  $N = 12 \times 47 = 564$  payments

$$\$5,398,479.88 = PMT \left[ \frac{(1 + 0.0625)^{564} - 1}{0.0625} \right]$$

$$\begin{aligned} \$5,398,479.88 &= PMT(16.576497)[574.367284] \\ \$5,398,479.88 &= PMT(9,520.997774) \\ \$567.01 &= PMT \end{aligned}$$





Calculator Instructions

Step	Mode	N	I/Y	PV
1	END	47	4.2	-40000

**Present**

On the basis that the rate of inflation is relatively accurate, J subsequent payment increases by 0.5% resulting in a balance of \$ of \$23,049.50 incre

**Example 12.6B: A 30-Year Old with Savings Planning for Retirement**

Marilyn just turned 30 and plans on retiring when she turns 60. In today's funds, she wants to earn \$45,000 in retirement. Based on the timeline, she would like to receive 22 years of month-end payments from her retirement fund, which is forecasted to earn 4.8% interest compounded monthly. She has already saved \$48,000, and she will increase each contribution by 0.4% each month. One month from now, what is the amount of her first monthly RRSP contribution?

**Plan**

She will make regularly increasing contributions to her RRSP plan. This is a constant growth general annuity. Therefore, this is a constant growth general annuity. The first payment (PMT) is unknown.

**Understand**

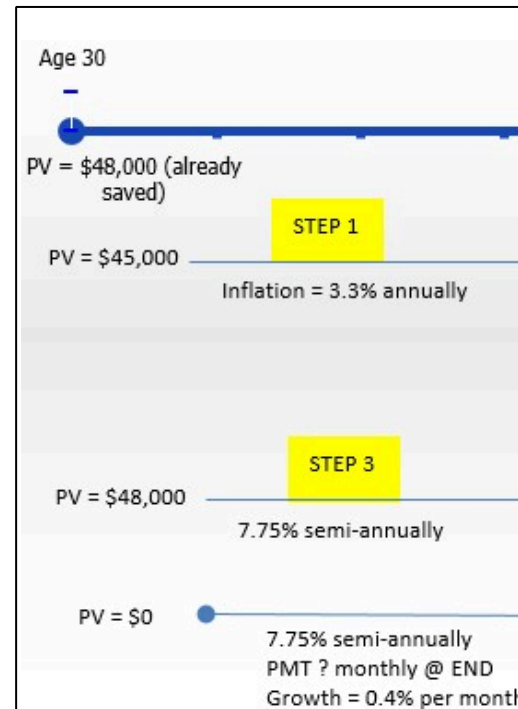
**What You Already Know**

Marilyn's RRSP plan appears in the timeline.

Step 1: PV = \$45,000, IY = 3.3%, CY = 1, Years = 30

Step 2: FV = \$0, IY = 4.8%, CY = 12, PY = 12, Years = 22,

$\Delta\% = 3.3\%/12 = 0.275\%$  per payment  
 Step 3: PV = \$48,000, FVORD = Step 2 answer, IY = 7.75%, CY = 2, PY = 12, Years = 30,  $\Delta\% = 0.4\%$



**Perform**

Step 1:  $i = 3.3\%/1 = 3.3\%$ ;  $N = 1 \times 30 = 30$  comp  
 Step 2:  $i = 4.8\%/12 = 0.4\%$ ;  $N = 12 \times 22 = 264$   
 the monthly payment is  $\$119,185.15/12 = \$9,932.10$

$$PVORD = \frac{\$9,932.10 \left[ \frac{1 - (1 + 0.00275)^{-12 \times 22}}{0.00275} \right]}{1 + 0.00275} = \$1,757,208.43$$

Step 3: Current Savings:  
 $i = 7.75\%/2 = 3.875\%$ ;  $N = 2 \times 30 = 60$  comp  
 $= \$2,226,998.08 - \$469,789.65 = \$1,757,208.43$   
 RRSP Payments:  
 $i = 7.75\%/2 = 3.875\%$ ;  $N = 12 \times 30 = 360$  pay

$$\$1,757,208.43 = PMT \left( \frac{1 - (1 + 0.03875)^{-360}}{0.03875} \right)$$

$$\begin{aligned} \$1,757,208.43 &= PMT(4.191822)[564.4] \\ \$1,757,208.43 &= PMT(2,367.403054) \\ \$742.25 &= PMT \end{aligned}$$

Calculator Instructions

Step	Mode	N	I/Y
1	END	30	3.3
3 (Savings)	✓	60	7.75

**Present**

On the basis that the rate of inflation is relative to the rate of interest, the real value of the payment is \$742.25. Each subsequent payment increases by the rate of inflation (current savings) at retirement, from \$742.25 to \$1,000.00, increasing



**Section 12.6 Exercises**

Due to the nature of these questions, five Application questions, two Challenge questions, and one Spreadsheet question are offered.

**Applications**

- When Criss turns 55, 35 years from now, he wants his RRSP savings to pay him the equivalent of \$35,000 annually today with 2.4% annual inflation. He thinks his annual contributions can earn 9% compounded annually increasing by 4% per payment. Upon retirement, he wants to receive end-of-month payments for 30 years and estimates his account can earn 5.35% compounded annually. What is his first RRSP contribution payment at the end of the year?
- After graduating college at age 22, Kandahar immediately gained employment in the accounting field. He thinks that his career path will follow the “standard” path and he will retire at age 65. He feels he could live comfortably off of \$30,000 in today’s dollars, with expected inflation of 2.1% annually. In retirement, he plans on receiving month-end payments for 13 years with 3.75% compounded monthly interest. Suppose his investment earns 8% compounded quarterly and he will increase his contributions by 0.9% per payment. What is his first quarterly RRSP contribution three months from now?
- Aisha and Richard are getting married, 33 years before they hit age 65. Neither has any RRSP savings to date. They figure that together in retirement they would like to earn the equivalent of \$60,000 today plus 3% annual inflation. After retiring, they want to receive payments at the end of every three months for 15 years while the account earns an estimated 4.35% compounded semi-annually. If their RRSP can earn 8.25% compounded monthly and they plan on increasing contributions by 1.5% per interval, what first semi-annual payment is made today by *each* of them to achieve their joint goal?
- When Vanessa retires in 24 years, she wants her retirement fund to pay her the equivalent of \$50,000 annually in today’s funds for 19 years while earning interest at a forecasted 5.15% compounded semi-annually. Her monthly payments start immediately upon the date of retirement. Current savings in her RRSP total \$100,000, and historically she has been earning 7.35% compounded annually on the investment. She will make end-of-quarter contributions to her RRSP growing at 0.75% per payment. If the rate of inflation is 3% annually, what is the amount of the first contribution?
- Emma will make her first of 32 annual RRSP contributions today. Her financial adviser has indicated that she might earn approximately 6.5% compounded annually on her investment, and that she needs to increase each payment by 4%. After retiring at the beginning of the 33rd year from now, she wants month-end payments for 21 years that are the equivalent of \$37,500 annually today while factoring in 2.55% annual inflation. Her retirement fund is expected to earn 4.05% compounded annually. She has current savings in her RRSP of

\$17,800. What is the amount of her first contribution?

### **Challenge, Critical Thinking, & Other Applications**

- Caitlin and Tu have three children to whom they will leave an inheritance of \$100,000 each from the remaining balance in their retirement money. With 31 years until retirement, they have already managed to save

\$150,000 earning 6.9% compounded quarterly. They want to make month-end contributions increasing at 0.3% per contribution such that in retirement for 20 years they can receive on a month-end basis an annual income equivalent to \$70,000 today. Inflation is expected to hover around 2.75% annually. The retirement fund is expected to earn 4.25% compounded annually. What is the first contribution required to achieve their desired goals?

- Wenli and Arjinder just celebrated the birth of their twins and are planning ahead for their education. In researching universities, they noted that the average tuition for an undergraduate student today is \$5,138 and it is forecasted to rise by 4% annually into the foreseeable future. They plan that their education fund will make beginning-of-year payments for four years to each of their children when they turn 18 years old such that their education will be fully funded. Wenli and Arjinder will make semi-annual contributions rising by 2.5% each time. The education fund is expected to earn 7% compounded semi-annually, and when their kids turn 18 it will decrease to 5% compounded annually. What payment six months from now is required?
- Two key factors play an important role in RRSP calculations. These are the rate of inflation and the growth rate of the RRSP contributions. Use the information found in question 2 to answer the following:
  - Using annual inflation rates of 2%, 3%, 4%, and 5%, calculate the RRSP contributions required under each scenario. What do you observe?
  - Leave the inflation at 2.1% annually and recalculate the RRSP contributions required using growth rates of 0.5%, 0.7%, 0.9%, and 1.1%. What do you observe?

## CHAPTER 12 SUMMARY

---

### **Key Concepts Summary**

#### **Section 12.1: Deferred Annuities (Can I Receive Those Payments Later?)**

- The stages of deferred annuities
- The four common unknown variables and how to solve for them

#### **Section 12.2: Constant Growth Annuities (Always Wanting More)**

- The concept of constant growth and the modifications required to annuity formulas
- The four new annuity formulas
- How to solve constant growth scenarios

#### **Section 12.3: Perpetuities (Are You Going to Live Forever?)**

- An explanation of perpetuities
- Ordinary and due types of perpetuities
- The two perpetuity formulas
- How to solve perpetuity scenarios

#### **Section 12.4: Leases (I Will Just Borrow It for a While)**

- An explanation of lease characteristics and how leases operate
- Capitalized lease liabilities explained
- How to solve leasing scenarios

#### **Section 12.5: Application: How to Purchase a Vehicle (Get Your Motor Running)**

- Four financial choices available to make payments on a vehicle
- The basis and procedure upon which the selection of the vehicle ownership choice is made
- Key considerations to keep in mind when purchasing a vehicle

## Section 12.6: Application: Planning Your RRSP (When Can I Retire?)

- The three components of retirement income planning
- The procedure for retirement income planning

### The Language of Business Mathematics

**capitalized lease liability** The present value of the remaining lease payments and residual value on a capital good using a discount rate equivalent to the interest rate the business would have had to pay if it had purchased the asset instead.

**constant growth annuity** An annuity in which each annuity payment is increased by a fixed percentage. **deferred annuity** A financial transaction where annuity payments are delayed until a certain period of time has elapsed.

**down payment** A portion of the purchase price required up front.

**lease** A contract by which the owner of an asset gives another party an exclusive right to possess and use the asset under specified conditions for a specific period of time in return for agreed-upon payments.

**lessee** The borrower of a leased asset.

**lessor** The owner of a leased asset.

**net rate** The growth in a constant growth annuity that is attributable solely to the interest rate and not to the growth in the annuity payment.

**period of deferral** The time segment of a deferred annuity where the single payment earns interest and no contributions are made to the investment.

**perpetuity** A special type of annuity that has fixed, regular payments continuing indefinitely.

**residual value** The projected value of an asset at the end of its lease term.

**zero growth annuity formula** Any annuity formula where the growth rate is 0%. All formulas presented in Chapter 11 incorporate zero growth.

## The Formulas You Need to Know

### *Symbols Used*

$\Delta\%$  = the constant growth rate per payment interval (percent change)  
 CY = compounding frequency  
 FVDUE = future value of an annuity

due FVORD =  
 future value of an  
 ordinary annuity  $i$   
 = periodic interest  
 rate  
 $N$  =  
 number  
 of  
 annuity  
 payments  
 $PMT$  =  
 annuity  
 payment  
 amount  
 $PVDUE$  = present  
 value of an annuity  
 due PVORD =  
 present value of an  
 ordinary annuity  $PY$   
 = payment  
 frequency

**Formulas Introduced**

Formula 12.1 Future Value of a Constant Growth Ordinary Annuity:  
 $CYN$

$$[(1 + \Delta\%)^N - 1] \frac{PMT}{\Delta\%}$$

- 1]

$$FV_{ORD} = PMT \frac{(1 + \Delta\%)^N - 1}{\Delta\%}$$

$1 + \Delta\%$



| (Section 12.2)

$$\frac{PMT(1 + \Delta\%)^N - PMT}{\Delta\%}$$

Formula 12.2 Future Value of a Constant Growth Annuity Due:  
CYN

$$PMT(1 + \Delta\%)^N$$

-1]

$$\frac{PMT(1 + \Delta\%)^N - PMT}{\Delta\%}$$

$$FVDUE = PMT(1 + \Delta\%)^{N-1} \left[ \frac{(1 + \Delta\%)^N - 1}{\Delta\%} + 1 \right]$$

$$\frac{PMT(1 + \Delta\%)^N - PMT}{\Delta\%}$$

$$\left[ \frac{PMT(1 + \Delta\%)^N - PMT}{\Delta\%} + PMT \right] (1 + \Delta\%)^N$$

Formula 12.3 Present Value of a Constant Growth Ordinary Annuity:  
N

$$\frac{PMT(1 + \Delta\%)^N - PMT}{\Delta\%} \times \frac{1}{(1 + \Delta\%)^N}$$

$$PMT \left[ \frac{1 - (1 + \Delta\%)^{-N}}{\Delta\%} \right]$$

CY |

|CY|  
PVORD

=  
1 + Δ%

(1 + ??)PY (Section 12.2)

$$\frac{C}{(1 + r)^{t-1}} \times \frac{1 - (1 + r)^{-N}}{r}$$

Formula 12.4 Present Value of a Constant Growth Annuity Due:

$$\frac{C}{r} \left[ 1 - (1 + r)^{-N} \right]$$

|  
PMT |

$$\frac{C}{(1 + r)^{t-1}}$$

PVDUE = 1 + Δ% |

|  
|

$$\frac{C}{(1 + r)^{t-1}} \times \frac{1 - (1 + r)^{-N}}{r}$$

| × (1 + ??)PY (Section 12.2)

|

]

Formula 12.5 Ordinary Perpetuity Present Value:  $PV_{ORD}$ 

$$PMT$$

$$CY$$

$$=$$

$$(1 + ??)^{PY-1}$$

(Section 12.3)

Formula 12.6 Perpetuity Due Present Value:  $PV_{DUE}$ **Chapter 12 Review Exercises**

$$= PMT \cdot \frac{1 - (1 + ??)^{-CY}}{??} + 1 \cdot (Section\ 12.3)$$

$$(1 + ??)^{PY-1}$$

**Mechanics**

Four years from now, an annuity needs to pay out \$1,000 at the end of every quarter for three years. Using an interest rate of 5% quarterly throughout, what amount of money must be invested today to fund the investment?

- Marnie wants to save up \$250,000 to pay cash for a home purchase 15 years from now. If her investment can earn 6.1% compounded monthly and she intends to grow each payment by 0.25%, what will be her first monthly payment one month from now?
- Red Deer College wants to set up a scholarship for students in its business programs such that at the end of every year it could distribute a total of \$50,000. If the perpetuity fund can earn 4.85% compounded semi-annually, how much money will need to be raised to fund the scholarship?
- Carradine Industries needs to set a two-year quarterly lease price on some new equipment it is offering to

its clients. If the company requires a 17% rate of return, what price should it charge on equipment valued at

\$44,750 with no expected residual value?

- Under a 48-month contract, Contact Marketing Inc. has been leasing \$47,000 worth of servers and computer equipment for \$1,292 per month for the past 23 months. What capitalized lease liability should be recorded on the balance sheet today if alternative financing could have been arranged for 9.4% compounded monthly?

### Applications

- Procter and Gamble shares are valued at \$61.00 with perpetual year-end dividends of 3.1639%. What dividend payment would a holder of 750 shares receive in perpetuity assuming the share price and dividend rate remain unchanged?
- A Toyota RAV4 Limited 4WD V6 is advertised with low monthly lease payments of \$488.86 for 48 months. The terms of the lease specify that the MSRP of the vehicle is \$38,900 with a residual value of \$17,502.80. A

\$6,250 down payment is required. What monthly compounded lease rate is Toyota charging?

- Jean-Rene wants to make a lump-sum deposit today such that at the end of every three months for the next five years he can receive a payment starting at \$2,500 and increasing by 1% each time thereafter. At the end of the term, an additional lump-sum payment of \$10,000 is required. If the annuity can earn 8.75% compounded semi-annually, what lump sum should he deposit today?
- A lump sum of \$20,000 is invested at 6.25% compounded monthly for 18 years. It then pays out \$2,500 at the end of every month while earning 5.05% compounded monthly. How many payments can the annuity sustain?
- The marketing manager for Infiniti places an advertisement for the new Infiniti QX56. Suppose the MSRP of the vehicle is \$75,050 with a residual value after 48 months of \$29,602. What monthly lease payment should she advertise if a \$5,000 down payment is required and Infiniti Financial Services requires 5.9% compounded annually on all leases?
- Kraft Foods is planning for the replacement of some major production equipment. It will invest \$1.475 million today at 5.95% compounded annually. The equipment purchase will be financed such that Kraft

makes payments of \$250,000 at the end of every quarter for two years at 6.65% compounded monthly. To the nearest day, how long does Kraft Foods need to wait to make the equipment purchase?

- The common shares of The Coca-Cola Company are forecast to pay \$1.55 per share at the end of the next four years, and then \$2.05 annually in perpetuity. If the market rate of return on such shares is 2.89%, what price should an investor be willing to pay today?
- A Hyundai dealership advertises a Hyundai Genesis for a low 60-month lease payment of \$407.38 monthly at 0% interest with no down payment required. The residual value of the car is \$16,316. A cash rebate of \$4,000 is available. The lowest lease bank rate is 5.95% compounded monthly and savings accounts are paying 2.5% compounded annually. From the dealership, purchase financing is available for 1.9% compounded annually. Alternatively the consumer can place the car on their home equity line of credit at a rate of 3.5% compounded monthly. What is the lowest cost method to purchase this vehicle (lease or finance from either the dealer or the bank)?
- Klara is 25 years old and is planning for her retirement. She wants to consider both options of retiring at age 60 or at age 65, and has no savings into her RRSP yet. She figures she would like to earn in retirement the equivalent of \$25,000 annually today. In retirement, she estimates the account would earn 4.35% compounded annually until age 82 before being depleted, all the while receiving end-of-month payments. She believes her RRSP can earn 8.4% compounded quarterly and she wants to grow her end-of-month contributions by 0.4% each. Supposing that annual inflation is expected to average 3%, what percentage larger will her first contribution be if she wants to retire at age 60 instead of age 65?

### Challenge, Critical Thinking, & Other Applications

- Sanchez is eligible to receive retirement benefits of \$901.01 at age 65, but decides to start receiving them when he turns 60 instead. This incurs a 36% penalty on his benefits. By taking his retirement benefits at age 60, he will realize a monthly saving of \$184.80 in retirement fund contributions. Both the benefits and contributions savings are expected to rise monthly by 0.15%. He will contribute the sum of these two amounts into his RRSP, which earns 7.35% compounded monthly until age 65, when he retires. In retirement, he will use the accumulated savings, which are expected to earn 4.5% compounded quarterly, to top up his retirement benefit payments to his pre-penalty amount. The monthly benefits are expected to rise monthly by 0.15%.
- Calculate the total of the monthly benefits and savings at age 60.
- Calculate the future value of the monthly savings and benefits at age 65.
- Calculate the amount of the initial penalty taken at age 60 and grow the penalty by 1.8% per year from age 60 to age 65.
- Take the amount of money in the fund at age 65 (from part (b)) along with the payments required to top up his retirement benefits to their regular level (from part (c)) to calculate the amount of money

remaining in the fund at age 70.

- A Canadian college plans to implement a new business major in five years. To support the new program, it wants to offer 15 annual \$2,500 scholarships at the beginning of each school year in perpetuity. If the scholarship fund can earn 4.65% compounded annually, what amount of money does the college need to raise today to fund the program?
- Luxmi wants to celebrate the birth of her first grandson by investing money for his future education. She estimates the annual cost of postsecondary education today to be \$6,000 per year, and that the typical degree takes four years. She wants to invest a lump sum today that could sustain these payments with inflation starting

18 years from today. If annual inflation is 3.7%, and her investment can earn 6.6% compounded monthly, what amount does she need to invest today?

- AVCO Financial is under contract with a national retail chain to purchase its loan contracts on its date of sale. Under a special promotion, the retail chain allows a customer to defer her payments. If AVCO purchases the contract for \$5,276.83 at its contractual rate of 21% compounded monthly and the consumer is required to make 30 month-end payments of \$425, in how many months will AVCO receive its first payment?
- The Kenna Connect Marketing Group relies heavily on advanced technology to drive its business. A request for proposals on the next two-year computer equipment lease has resulted in four companies submitting bids:

Company #1: Quarterly lease payments of \$125,000 at 8.5% compounded quarterly with a residual value of \$25,000.

Company #2: Quarterly lease payments of \$115,000 at 7.95% compounded quarterly with a residual value of \$40,000 and a down payment of \$80,000 required.

Company #3: Monthly lease payments of \$40,000 at 8.25% compounded monthly with a residual value of \$35,000 and a down payment of \$50,000 required.

Company #4: Biweekly lease payments of \$19,400 at 7.3% compounded monthly with a residual value of \$42,000.

Based on these bids, which company should Kenna Connect pursue the lease with and what is its cost in today's dollars?

- Jacques Cousteau just won the \$10 million Powerball lottery. He has been offered the following choices on how to collect his winnings:

Option 1: A one-time lump-sum payment of \$4,289,771.59 today

Option 2: A five-year deferred annuity followed by year-end payments of \$400,000 for 25 years at 5% compounded annually throughout

Option 3: A 35-year constant growth annuity with annual payments of \$165,392.92 starting today and growing at 3% per year, earning interest at 5% compounded annually

Option 4: Annual payments of \$207,150 in perpetuity starting today earning 5% compounded annually Which option is the best financial choice? How much better in today's dollars is this option than the worst option?

### **Chapter 12 Case Study** **Should You Go on Strike?**

#### **The Situation**

It is time to negotiate a new contract with some of Lightning Wholesale's unionized employees. The company believes in dealing fairly with its employees. Based on the current economic environment, cost of living increases, and the financial health of the organization, management feels that the best it can offer is a 3% wage increase. From its own analysis, the union believes that the company is holding out and that a 5.5% wage increase is more than possible. Unfortunately, negotiations have broken down, and the union has turned to its employee group seeking strike action. The union is certain of achieving its wage increase through the strike action, though it advises the employees that they may need to go on strike for three months to achieve the goal. The employees are trying to figure out their best course of action—should they vote to go on strike or not?

#### **The Data**

- The typical employee in the unionized group currently earns \$48,000 per year, which is paid out at the end of every month equally.
- Six employees have five years until retirement.
- Eight employees have 10 years until retirement.

- Nine employees have 15 years until retirement.
- Seven employees have 20 years until retirement.

### **Important Information**

- During the three months that employees would be on on strike, employees receive no wages from Lightning Wholesale.
- The time value of money is unknown, but employees have four annually compounded estimates of 6%, 5%, 4%, and 3%.
- Assume employees make their strike vote according to their best financial outcome.
- The decision to go on strike is determined by the majority vote.
- No future wage increases are important when making this decision to strike or not.

### **Your Tasks**

The employees are uncertain of the time value of money, so they need to run a few scenarios. Perform steps 1 through 3 below using EACH of the time value of money estimates as a different scenario. Determine the outcome of the strike vote (go on strike or not go on strike).

- Calculate the present value of the company offer for each of the employee groups.
- Calculate the present value of the union increase for each of the employee groups.
- Cast the votes according to your results and determine the strike vote outcome under each time value of money possibility.
- Management is trying to figure out the most likely outcome of the strike vote so that they can adjust their bargaining strategy if necessary. Based on the completed scenario analysis, what outcome should management plan on?
- From your scenario analysis, what are some key decision-making variables that the employees need to consider before casting a vote to go on strike?

## **Chapter 13: Understanding Amortization and Its Applications**

### **(Is That Where My Money Went?)**

It would be nice to pay cash for everything that you acquire; however, goods such as housing, automobiles, furniture, and electronics require more money than most Canadians have lying around. If you tried saving up and paying cash for these large purchases, it would take a long time to accumulate enough funds. Take the example of a new home. If you saved \$300 per month at 5% compounded annually, it would take



approximately 30 years to save up \$250,000 in cash, and in the meantime, of course, you would still need to pay for somewhere to live.

So it is not necessarily bad to borrow money at some point. However, to borrow wisely you had better understand where your money is going. Would it shock you to learn that in a typical mortgage arrangement most homeowners pay approximately double for their homes? That is, \$250,000 for the home and \$250,000 in interest!

Businesses borrow money for many of the same reasons as consumers. Loans and mortgages are commonplace.

Certain business activities need to be financed upfront. For example, new products must be researched and developed before a single unit can be sold. This requires investments that will not be reimbursed until the products turn a profit. All company debts must be accurately recorded onto balance sheets to reflect the balances owing. Income statements must appropriately track interest expenses or earnings. Because businesses can deduct their interest expenses against corporate taxable income and lower their taxes, it is important to see what proportion of their loan payments is going to interest.

When you take out a mortgage for yourself or your business, where does your money go? You need a chart of your loan payments showing how much interest the bank charges and how much is applied against your principal.

This chapter takes you through calculating the principal and interest components of any single payment or series of payments for both loans and investment annuities. Recall from Chapter 11 that you estimated the final payment on a loan; you will now see how to calculate that payment precisely. Finally, you will be guided through the largest transactions you personally are likely to make: basic mortgages and renewals.

## Outline of Chapter Topics

- 13.1: Calculating Interest and Principal Components (Where Did My Money Go?)
- 13.2: Calculating the Final Payment (The Bank Wants Every Penny)
- 13.3: Amortization Schedules (How Much Is Mine, How Much Is Theirs?)
- 13.4: Special Application: Mortgages (Your Biggest Purchase)

13-558

Creative Commons License (CC BY-NC-SA) J. OLIVIER

## 13.1: CALCULATING INTEREST AND PRINCIPAL COMPONENTS

---

### (Where Did My Money Go?)

How much of the principal do you pay off when you make a loan payment? One year ago you purchased your \$250,000 dream home on a 25-year mortgage at a fixed 5% compounded semi-annually interest rate. With monthly contributions of \$1,454.01, or \$17,448.12 in total for the past year, you figure you must have put a serious dent in the balance owing.

You get a rude shock when you inspect your mortgage statement, as you realize the balance owing is not what you expected. Your remaining balance is \$244,806.89, reflecting a principal reduction of only \$5,193.11! The other 70% of your hard-earned money, amounting to \$12,255.01, went solely toward the bank's interest charges.

Many people do not fully understand how their loan payments are portioned out. Over the full course of the 25-year mortgage you will pay \$186,204.46 in interest charges at 5% compounded semi-annually, or approximately 74.5% of the home's price tag. That is a total of \$436,204.46 paid on a \$250,000 home. What if interest rates rise? At a more typical 7% semi-annual rate, you would owe \$275,311.51 in total interest, or 110% of the value of your home.

Knowing these numbers, what can you do about them? Term, interest rates, payment amounts, and payment frequency all affect the amount of interest you pay. What if you made one extra mortgage payment per year? Did you know that it would only take approximately 21 years instead of 25 years to own your home? Instead of paying \$186,204.46 in interest you would pay only \$156,789.33, a savings of almost \$30,000!

These calculations should make it clear that both businesses and consumers need to understand the interest and principal components of annuity payments. This section shows you how to calculate principal and interest components both for single payments and for a series of payments.

## What Is Amortization?

**Amortization** is a process by which the principal of a loan is extinguished over the course of an agreed-upon time period through a series of regular payments that go toward both the accruing interest and principal reduction. Two components make up the agreed-upon time component:

- **Amortization Term.** The **amortization term** is the length of time for which the interest rate and payment agreement between the borrower and the lender will remain unchanged. Thus, if the agreement is for monthly payments at a 5% fixed rate over five years, it is binding for the entire five years. Or if the agreement is for quarterly payments at a variable rate of prime plus 2% for three years, then interest is calculated on this basis throughout the three years.
- **Amortization Period.** The **amortization period** is the length of time it will take for the principal to be reduced to zero. For example, if you agree to pay back your car loan over six years, then after six years you reduce your principal to zero and your amortization period is six years.

In most relatively small purchases, the amortization term and amortization period are identical. For example, a vehicle loan has an agreed-upon interest rate and payments for a fixed term. At the end of the term, the loan is fully repaid. However, larger purchases such as real estate transactions typically involve too much money to be repaid under short time frames. Financial institutions hesitate to agree to amortization terms of much more than five to seven years because of the volatility and fluctuations of interest rates. As a result, a term of five years may be established with an amortization period of

25 years.

When the five years elapse, a new term is established as agreed upon between the borrower and lender. The

conditions of the new term reflect prevailing interest rates and a payment plan that continues to extinguish the debt within the original amortization period. The figure shows the timeline for a 25-year mortgage in

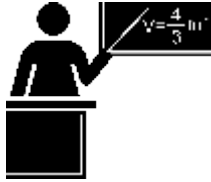
which the borrower establishes five sequential five-year terms throughout the 25-year amortization period to extinguish the debt.

With regard to amortization, all loans take the structure of either simple ordinary annuities or general ordinary annuities unless otherwise stated. Therefore, this textbook will primarily focus on ordinary annuities.

## Calculating Interest and Principal Components for a Single Payment

At any point during amortization you can precisely calculate how much any single payment contributes toward principal and interest. Businesses must separate the principal and interest components for two reasons:

- **Interest Expense.** Any interest paid on a debt is an accounting expense that must be reported in financial statements. In addition, interest expenses have tax deduction implications for a business.
- **Interest Income.** Any interest that a company receives is a source of income. This must be reported as revenue in its financial statements and is subject to taxation rules.



### The Formula

To calculate the interest and principal components of any annuity payment, follow this sequence of two formulas.

- Calculate the interest portion of the payment (Formula 13.1).
- Formula 13.1 – Interest Portion of an Ordinary Single Payment:  $INT = PMT \times \left( \frac{1 + i}{1 + i} \right)^{CY} - PMT$   
 $i$  is Periodic Interest Rate: This is the rate of interest that is used in converting the interest to principal resulting from Formula 9.1. Note the  $PY$  the payment and compounding intervals match. continued usage of the exponent  $CY$  to ensure that  $PY$  is Payment Frequency: The number of payment intervals in a single year.  $BAL$  is Previous Balance Owing: This is the principal balance owing immediately prior to the current annuity payment.  $CY$  is Compound Frequency: The number of compounding periods in a single year.  $INT$  is Interest Portion: In calculating the interest portion of any annuity payment, this formula accommodates both simple and general ordinary annuities.  
 Calculate the principal portion of the payment (Formula 13.2).

Formula 13.2 – Principal Portion of a Single Payment:  $PRN = PMT - INT$   
 $INT$  is Interest Portion: The interest portion of the single payment calculated in Formula 13.1.  $PMT$  is Annuity Payment Amount: The annuity payment amount.  $PRN$  is Principal Portion: The amount of the annuity payment that is deducted from the principal. Once the interest portion is known from Formula 13.1, the amount left over must be the principal portion of the payment.



### How It Works

Follow these steps to calculate the interest and principal components for a single annuity payment:

**Step 1:** Draw a timeline (seen below). Identify the known time value of money variables, including IY, CY, PY, Years, and one of PVORD or FVORD. The annuity payment amount may or may not be known.

**Step 2:** If the annuity payment amount is known, proceed to step 3. If it is unknown, solve for it using Formulas 9.1 (Periodic Interest Rate) and 11.1 (Number of Annuity Payments) and by rearranging Formula 11.4 (Ordinary Annuity Present Value). Round the payment to two decimals.

**Step 3:** Calculate the future value of the original principal immediately prior to the payment being made. Use Formulas 9.1 (Periodic Interest Rate), 9.2 (Number of Compounding Periods for Single Payments), and 9.3 (Compound Interest for Single Payments). For example, when you calculate the interest and principal portions for the 22nd payment, you need to know the balance immediately after the 21st payment.

**S**  
**te**  
**p**  
**4:**  
 Ca  
 lcu  
 lat  
 e  
 the  
 fut  
 ur  
 e  
 val  
 ue  
 of  
 all  
 an  
 nu  
 ity  
 pa  
 ym  
 ent  
 s  
 alr  
 ea

dy  
ma  
de.  
Us  
e  
Fo  
rm  
ula  
s  
1  
1.1  
(Nu  
mbe  
r of  
Ann  
uity  
Pay  
men  
ts)  
and  
11.2  
(Or  
dina  
ry  
Ann  
uity  
Futu  
re  
Valu  
e).  
For  
exa  
mpl  
e, if  
you  
need  
to



calc  
 ulate  
 the  
 inter  
 est  
 and  
 prin  
 cipal  
 port  
 ions  
 for  
 the  
 $22n$   
 d  
 pay  
 men  
 t,  
 you  
 need  
 to  
 kno  
 w  
 the  
 futu  
 re  
 valu  
 e of  
 the  
 first  
 $21$   
 pay  
 men  
 ts.

**Step 5:** Calculate the balance (BAL) prior to the payment by subtracting step 4 (the future value of the payments) from step 3 (the future value of the original principal). The fundamental concept of time value of money allows you to combine these two numbers on the same focal date.

**Step 6:** Calculate the interest portion of the current annuity payment using Formula 13.1.

**Step 7:** Calculate the principal portion of the current annuity payment using Formula 13.2.



### Important Notes

**Investment Annuities.** The formulas and techniques being discussed in this section also apply to any type of investment annuity from which annuity payments are received. For example, most people receive annuity payments from their accumulated RRSP savings when in retirement. In these cases, view the investment as a loan to the financial institution at an agreed-upon interest rate. The financial institution then makes annuity payments to the retiree to extinguish its debt at some future point; these payments consist of the principal and interest being earned.

**Your BAI Plus Calculator.** The function that calculates the interest and principal components of any single payment on your BAI Plus calculator is called AMORT. It is located on the 2nd shelf above the PV button.

13-561

Creative Commons License (CC BY-NC-SA) J. OLIVIER

The Amortization window has five variables (use ↓ or ↑ to scroll through them). The first two, P1 and P2, are data entry variables. The last three, BAL, PRN, and INT, are output variables.

- P1 is the starting payment number. The calculator works with a single payment or a series of payments.
- P2 is the ending payment number. This number is the same as P1 when you work with a single payment. When you work with a series of payments later in this section, you set it to a number higher than P1.
- BAL is the principal balance remaining after the P2 payment number. The cash flow sign is correct as indicated on the calculator display.
- PRN is the principal portion of the payments from P1 to P2 inclusive. Ignore the cash flow sign.
- INT is the interest portion of the payments from P1 to P2 inclusive. Ignore the cash flow sign. To use the Amortization function, the commands are as follows:
- You must enter all seven time value of money variables accurately (N, I/Y, PV, PMT, FV, P/Y, and C/Y). If PMT was computed, you must re-enter it with only two decimals and the correct cash flow sign.
- Press 2nd AMORT.
- Enter a value for P1 and press Enter followed by ↓.
- Enter a value for P2 and press Enter followed by ↓. Note that the higher the numbers entered in P1 or P2, the longer it takes the calculator to compute the outputs. It is possible that your calculator will go blank for a few moments before displaying the outputs.
- Using the ↓ and ↑, scroll through BAL, PRN, and INT to read the output.



## Things To Watch Out For

A common misunderstanding when using the AMORT function on the calculator occurs when inputting the values for P1 and P2. Many people think that when they solve for a single payment they need to set these values one apart. For example, if they are looking for the 22nd payment they imagine that  $P1 = 21$  and  $P2 = 22$ . This is incorrect, as the calculator would then compute the total values for both payments 21 and 22.

If you are interested in a single payment, you must set P1 and P2 to the exact same value. In the example, if you want the 22nd payment then both  $P1 = 22$  and  $P2 = 22$ .



## Give It Some Thought

- For any loan, if you calculated the interest portions of the second payment and the tenth payment, which payment has a smaller interest portion?
- For any loan, if you calculated the principal portions of the fifth payment and the twelfth payment, which payment has a smaller principal portion?
- Holding all other variables constant, if Loan A had an interest rate of 4% while Loan B had an interest rate of 6%, which loan has the higher interest portion on any payment?

<b>Example 13.1A: Interest and Principal of a Loan Payment</b>	
The accountant at the accounting firm of Nichols and Burnt needs to separate the interest and principal on the tenth loan payment. The company borrowed \$10,000 at 8% compounded quarterly with month-end payments for two years.	
<b>Plan</b>	Note that this is an ordinary general annuity. Calculate the principal portion (PRN) and the interest portion (INT) of the tenth payment on the two-year loan.



<p><b>Understand</b></p>	<p>What You Already Know Step 1: The information about the accounting firm's loan are in the timeline.                  PVORD = \$10,000, IY = 8%, CY = 4,                  PY = 12, Years = 2,                  FV = \$0</p>	<p>How You Will Calculate                  Step 2: PMT = \$452.03 and 11.4.                  Step 3: Calculate the principal using the formula. Calculate the future value using Formulas 13.1 and 13.2.                  Step 5: Calculate the interest payments through the formula. Calculate the interest using Formula 13.2.</p>
<p><b>Perform</b></p>	<p>Step 2: <math>i = 8\%/4 = 2\%</math>; <math>N = 12 \times 2 = 24</math> payments</p> $10,000 = PMT \left[ \frac{1 - (1 + 0.02)^{-24}}{0.02} \right]$ $PMT = \frac{10,000 \times 0.02}{1 - (1 + 0.02)^{-24}} = 452.03$ <p>Step 3: <math>N = 4 \times 3 = 12</math> compounds; <math>FV = 10,000(1 + 0.02)^{12} = 11,612.08</math></p> <p>Step 4: <math>N = 12 \times 12 = 9</math> payments <math>FVORD = 4,177.723934</math></p> <p>Step 5: <math>BAL = 11,612.08 - 4,177.723934 = 7,434.356066</math></p> <p>Step 6: <math>INT = 7,434.356066 \times (1 + 0.02)^{12} - 1 = 452.03</math></p> <p>Step 7: <math>PRN = 452.03 - 42.612871 = 409.42</math></p>	

	Calculator Instructions			
	N	I/Y	PV	PMT
	24	8	10000	Answer: -452 Rekeyed as: -
	P1	P2	BAL (output)	PRN (o
	10	10	6,024.938937	409.41
<b>Present</b>	The accou principal expense o			

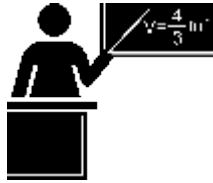
Example 13.1B: Interest and Principal of an Investment Annuity Payment Baxter has \$50,000 invested into a five-year annuity that earns 5% compounded quarterly and makes regular end-of-quarter payments to him. For his fifth payment, he needs to know how much of his payment came from his principal and how much interest was earned on the investment. Plan Note that this is an ordinary simple annuity. Calculate the principal portion (PRN) and the interest portion (INT) of the fifth payment on the five-year investment annuity. Understand What You Already Know How You Will Get There Step 1: You know the Step 2: PMT is unknown. Apply Formulas 9.1, 11.1, and 11.4 following about the Step 3: Calculate the future value of the loan principal using Formulas 9.2 and 9.3. investment annuity, as Step 4: Calculate the future value of the first four payments using Formulas 11.1 and illustrated in the timeline. 11.2. PVORD = \$50,000, Step 5: Calculate the principal balance after four payments through BAL = FV - IY = 5%, CY = 4, FVORD. PY = 4, Years = 5, FV = \$0 Step 6: Calculate the interest portion by using Formula 13.1. Step 7: Calculate the principal portion by using Formula 13.2. Perform Step 2:  $i = 5\%/4 = 1.25\%$ ;  $N = 4 \times 5 = 20$  payments  $20 \left[ 1 - (1 + 0.0125)^{-20} \right] = PMT$   $50,000 = PMT \left[ \frac{1 - (1 + 0.0125)^{-20}}{0.0125} \right]$   $PMT = \frac{50,000 \times 0.0125}{1 - (1 + 0.0125)^{-20}} = 1,157.93769$  Step 3:  $N = 4 \times 1 = 4$  compounds;  $FV = 50,000(1 + 0.0125)^4 = 52,547.26685$  Step 4:  $N = 4 \times 1 = 4$  payments  $4 \left[ (1 + 0.0125)^4 - 1 \right] FVORD = 2,841.02$   $4 \left[ (1 + 0.0125)^4 - 1 \right] = 0.0512104114$  Step 5:  $BAL = 52,547.26685 - 11,578.93769 = 40,968.329164$  Step 6:  $INT = 40,968.32916 \times (1 + 0.0125)^4 - 1 = 512.104114$  Step 7:  $PRN = 2,841.02 - 512.104114 = 2,328.92 = 50,000 \times 0.0219991 = 2,328.92$  Calculator Instructions Present On Baxter's fifth payment of \$2,841.02, he has \$2,328.92 deducted from his principal and the remaining \$512.10 comes from the interest earned on his investment.





## Calculating Interest and Principal Components for a Series of Payments

Many times in business, you need to know the principal and interest portions for a series of annuity payments. For example, when completing tax forms a company needs the total loan interest paid annually. If the loan payments are monthly, using Formulas 13.1 and 13.2 requires you to perform the calculations 12 times (once for each payment) to arrive at the total interest paid. Clearly, that is time consuming and tedious. In this section, you learn new formulas and a process for calculating



the principal and interest portions involving a series of payments.

### The Formula

**Formula 13.3 – Principal Portion for a Series of Payments:**  $PRN = BALP1 - BALP2$   
**BALP1 is Principal Balance Immediately Prior to First Payment:** This is the principal balance owing immediately prior to the first payment in the series. It is found by calculating the future value of the annuity one payment earlier than the starting payment.  
**BALP2 is Principal Balance Immediately After Last Payment:** This is the principal balance owing after the last payment in the series. It is found by calculating the future value of the annuity just after the last payment is made.  
**PRN is Principal Portion:** By taking the starting principal less the ending principal, you obtain the difference, which must be the total principal portion of the series of payments made.

**Formula 13.4 – Interest Portion for a Series of Payments:**  $INT = N \times PMT - PRN$   
**PRN is Principal Portion:** This is the total principal portion of all the annuity payments calculated by Formula 13.3.  
**PMT is Annuity Payment Amount:** The amount of each annuity payment.  
**N is Number of Payments:** The number of payments involved in the time segment inclusive. For example, if you are calculating interest on payments four through seven, there are four payments.  
**INT is Interest Portion:** The interest portion of the series of payments.

Formulas 13.3 and 13.4 are used to determine the interest and principal components for a series of annuity payments.



## How It Works

Follow these steps to calculate the interest and principal components for a series of annuity payments:

**Step 1:** Draw a timeline. Identify the known time value of money variables, including  $IY$ ,  $CY$ ,  $PY$ , Years, and one of  $PVORD$  or  $FVORD$ . The annuity payment amount may or may not be known.

**Step 2:** If the annuity payment amount is known, proceed to step 3. If it is unknown, solve for it using Formulas 9.1 (Periodic Interest Rate) and 11.1 (Number of Annuity Payments) and by rearranging Formula 11.4 (Ordinary Annuity Present Value). Round the payment to two decimals.

**Step 3:** Calculate the future value of the original principal immediately prior to the series of payments being made. Use Formulas 9.1 (Periodic Interest Rate), 9.2 (Number of Compounding Periods for Single Payments), and 9.3 (Compound Interest for Single Payments). For example, when calculating the interest and principal portions for the 22nd through 25th payments, you need the balance immediately after the 21st payment.

**Step 4:** Calculate the future value of all annuity payments already made prior to the first payment in the series. Use Formulas

11.1 (Number of Annuity Payments) and 11.2 (Ordinary Annuity Future Value). For example, when calculating the interest and principal portions for the 22nd through 25th payments, you need the future value of the first 21 payments.

**Step 5:** Calculate the balance (BAL) prior to the series of payments by subtracting step 4 (the future value of the payments) from step 3 (the future value of the original principal). The fundamental concept of time value of money allows you to combine these two numbers on the same focal date. Do not round this number.

**Steps 6 to 8:** Repeat steps 3 to 5 to calculate the future value of the original principal immediately after the last payment in the series is made. For example, when calculating the interest and principal portions for the 22nd through 25th payments, you need the balance immediately after the 25th payment.

**Step 9:** Calculate the principal portion of the series of payments using Formula 13.3.

**Step 10:** Calculate the interest portion of the series of payments using Formula 13.4.



### Important Notes

Working with a series of payments on the BAI Plus calculator requires you to enter the first payment number into the P1 and the last payment number into the P2. Thus, if you are looking to calculate the interest and principal portions of payments four through seven, set  $P1 = 4$  and  $P2 = 7$ . In the outputs, the BAL window displays the balance remaining after the last payment entered ( $P2 = 7$ ), and the PRN and INT windows display the total principal interest portions for the series of payments.



### Things To Watch Out For

A common mistake occurs in translating years into payment numbers. For example, assume payments are monthly and you want to know the total interest paid in the fourth year. In error, you might calculate that the fourth year begins with payment 36 and ends with payment 48, thus looking for payments 36 to 48. The mistake is to fail to realize that the 36th payment is actually the last payment of the third year. The starting payment in the fourth year is the 37th payment. Hence, if you are concerned only with the fourth year, then you must look for the 37th to 48th payments.

There are two methods to calculate the correct payment numbers:

- Calculate the payment at the end of the year in question, then subtract the payment frequency less one ( $PY - 1$ ) to arrive at the first payment of the year. In the example, the last payment of the fourth year is 48. With monthly payments, or  $PY = 12$ , then  $48 - (12 - 1) = 37$ , which is the first payment of the

fourth year.

- You could determine the last payment of the year prior to the year of interest and add one payment to it. Thus, the end of the third year is payment #36, so the first payment of the fourth year is  $36 + 1 = 37$ . The last payment of the fourth year remains at payment 48.

#### **Example 13.1C: Interest and Principal of a Series of Loan Payments**

Revisit Example 13.1A. The accountant at the accounting firm of Nichols and Burnt is completing the tax returns for the company and needs to know the total interest expense paid during the tax year that encompassed payments 7 through 18 inclusively. Remember, the company borrowed \$10,000 at 8% compounded quarterly with month-end payments for two years.

**Plan**

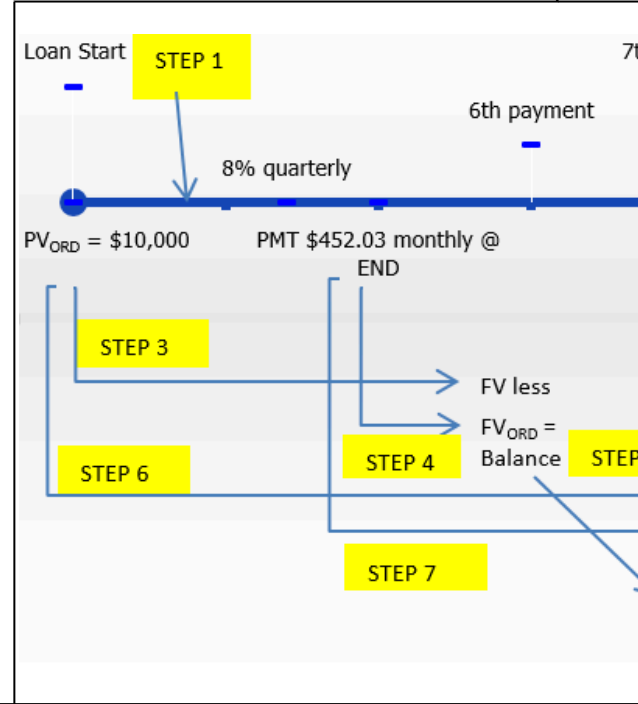
**Understand**

Note that this is an ordinary general annuity. Calculate the total of the 18th payments on the two-year loan.

What You Already Know Step 1: The following information about the accounting firm's loan is known, as illustrated in the timeline.

$PV_{ORD} = \$10,000$ ,  $IY = 8\%$ ,  $CY = 4$ ,  $PMT = \$452.03$ ,  $PY = 12$ ,  $Years = 2$ ,  $FV = \$0$

How  
Ste  
Ste  
paym  
Ste  
and 1  
BAL  
Ste  
BAL  
13.3.  
Ste



**Perform**

Step 3: Recall  $i = 2\%$ ;  $N = 4 \times \frac{6}{12} = 2$  compounds;  $FV = \$10,000(1 + 0.02)^2 - 1$

Step 4:  $N = 12 \times 6 = 6$  payments  $\diamond(1+0.02)^{12}\diamond - 1$

Step 5:  $BALP1 = \$10,404.00 - \$2,757.483449 = \$7,646.516551$

Step 6:  $N = 4 \times \frac{18}{12} = 6$  compounds;  $FV = \$10,000(1 + 0.02)^6 - 1$

Step 7:  $N = 12 \times \frac{18}{12} = 18$  payments  $\diamond(1+0.02)^{12}\diamond - 1$

$FV_{ORD} = \$452.03$

Step 8:  $BALP2 = \$11,261.62419 - \$8,611.157995 = \$2,650.466195$

Step 9:  $PRN = \$7,646.516551 - \$2,650.466195 = \$4,996.050356$

Step 10:  $N = 7$ th through 18th payment inclusive = 12 payments  
 $INT = 12 \times \$452.03 - \$4,996.06 = \$5,424.36 - \$5,064.96 = \$359.40$

Calculator Instructions

N	I/Y	PV	PMT	FV	P/Y
24	8	10000	-452.03	0	1

P1	P2	BAL (output)	PRN (output)
7	18	2,650.466197	4,996.050356

**Present**

For the tax year covering payments 7 through 18, the interest of \$359.40 is deducted from principal while \$428.31 is interest earned on the investment.

**Example 13.1D: Interest and Principal of a Series of Investment Annuity Payments** Revisit Example 13.1B, in which Baxter has \$50,000 invested into a five-year annuity that earns 5% compounded quarterly and makes regular end-of-quarter payments to him. For his third year, he needs to know how much of his payments came from his principal and how much was interest earned on the investment. **Plan** Note that this is an ordinary simple annuity. Calculate the principal portion (PRN) and the interest portion (INT) of the third-year payments for the five-year investment annuity. This is the 9th through the 12th payments inclusive. **Understand** What You Already Know Step 1: The following information about the investment annuity is known, as illustrated in the timeline.  $PV_{ORD} = \$50,000$ ,  $IY = 5\%$ ,  $CY = 4$ ,  $PMT = \$2,841.02$ ,  $PY = 4$ ,  $Years = 5$ ,  $FV = \$0$  **How You Will Get There** Step 2:  $PMT$  is known. Skip this step. Step 3: Calculate the future value of the loan principal prior to the first payment in the series using Formulas 9.2 and 9.3. Step 4: Calculate the future value of the first eight payments using Formulas 11.1 and 11.2. Step 5: Calculate the

principal balance prior to the ninth payment through  $BALP1 = FV - FVORD$ . Steps 6 to 8: Repeat steps 3 to 5 for the 12th payment to calculate  $BALP2$ . Step 9: Calculate the principal portion by using Formula 13.3. Step 10: Calculate the interest portion by using Formula 13.4. Perform Step 3: Recall  $i = 1.25\%$ ;  $N = 4 \times 2 = 8$  compounds;  $FV = \$50,000(1 + 0.0125)^8 = \$55,224.305064$  Step 4:  $N = 4 \times 2 = 8$  payments  $FVORD = \$2,841.02 \frac{1 - (1 + 0.0125)^{-8}}{0.0125} = \$23,747.76825$  Step 5:  $BALP1 = \$55,224.30506 - \$23,747.76825 = \$31,476.53681$  Step 6:  $N = 4 \times 3 = 12$  compounds;  $FV = \$50,000(1 + 0.0125)^{12} = \$58,037.725894$  Step 7:  $N = 4 \times 3 = 12$  payments  $FVORD = \$2,841.02 \frac{1 - (1 + 0.0125)^{-12}}{0.0125} = \$36,536.544$  Step 8:  $BALP2 = \$58,037.72589 - \$36,536.544 = \$21,501.18189$  Step 9:  $PRN = \$31,476.53681 - \$21,501.18189 = \$9,975.35$  Step 10:  $N = 9$ th through 12th payment inclusive = 4 payments;  $INT = 4 \times \$2,841.02 - \$9,975.35 = \$11,364.08 - \$9,975.35 = \$1,388.73$  Calculator Instructions Present In the third year, Baxter receives a total of \$11,364.08 in payments, of which \$9,975.35 is deducted from the principal and \$1,388.73 represents the interest earned on the investment.



## Section 13.1 Exercises

### Mechanics

For each of the following ordinary annuities, calculate the interest and principal portion of the payment indicated.

	Principal	Interest	Payment Frequency	Loan Term	Payment Number to Find
1.	\$5,000	8% compounded quarterly	monthly	3 years	16
2.	\$45,000	7.65% compounded monthly	Monthly	5 years	23
3.	\$68,000	6.5% compounded semi-annually	Quarterly	7 years	19
4.	\$250,000	4.9% compounded annually	Semi-annually	10 years	17

For each of the following ordinary annuities, calculate the total interest and principal portions for the series of payments indicated.



	Principal	Interest	Payment Frequency	Loan Term	Payment Series to Find (inclusive)
5.	\$20,000	5% compounded quarterly	Quarterly	4 years	Year 1
6.	\$15,000	9% compounded monthly	Monthly	4 years	Year 2
7.	\$39,000	6% compounded semi-annually	Quarterly	5 years	Year 3
8.	\$50,000	7.5% compounded annually	Biweekly	6 years	Year 4
9.	\$750,000	4% compounded monthly	Monthly	10 years	67 to 78
10.	\$500,000	6.25% compounded annually	Semi-annually	8 years	7 to 11

## Applications

- A \$14,000 loan at 6% compounded monthly is repaid by monthly payments over four years.
- What is the size of the monthly payment?
- Calculate the principal portion of the 25th payment.
- Calculate the interest portion of the 33rd payment.
- Calculate the total interest paid in the second year.
- Calculate the principal portion of the payments in the third year.
- Quarterly payments are to be made against a \$47,500 loan at 5.95% compounded annually with a six-year amortization.
- What is the size of the quarterly payment?
- Calculate the principal portion of the sixth payment.
- Calculate the interest portion of the 17th payment.
- Calculate how much the principal will be reduced in the fourth year.
- Calculate the total interest paid in the first year.
- A lump sum of \$100,000 is placed into an investment annuity to make end-of-month payments for 20 years at 4% compounded semi-annually.
- What is the size of the monthly payment?
- Calculate the principal portion of the 203rd payment.
- Calculate the interest portion of the 76th payment.
- Calculate the total interest received in the fifth year.
- Calculate the principal portion of the payments made in the seventh year.

- For his son's college education, Pat deposited \$25,000 into an annuity earning 4.2% compounded quarterly. His son is to receive payments at the end of every quarter for five years.
  - How much will his son receive each quarter?
  - How much of the third payment is interest?
  - How much of the payments made in the third year will come from the account's principal?
- 
- If his son finishes his education in four years instead of five and closes the account upon graduation, what total interest will he have received?
  - Cathy and Bill just acquired a new Honda Odyssey Touring Edition minivan for \$60,531.56 under the dealership's purchase financing of 5.65% compounded annually for eight years.
  - What are their monthly car payments?
  - In the first year, what total amount of interest will they pay?
  - In the fourth year, by how much will the principal be reduced?

### Challenge, Critical Thinking, & Other Applications

- Yangjing deposits \$30,000 into an investment annuity for her daughter, who is currently living far away. The annuity is to earn 6.3% compounded semi-annually and make monthly payments starting today for the next five years. Calculate the interest portion of the payments made in the second year.
- At the age of 54, Hillary just finished all the arrangements on her parents' estate. She is going to invest her \$75,000 inheritance at 6.25% compounded annually until she retires at age 65, and then she wants to receive month-end payments for the following 20 years. The income annuity is expected to earn 3.85% compounded annually.
- What are the principal and interest portions for the first payment of the income annuity?
- What is the portion of interest earned on the payments made in the second year of the income annuity?
- By what amount is the principal of the income annuity reduced in the fifth year?
- Art Industries just financed a \$10,000 purchase at 5.9% compounded annually. It fixes the loan payment at \$300 per month.
- How long will it take to pay the loan off?
- What are the interest and principal components of the 16th payment?
- For tax purposes, Art Industries needs to know the total interest paid for payments 7 through 18. Calculate the amount.

- Explore the impact of the term on the interest component of a loan. For a \$200,000 loan at 5% compounded semi-annually with monthly payments, calculate the following:
- Interest component for the entire loan for each term of 10, 15, 20, and 25 years.
- Between each increment of term in part (a), by what amount and what percentage did the annuity payment decrease?
- Between each increment of term in part (a), by what amount and percentage did the interest portion increase?
- Comment on your findings.
- Explore the impact of the interest rate on the interest component of a loan. For a \$200,000 loan for 25 years with monthly payments, calculate the following:
- Interest component for the entire loan for each semi-annually compounded interest rate of 4%, 5%, 6%, 7%, and 8%.
- Between each increment of rate in part (a), by what amount and what percentage did the annuity payment decrease?
- Between each increment of rate in part (a), by what amount and what percentage did the interest portion increase?
- Comment on your findings.

## 13.2: CALCULATING THE FINAL PAYMENT

---

### (The Bank Wants Every Penny)

If you have ever paid off a loan you may have noticed that your last payment was a slightly different amount than your other payments. Whether you are making monthly insurance premium payments, paying municipal property tax instalments, financing your vehicle, paying your mortgage, receiving monies from an investment annuity, or dealing with any other situation where an annuity is extinguished through equal payments, the last payment typically differs from the rest, by as little as one penny or up to a few dollars. This difference can be much larger if you arbitrarily chose an annuity payment as opposed to determining an accurate payment through time value of money calculations.

Why is it important for this final payment to differ from all of the previous payments? From a consumer perspective, you do not want to pay a cent more toward a debt than you have to. In 2011, the average Canadian is more than \$100,000 in debt across various financial tools such as car loans, consumer debt, and mortgages. Imagine if you overpaid every one of those debts by a dollar. Over the course of your lifetime those overpayments would add up to hundreds or even thousands of dollars.

On the business side, particularly where companies are collecting debts from customers, two main issues are legality and profitability:

- **Legality.** A business can legally collect only the exact amount of money its consumers owe and not a penny more. If a business collects more money than it is owed, it is legally obliged to reimburse the consumer or it will face legal repercussions.
- **Profitability.** RBC has over \$200 billion in outstanding loans. What if it told every customer who borrowed money last year that they did not have to worry about paying off that final nickel on their loan? This decision would forego millions in revenue. Shareholders would be very unhappy. Giving up even the tiniest amounts of revenue can aggregate into meaningful losses.

Section 11.5 discussed an approximation technique for the final annuity. It is now time to be precise in this calculation. In the current section, you will see why the final payment differs and how to calculate its exact amount. You will also calculate the principal and interest components for a series of payments involving the final payment.

### Why Is the Final Payment Different?

Section 11.4 introduced the calculations to determine the annuity payment. Observe that you always needed to round a nonterminating annuity payment to two decimals. It is rare for a calculated annuity payment not to require rounding. The rounding up or down of the annuity payment forms the basis for adjusting the final payment. Observe the implication of each rounding procedure as summarized in this table.

How the Payment Was Rounded	Principal Implications	Interest Implications	Final Payment Implications
Upward	Overpayment	Slight decrease	Needs to be reduced in an amount equal to the overpayment and savings on the interest.
Downward	Underpayment	Slight increase	Needs to be increased in an amount equal to the underpayment and extra charges on the interest.

- **Annuity Payment Rounded Up.** If the calculated annuity payment is exactly  $PMT = \$999.995$ , this payment is rounded to two decimals and payments of \$1,000 are made. With each annuity payment you are then overpaying the debt by  $\$1,000 - \$999.995 = \$0.005$ . Nominally, this means that every two payments made result in an overpayment of

$\$0.01$  toward the debt. If you make 20 such payments, then you nominally overpay the debt by  $20 \times \$0.005 = \$0.10$ . Therefore, when it comes to the final payment you need to compensate for all of the overpayments made, reducing the final payment by  $\$0.10$ . And since the principal is slightly smaller at all times as a result of the overpayment, an additional adjustment may be needed because of less interest being calculated.

- **Annuity Payment Rounded Down.** The same principles apply when the annuity payment is rounded down. If you calculated  $PMT = \$1,000.0025$ , your payments of \$1,000 are underpaying the debt by  $\$1,000.0025 - \$1,000 =$

$\$0.0025$ . Over the course of 20 payments you nominally underpay by  $20 \times \$0.0025 = \$0.05$ , for which you must

increase the final payment by this amount. As well, since the principal is

slightly larger at all times as a result of the underpayment, an additional adjustment may be needed because of more interest being calculated.

For example, take a \$200,000 loan for 25 years at 6% compounded semi-annually with monthly payments. The calculated  $PMT = \$1,279.613247$  becomes a rounded down payment of  $PMT = \$1,279.61$ . Each payment is \$0.003247 underpaid. As a result, the final 300th payment is \$2.23 more, representing  $\$0.003247 \times 300 = \$0.97$  of original principal underpayment plus \$1.26 of extra interest on the outstanding principal.



### How It Works

The following six steps are needed to calculate the final payment. These steps are designed to integrate with the next section, where the principal and interest components on a series of payments involving the final payment are calculated.

**Step 1:** Draw a timeline to represent the annuity. A typical timeline format appears in Figure 13.15. Identify all seven time value of money variables. If all are known, proceed to step 2. Most commonly, PMT is unknown. Solve for it using Formulas

9.1 (Periodic Interest Rate), 11.1 (Number of Annuity Payments), and 11.4 (Ordinary Annuity Present Value), rearranging for PMT. Round the PMT to two decimals.

**Step 2:** Calculate the future value of the original principal at  $N + 1$  payments. Obtain the periodic interest rate using Formula

9.1 (Periodic Interest Rate) if you have not already calculated it in step 1. Then use Formulas 9.2 (Number of Compound Periods for Single Payments) and 9.3

(Compound Interest for Single Payments). For example, if your final payment is the 24th payment, you need

the  
balance  
remaining  
after the  
23rd  
payment.

**Step 3:**

To  
calculate  
the future  
value of  
all  
annuity  
payments  
( $N - 1$ )  
already  
made,  
apply  
Formulas  
11.1  
(Number  
of  
Annuity  
Payments  
) and

- (Ordinary Annuity Future

Value). Remember that if the final payment is the 24th payment, then only 23 payments have already occurred.

**Step 4:** Subtract the future value of the payments from the future value of the original principal (step 2 ? step 3) to arrive at the principal balance remaining immediately prior to the last payment. This is the principal owing on the account and therefore is the principal portion (PRN) for the final payment. The final payment must reduce the annuity balance to zero!

**Step 5:** Calculate the interest portion (INT) of the last payment using Formula 13.1 on the remaining principal.

**Step 6:** Add the principal portion from step 4 to the interest portion from step 5. The sum is the amount of the final payment.



### Important Notes

The calculator determines the final payment amount using the AMORT function described in Section 13.1. To calculate the final payment:

- You must accurately enter all seven time value of money variables (N, I/Y, PV, PMT, FV, P/Y, and C/Y). If PMT was calculated, you must re-enter it with only two decimals while retaining the correct cash flow sign convention.
- Press 2nd AMORT.
- Enter the payment number for the final payment into P1 and press Enter followed by ↓.
- Enter the same payment number for P2 and press Enter followed by ↓.
- In the BAL window, note the balance remaining in the account after the last payment is made. Watch the cash flow sign to properly interpret what to do with it! The sign matches the sign of your PV. The next table summarizes how to handle this balance.

Type of Transaction	Positive BAL	Negative BAL
Loan	Increase final payment	Decrease final payment
Investment Annuity	Decrease final payment	Increase final payment

- **Loans.** For a loan for which PV is entered as a positive cash flow and hence PMT is a negative cash flow, a positive balance means you are borrowing it. Thus, you need to increase the final payment by this amount to pay off the loan. A negative balance means you overpaid and the bank owes you. Thus, you need to decrease the final payment by this amount.
- **Investment Annuities.** For an investment annuity where PV is entered as a negative cash flow and hence PMT is a positive cash flow, a negative balance means you still have money invested, so you should add it to your final payment to get it back. A positive balance means you have been paid too much, so you need to decrease your final payment by this amount.



A helpful key sequence shortcut to arrive at the final payment is to have BAL on your display and then press

- RCL PMT =

This sequence automatically adjusts the payment accordingly for both loans and investment annuities. Manually round the answer to two decimals when the calculation is complete.

- If you are interested in the PRN or INT portions of the final payment, the INT output is correct. However, the PRN output is incorrect since the calculator has not adjusted the final payment. You must adjust the PRN output in the same manner and amount as the final payment (by adding or subtracting the BAL remaining).



### Things To Watch Out For

In Section 11.5 you calculated the  $N$ , and if it turned out to be a decimal number you then approximated the final payment by taking solely the decimal and multiplying it by the annuity payment. Remember that this was only an approximation and not actually the correct answer. For example, revisiting Example 11.5A, it was determined that Samia could sustain 293.660180 payments of \$3,000. The estimated final payment was  $0.660180 \times \$3,000 = \$1,980.54$ . In applying this chapter's technique, you will find that the precise and correct amount of the final payment is exactly \$1,982.00.

You do not achieve the same answer through the approximation technique, because  $N$  does not represent a portion of the payment amount.  $N$  represents the portion of the next payment period before the account runs out of money. Recall that in all of the time value formulas  $N$  is an exponent, meaning that you must determine the final payment exponentially and not through multiplication.

**TOP  
SECRET**

#### **Paths To Success**

An alternative method to adjust the final payment is to calculate the future value of the rounding error on the payment. Recall the \$200,000 loan for 25 years

at 6% compounded semi-annually with monthly payments. The calculated PMT = \$1,279.613247 was rounded down to PMT = \$1,279.61. Each payment is \$0.003247 underpaid. If you move the \$0.003247 underpayment to the 300th final payment this produces a future value of

$$\begin{aligned}
 & \left[ (1 + 0.03)^{12} - 1 \right]^{-1} \\
 & \left[ (1 + 0.03)^{12} - 1 \right]^{-1} \times 0.003247 \times (1 + 0.03)^{300} \\
 & = \$2.23
 \end{aligned}$$

The underpayment is \$2.23, which then means the final payment is increased to \$1,279.61 + \$2.23 = \$1,281.84. Note the one disadvantage of this technique is that you are unable to determine the interest and principal components of that final payment. Calculating these components requires you to apply the six-step procedure discussed above.



**Give It Some Thought**

Consider the following five statements and then answer the two questions that follow.

- The final payment is exactly the same as any other annuity payment.
- The final payment is smaller, reflecting an overpayment of principal of \$0.04 plus any lower interest charges saved.

- The final payment is smaller, reflecting an underpayment of principal of \$0.04 plus any higher interest charges earned.
- The final payment is larger, reflecting an overpayment of principal of \$0.04 plus any lower interest charges saved.
- The final payment is larger, reflecting an underpayment of principal of \$0.04 plus any higher interest charges earned.
- If the annuity payment is rounded up by \$0.004 per payment and involves 10 payments, which statement is correct?
- Example 13.2A: Final Payment on a Loan  
 Recall Example 13.1A, in which Nichols and Burnt borrowed \$10,000 at 8% compounded quarterly with month-end payments of \$452.03 for two years. The accountant now needs to record the final payment on the loan with correct portions assigned to principal and interest.  
 Plan Calculate the principal portion (PRN) and the interest portion (INT) of the final payment on the two-year loan, along with the amount of the final payment itself (PMT).  
 Understand What You Already Know Step 1: The following information about the accounting firm's loan is known, as illustrated in the timeline.  
 PVORD = \$10,000, IY = 8%, CY = 4, PMT = \$452.03, PY = 12, Years = 2, N = 12 × 2 = 24, FV = \$0  
 How You Will Get There Step 2: Calculate the future value of the loan principal at the time of the 23rd payment using Formulas 9.1, 9.2, and 9.3. Step 3: Calculate the future value of the first 23 payments using Formulas 11.1 and 11.2. Step 4: Calculate the principal balance remaining after 23 payments through BAL = FV – FVORD. Note that BAL = PRN portion of the final payment. Step 5: Calculate the interest portion by using Formula 13.1. Step 6: Calculate the final payment by totalling steps 4 and 5 above.  
 Perform Step 2:  $i = 8\%/4 = 2\%$ ;  $N = 4 \times 11 = 7.6$  compounds;  $FV = \$10,000(1 + 0.02)^{7.6} = \$11,639.50872124$   
 Step 3:  $N = 12 \times 11 = 23$  payments  
 $(1+0.02)^{12} - 1$   
 $FVORD = \$452.03 \times \frac{1 - (1+0.02)^{-12}}{0.02} = \$11,190.3915112$   
 Step 4:  $BAL = \$11,639.50872 - \$11,190.39151 = \$449.1172094$   
 Step 5:  $INT = \$449.117209 \times (1 + 0.02)^{12} - 1 = \$2.974372$   
 Step 6: Final PMT =  $\$449.117209 + \$2.974372 = \$452.09$   
 Calculator Instructions Present  
 The accountant for Nichols and Burnt should record a final payment of \$452.09, which consists of a principal portion of \$449.12 and an interest portion of \$2.97.  
 If the annuity payment is rounded down by \$0.004 per payment and involves 10 payments, which statement is correct?



**Example 13.2B: Final Payment on an Investment Annuity**

Recall Example 13.1B, in which Baxter has \$50,000 invested into a five-year annuity that earns 5% compounded quarterly and makes regular payments to him. He needs to know the amount of his final payment, along with the principal and interest components.

**Plan**

Calculate the principal portion (PRN) and the interest portion (INT) of the final payment and the amount of the final payment itself (PMT).

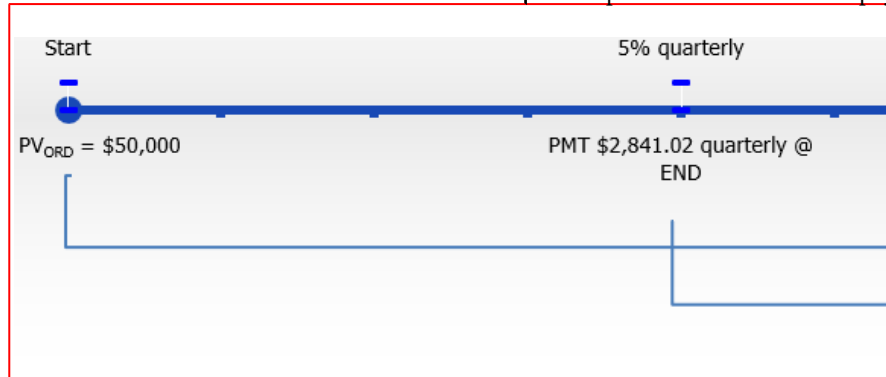
**Understand**

What You Already Know

Step 1: You know the following about the investment annuity, as illustrated in the timeline.  
 $PV_{ORD} = \$50,000$ ,  $IY = 5\%$ ,  $CY = 4$ ,  $PMT = \$2,841.02$ ,  
 $PY = 4$ ,  $Years = 5$ ,  
 $N = 4 \times 5 = 20$ ,  $FV = \$0$

How You Will Get There

Step 2: Calculate the future value of the 19th payment using Formulas 9.11.1 and 11.2.  
 Step 3: Calculate the future value of the annuity using Formula 11.1 and 11.2.  
 Step 4: Calculate the principal portion (PRN) of the final payment:  $PRN = FV - FV_{ORD}$ . Note that the final payment is the sum of the principal portion and the interest portion.  
 Step 5: Calculate the interest portion (INT) of the final payment.  
 Step 6: Calculate the final payment (PMT).



**Perform**

Step 2:  $i = 5\%/4 = 1.25\%$ ;  $N = 4 \times 4\frac{3}{4} = 19$  compounds;  $FV = \$50,000(1 + 0.0125)^{19} = \$60,504.54645$

Step 3:  $N = 4 \times 4\frac{3}{4} = 19$  payments  $FV_{ORD} = \$2,841.02 \times \frac{(1 + 0.0125)^{19} - 1}{0.0125} = \$63,310.48058$

Step 4:  $BAL = \$63,310.48058 - \$60,504.54645 = \$2,805.934127$

Step 5:  $INT = \$2,805.934127 \times (1 + 0.0125)^4 - 1 = \$35.074176$

Step 6: Final  $PMT = \$2,805.934127 + \$35.074176 = \$2,841.01$

Calculator Instructions

N	I/Y	PV	PMT	FV	P/Y	C/Y
20	5	-50000	2841.02	0	4	4


P1	P2	BAL (output)
20	20	0.011696
		*subtracted from payment of \$2,841.02 = \$2,841.01

**Present**

Baxter will receive a final payment of \$2,841.01 consisting of \$2,805.93 in princi

## Calculating Principal and Interest Portions for a Series Involving the Final Payment

Now that you know how to calculate the last payment along with its interest and principal components, it is time to extend this knowledge to calculating the principal and interest portions for a series of payments that involve the final payment.



### How It Works

For a series of payments, you follow essentially the same steps as in Section 13.1; however, you need a few minor modifications and interpretations:

**Step 1:** Draw a timeline. Identify the known time value of money variables, including  $IY$ ,  $CY$ ,  $PY$ , Years, and one of  $PVORD$  or  $FVORD$ . The annuity payment amount may or may not be known.

**Step 2:** If the annuity payment amount is known, proceed to step 3. If it is unknown, then solve for the annuity payment using Formulas 9.1 (Periodic Interest Rate) and 11.1 (Number of Annuity Payments) and by rearranging Formula 11.4 (Ordinary Annuity Present Value). Round this payment to two decimals.

**Step 3:** Calculate the future value of the original principal immediately prior to the series of payments being made. Use Formulas 9.1 (Periodic Interest Rate), 9.2 (Number of Compounding Periods for a Single Payment), and 9.3 (Compound Interest for Single Payments).

**Step 4:** Calculate the future value of all annuity payments already made prior to the first payment in the series. Apply Formulas 11.1 (Number of Annuity Payments) and 11.2 (Ordinary Annuity Future Value).

**Step 5:** Calculate the balance (BAL) prior to the series of payments by subtracting

step 4 (the future value of the payments) from step 3 (the future value of the original principal). The result of this step determines the amount of principal remaining in the account. This is the PRN for the series of payments, since the remaining payments must reduce the principal to zero.

**Step 6:** Calculate the future value of the original principal immediately at the end of the timeline. Use Formulas 9.1 (Periodic Interest Rate), 9.2 (Number of Compounding Periods for Single Payments), and 9.3 (Compound Interest for Single Payments).

**Step 7:** Calculate the future value of all annuity payments, including the unadjusted final payment. Apply Formulas 11.1 (Number of Annuity Payments) and 11.2 (Ordinary Annuity Future Value).

**Step 8:** Calculate the balance (BAL) after the series of payments by subtracting step 7 (the future value of the payments) from Step 6 (the future value of the original principal). The fundamental concept of time value of money allows you to combine these two numbers on the same focal date. Do not round this number. The result of this step determines the amount of overpayment or underpayment, which you must then adjust in the next step.

**Step 9:** Calculate the interest portion using Formula 13.4, but modify the final amount by the result from step 8. Hence, Formula 13.4 looks like

$$\text{INT} = N \times \text{PMT} - \text{PRN} + (\text{balance from step 8})$$

### Example 13.2C: Principal and Interest for a Series Involving the Final Payment

Revisit Example 13.1A. The accountant at the accounting firm of Nichols and Burnt is completing the tax returns for the company and needs to know the total principal portion and interest expense paid during the tax year encompassing payments 13 through 24 inclusively. Recall that the company borrowed \$10,000 at 8% compounded quarterly, with month-end payments of \$452.03 for two years.

#### Plan

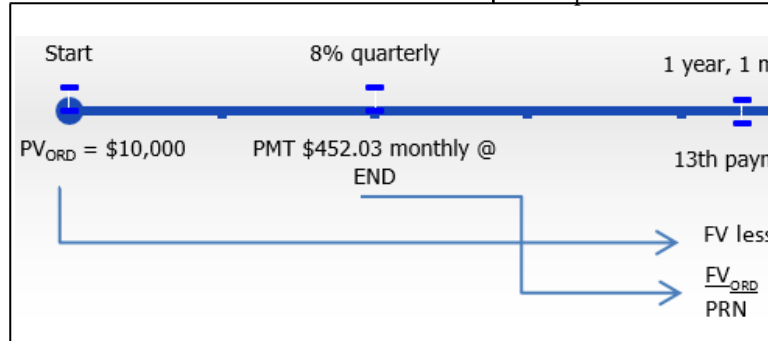
Calculate the total principal portion (PRN) and the total interest portion (INT) of the 13th to 24th payments on the two-year loan. This involves the final payment since the 24th payment is the last payment, requiring usage of the adapted steps discussed in this section.

**Understand**

What You Already Know Step 1: The following information about the accounting firm's loan is known, as illustrated in the timeline.

$PV_{ORD} = \$10,000, IY = 8\%, CY = 4,$   
 $PMT = \$452.03, PY = 12, \text{Years} = 2,$   
 $N = 2 \times 12 = 24, FV = \$0$

How You Will Get The  
 Step 2: Skip this step.  
 Step 3: Calculate the  
 payment using Formula  
 Step 4: Calculate the  
 and 11.2. Step 5: Calc  
 $BALP1 = FV - FV_{ORD}$   
 Step 6: Calculate the  
 payment using Formula  
 Step 7: Calculate the  
 and 11.2. Step 8: Calcul  
 $BALP2 = FV - FV_{ORD}$   
 Step 9: Calculate the



**Perform**

Step 3:  $i = 8\%/4 = 2\%$ ;  $N = 4 \times 1 = 4$  compounds;  $FV = \$10,000(1 + 0.02)^4 =$

Step 4:  $N = 12 \times 1 = 12$  payments  $FV_{ORD} = \$452.03 \times 4$

Step 5:  $BALP1 = \$10,824.3216 - \$5,626.36923 = \$5,197.95237$ ;  $PRN =$

Step 6:  $N = 4 \times 2 = 8$  compounds;  $FV = \$10,000(1 + 0.02)^8 = \$11,716.59$

Step 7:  $N = 12 \times 2 = 24$  payments  $FV_{ORD} = \$452.03 \times 4$

Step 8:  $BALP2 = \$11,716.59381 - \$11,716.53223 = \$0.061582$

Step 9:  $N = 13\text{th through } 24\text{th payment inclusive} = 12$  payments;

$INT = 12 \times \$452.03 - \$5,197.95237 + \$0.061582 = \$5,424.36 - \$5,197.8$

Calculator Instructions

N	I/Y	PV	PMT	FV	P/Y	C/Y
24	8	10000	-452.03	0	12	4

P1	P2	BAL (output)	PRN (output)
13	24	0.061582	5,197.890788
			*add BAL = \$5,197.8



Present	For the tax year covering payments 13 through 20, \$5,197.95 goes toward principal while \$226.40 goes toward interest.
---------	---

---

**TOP  
SECRET**

Paths To Success

Amortization by definition involves the repayment of loans, which are almost always ordinary in nature. What are the implications if you have an investment annuity due, or the rare occurrence of a loan due?

- **Step-by-Step Procedures.** Whether you are dealing with ordinary annuities or annuities due, all of the processes and procedures remain unchanged.
- **Formulas.** Make the appropriate substitutions from FVORD to FVDUE.
- **Excel.** The annuity type needs to change from ‘Ordinary’ to ‘Due’ (in cell C15 of the data entry screen in the template).
  
- **Time Value of Money Button Calculator Settings.** When the calculator is loaded with the time value of money variables, ensure that BGN mode has been set and that if the PMT has been computed you have re-entered it with two decimals.
- **AMORT Function on the BAI Plus Calculator.** A special adaptation is required but is not introduced at this time. This special adaptation will be discussed in Section 13.3 on amortization schedules due.



## Section 13.2 Exercises

### Mechanics

For each of the following ordinary annuities, calculate the final payment amount.

	<b>Principal</b>	<b>Interest</b>	<b>Payment Frequency</b>	<b>Loan Term</b>
1.	\$15,000	10% compounded quarterly	Quarterly	3 years
2.	\$85,000	6.75% compounded monthly	Monthly	7 years
3.	\$32,000	8.25% compounded annually	Annually	10 years
4.	\$250,000	5.9% compounded semi-annually	Monthly	20 years

For each of the following ordinary annuities, calculate the final payment amount along with the total interest and principal portions for the series of payments indicated.

	<b>Principal</b>	<b>Interest</b>	<b>Payment Frequency</b>	<b>Loan Term</b>	<b>Payment Series to Find (inclusive)</b>
5.	\$21,000	8% compounded quarterly	Quarterly	4 years	Year 4
6.	\$115,000	7% compounded semi-annually	Monthly	10 years	Years 9 and 10
7.	\$13,750	9.5% compounded monthly	Semi-annually	6 years	Years 5 and 6
8.	\$500,000	7.25% compounded semi-annually	Biweekly	25 years	Year 25
9.	\$71,000	3.85% compounded quarterly	Annually	15 years	Years 13 to 15
10.	\$47,500	10.25% compounded annually	Quarterly	9 years	Year 9

## Applications

- A \$28,250 loan at 9% compounded quarterly is repaid by monthly payments over five years.
- What is the amount of the final payment?
- Calculate the principal and interest portions of the payments in the final year.
- Semi-annual payments are to be made against a \$97,500 loan at 7.5% compounded semi-annually with a 10-year amortization.
- What is the amount of the final payment?
- Calculate the principal and interest portions of the payments in the final two years.
- A \$250,000 lump sum placed into an investment annuity is to make end-of-month payments for 17 years at 5% compounded annually.
- Calculate the principal and interest portions of the payments in the first five years.
- What is the amount of the final payment?
- Calculate the principal and interest portions of the payments in the last five years.
- A \$65,000 trust fund is set up to make end-of-year payments for 15 years while earning 3.5% compounded quarterly.
- What is the amount of the final payment?
- Calculate the principal and interest portion of the payments in the final three years.
- Stuart and Shelley just purchased a new \$65,871.88 Nissan Titan Crew Cab SL at 8.99% compounded monthly for a seven-year term.
- Calculate the principal and interest portions of the monthly payments in the first two years.
- What is the amount of the final monthly payment?
- Calculate the principal and interest portions of the payments in the last two years.

## Challenge, Critical Thinking, & Other Applications

- Mirabel Wholesale has a retail client that is struggling and wants to make instalments against its most recent invoice for

\$133,465.32. Mirabel works out a plan at 12.5% compounded monthly with beginning-of-month payments for two years.

- What will be the amount of the final payment?
- Calculate the principal and interest portions of the payments for the entire agreement.
- A new hotel built in Banff cost \$36 million to build. The owner's financing arrangements allow for quarterly payments at 6% compounded semi-annually over the next 30 years. The first payment is to be

made today.

- What is the amount of the final payment?
  - Calculate the principal and interest portions of the payments in the final five years.
  - Through a government arrangement, a new \$110 million state-of-the-art baseball stadium will be constructed. Under terms of this arrangement, the owner of the baseball team will be charged 8.8% compounded annually and will be allowed to defer the payments for five years before making beginning-of-year payments for 40 years.
  - What is the amount of the final payment?
  - Calculate the principal and interest portion of the payments in the final five years.
  - Wile E. Coyote owes the ACME Corporation \$75,000 for various purchased goods. Wile agrees to make \$1,000 payments at the end of every month at 10% compounded quarterly until the debt is repaid in full.
  - What is the amount of the final payment?
  - Calculate the principal and interest portion of the final six payments.
- 
- Explore how the term affects the adjustment that needs to be made to a final payment. Consider a \$450,000 loan at 7.5% compounded semi-annually with month-end payments.
  - Calculate the final payment for each term of 10, 15, 20, 25, 30, and 35 years.
  - Comment on the adjustments you made to the final payment based on your results.

## : AMORTIZATION SCHEDULES

---

### (How Much Is Mine, How Much Is Theirs?)

In the previous two sections, you have been working on parts of an entire puzzle. You have calculated the interest and principal portions for either a single payment or a series of payments. Additionally, you calculated the final payment amount along with its principal and interest components. The next task is to put these concepts together into a complete understanding of amortization. This involves developing a complete amortization schedule for an annuity (loan or investment annuity). Additionally, you will create partial amortization schedules that depict specific ranges of payments for a particular annuity.

These concepts primarily apply to accounting. Accountants must record debts properly on balance sheets, make proper journal entries into the accounting books, and track interest expenses clearly. Depreciation of fixed assets uses similar amortization processes and schedules. Bond premiums and discounts (discussed in Chapter 14) also use amortization.

On the personal side, these schedules help you understand any of your loans, mortgages, or investment annuities.

Sometimes seeing the true amount of interest you are paying may motivate you to pay the debt off faster. Courts also use these schedules to settle legal matters such as alimony payments.

### **The Complete Amortization Schedule**

An **amortization schedule** shows the payment amount, principal component, interest component, and remaining balance for every payment in the annuity. As the title suggests, it provides a complete understanding of where the money goes.



**How It Works**

Payment Number	Payment Amount (\$ (PMT))	Interest Portion (\$ (INT))	Principal Portion (\$ (PRN))	Principal Balance Remaining (\$ (PRN))
0–Start	N/A	N/A	N/A	(3)
1	(4)	(5)	(6)	(7)
etc.				
Last payment	(11)	(10)	(9)	\$0.00
Total	*if needed	(13)	*equals original loan balance	N/A

Follow these steps to develop a complete amortization schedule:

**Step 1:** Identify all of the time value of money variables (N, IY, PVORD, PMT, FV, PY, CY). If either N or PMT is unknown, solve for it using an appropriate formula. Remember to round PMT to two decimals.

**Step 2:** Set up an amortization schedule template as per the table above. Cells of the table are marked with the step numbers that follow. The number of payment rows in the table equals the number of payments in the annuity. Note that in the instance of a general annuity, the table does not distinguish between earned interest and accrued interest. The schedule reflects only the total of earned interest and interest accrued at the time of a payment.

**Step 3:** On the first row, fill in the original principal of the annuity, or PVORD.

**Step 4:** Fill in the rounded annuity payment (PMT) all the way down the column except for the final payment row.

**Step 5:** Calculate the interest portion of the current annuity payment using Formula 13.1. Round the number to two decimals for the table but retain the decimals for future calculations.

**Step 6:** Calculate the principal portion of the current annuity payment using Formula 13.2. The interest component is the unrounded interest number from step 5. Round the result to two decimals for the table but retain the decimals for future calculations.

**Step 7:** Calculate the new principal balance remaining by taking the previous unrounded balance on the line above and subtracting the unrounded principal portion (PRN) of the current payment. This is Formula 13.3 rearranged such that

$$= \text{BALP1} - \text{PRN}$$
 Round the result to two decimals for the table but retain the decimals for future calculations.

**Step 8:** Repeat steps 5 through 7 for each annuity payment until you reach the final payment.

**Step 9:** For the final payment, the principal portion is exactly equal to the previous balance remaining on the line above. Round the result to two decimals for the table but retain the decimals for future calculations. Enter “\$0.00” in the Principal Balance Remaining.

**Step 10:** Calculate the interest portion of the final annuity payment using Formula 13.1. Round the result to two decimals for the table but retain the decimals for future calculations.

**Step 11:** Calculate the final payment by adding the unrounded principal and interest portions of the final payment together. Round this number to two decimals.

**Step 12:** Since all numbers are rounded to two decimals throughout the table, check the table for the “missing penny,” as discussed below. Always ensure that for each row the previous balance minus current principal equals the new balance. Then check that the principal portion plus interest portion equals the annuity payment amount. Make any penny adjustments as needed.

**Step 13:** Sum the interest portion column in the schedule. Note that no total is necessary for the principal portion since it equals the original principal of the annuity!



### Important Notes

**The “Missing Penny”.** In the creation of the amortization schedule, you always round the numbers off to two decimals since you are dealing with currency. However, as per the rules of rounding, you do not round any numbers in your calculations until you reach the end of the amortization schedule and the annuity has been reduced to zero.

As a result, you have a triple rounding situation involving the balance along with the principal and interest components on every line of the table. What sometimes happens is that a “missing penny” occurs and the schedule needs to be corrected as per step 12 of the process above. In other words, calculations will sometimes appear to be off by a penny. You can identify the “missing penny” when one of the two standard calculations using the rounded numbers from the schedule becomes off by a penny:

- Previous BAL – PRN = current BAL (step 7)

or

- $PMT - INT = PRN$  (step 6)

It is important to remember, though, that in actuality there is no “missing penny” in these calculations. It shows up only because you are rounding off numbers. If you were not rounding numbers, this “missing penny” would never occur.

In these instances of the “missing penny”, you adjust the schedule as needed to ensure that the math works properly at all times. The golden rule, though, is that the balance in the account (BAL) is always correct and should NEVER be adjusted. Follow this order in making any adjustments:

- Adjust the PRN if necessary such that the previous  $BAL - PRN = \text{current BAL}$ .
- Then adjust INT if necessary such that  $PMT - PRN = INT$ .

Usually these adjustments come in pairs, meaning that if you need to adjust the PRN up by a penny, somewhere later in the schedule you will need to adjust the PRN down by a penny. Ultimately, these changes in most circumstances have no impact on the total interest (INT) or total principal (PRN) components, since the “missing penny” is nothing more than a rounding error within the schedule.

**Your BAII Plus Calculator.** The calculator speeds up the repetitive calculations required in the amortization schedule. To create the schedule using the calculator, adapt the steps as follows:

Step 1: Load the calculator with all seven time value of money variables, solving for any unknowns. Ensure that PMT is keyed in with two decimals, and obey the cash flow sign convention.

Steps 2–4: Unchanged.

Steps 5–7: Open the AMORT function. Set the  $P1 = 1$  and  $P2 = 1$ . In the appropriate column, record the BAL, PRN, and INT rounded to two decimals.

Step 8: Repeat steps 5–7 by increasing the payment number ( $P1$  and  $P2$ ) by one each time. Ensure  $P1 = P2$  at all times. Step 9: Unchanged.

Step 10: Set the  $P1$  and  $P2$  to the final payment number. Record the INT amount. Steps 11–12: Unchanged.

Step 13: Set the  $P1 = 1$  and  $P2 = \text{final payment number}$ . Record the INT amount.



### Example 13.3A: Payment Plan on a Dishwasher

Tamara purchased a new dishwasher from The Bay for \$895.94. By placing it on her Bay credit card, she can pay off the dishwasher through a special six-month payment plan promotion that charges her 5.9% compounded monthly. Construct the complete amortization schedule for Tamara and total her interest charges.

#### Plan

Construct a complete amortization schedule for the dishwasher payments along with the total interest paid.

#### Understand

What You Already Know Step 1: The timeline for Tamara's purchase appears in the timeline.

PVORD = \$895.94,

IY = 5.9%, CY = 12,

PY = 12, Years = 0.5, FV = \$0

#### How You Will Get There

Step 1 (continued): Solve for the payment (PMT) using Formulas 9.1, 11.1, and 11.4. Step 2: Set up the amortization table.

Steps 3 and 4: Fill in the original principal and payment column.

Steps 5 to 8: For each line use Formulas 13.1 and 13.2 and the rearranged Formula 13.3.

Steps 9 to 11: Fill in the principal and balance remaining, calculate the interest using Formula 13.1, and determine the final payment by adding the interest and principal components together.

Step 12: Check for the "missing penny." Step 13: Sum the interest portion.

Step 1 (continued):  $i = 5.9\%/12 = 0.4916\%$ ;  $N = 12 \times \frac{1}{2} = 6$  payments

$$\left[ 1 - \frac{1}{(1 + i)^6} \right]$$

$$\$895.94 = \text{PMT}$$

12

$$\frac{(1 + 0.004916)^{12}}{(1 + 0.004916)^{12} - 1}$$

PMT =

$$\frac{\$895.94}{1 - 0.971001} = 0.004916$$

$$\$895.94 [5.898088]$$

$$= \$151.90$$

Perform

Steps 2 to 11 (with some calculations) are detailed in the table below:

Payment Number	Payment Amount (\$)(PMT)	Interest Portion (\$)(INT)	Principal Portion (\$)(PRN)	Principal Balance Remaining (\$)(PRN)
0-Start				\$895.94
1	\$151.90	(1) \$4.41	(2) \$147.49	(3) \$748.45
2	\$151.90	\$3.68	\$148.22	\$600.22
3	\$151.90	\$2.95	\$148.95	\$451.28
4	\$151.90	\$2.22	\$149.68	\$301.59
5	\$151.90	\$1.48	\$150.42	\$151.18
6	(4) \$151.92	\$0.74	\$151.18	\$0.00
Total				

12

$$(1) \text{ INT} = \$895.94 \times ((1 + 0.004916)^{12} - 1) = \$4.405038$$

$$(2) \text{ PRN} = \$151.90 - \$4.405038 = \$147.494961$$

$$(3) \text{ BALP2} = \$895.94 - \$147.494961 = \$748.445038$$

$$(4) \text{ Final Payment} = \$151.177613 + \$0.742386 = \$151.92$$

Steps 12 to 13: Adjust for the “missing pennies” (noted in red) and total the interest.

Payment Number	Payment Amount (\$)(PMT)	Interest Portion (\$)(INT)	Principal Portion (\$)(PRN)	Principal Balance Remaining (\$)(PRN)
0-Start				\$895.94
1	\$151.90	\$4.41	\$147.49	\$748.45
2	\$151.90	\$3.67	\$148.23	\$600.22
3	\$151.90	\$2.96	\$148.94	\$451.28
4	\$151.90	\$2.21	\$149.69	\$301.59
5	\$151.90	\$1.49	\$150.41	\$151.18
6	\$151.92	\$0.74	\$151.18	\$0.00
Total	\$911.42	\$15.48	\$895.94	

Calculator Instructions

N	I/Y	PV	PMT	FV	P/Y	C/Y
6	5.9	895.94	Answer: -151.903441 Re-keyed as -151.90	0	12	12

Payment	P1	P2	BAL (output)	PRN (output)	INT (output)
1	1	1	748.4450383	147.494961	4.4050383
2	2	2	600.224893	148.22014	3.679854
3	3	3	451.275998	148.948894	2.951105
4	4	4	301.594772	149.681226	2.218773
5	5	5	151.177613	150.417159	1.482840
6	6	6	0.020903	151.156710 *add BAL=151.177613	0.743289
Total	1	6	0.020903	895.919096 *add BAL=895.94	15.480903

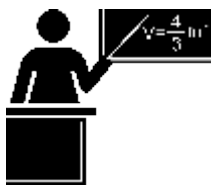
Present

The complete amortization schedule is shown in the table above. The total interest Tamara is to pay on her dishwasher is \$15.48.

## Amortization Schedule Due

In the instance of an annuity due, you require a small modification to the amortization schedule, as illustrated in the next table. Notice that the headers of the second and fifth columns have been modified to clarify the timing of the payment and point in time when the balance is achieved. Each line of the table still represents one payment interval.

Payment Number	Payment Amount at Beginning of Interval (\$) (PMT)	Interest Portion (\$) (INT)	Principal Portion (\$) (PRN)	Principal Balance Remaining at End of Interval (\$) (PRN)
0–Start	N/A	N/A	N/A	(3)
1	(4)	(5)	(6)	(7)
etc.				
Last payment	(11)	\$0.00 (10)	(9)	\$0.00
Total	*if needed	(13)	*equals original loan balance	N/A



### The Formula

Be sure to determine any calculated amounts such as PMT through the appropriate annuity due formulas and not the ordinary annuity formulas. Recall that in an annuity the annuity payment is made at the beginning of the interval, which

INTDUE is Interest Portion: The interest portion of a payment on any simple or general annuity due. Formula 13.5 – Interest Portion of a Due Single Payment:  $INTDUE = (BAL - INTDUE) \times ((1 + i)^{PY} - 1)$  How It Works PY is Payment Frequency: The number of payment intervals in a single year. BAL is Previous Balance Owing: The principal balance owing immediately prior to the current annuity due payment. i is Periodic Interest Rate: This is the rate of interest that is used in converting the interest to

principal. It results from Formula  $PMT$  is Annuity Payment Amount: The amount of the annuity due payment (which is made at the beginning of the interval and therefore immediately reduces the balance for the period in question).  $CY$  is Compound Frequency: The number of compounding periods in a single year.

immediately reduces the balance eligible for interest. Calculating interest requires Formula 13.1 to be adapted and reintroduced as Formula 13.5.

When you work with the amortization of annuities due, you must make the following modifications to the 13-step

process:

Step 1: Ensure that you use appropriate annuity due formulas when solving for any unknown variable.

Step 5: Recall that the payment is made at the beginning of the interval, which immediately reduces the balance eligible for interest. Calculating interest requires Formula 13.5, not Formula 13.1.

Step 10: The last annuity due payment reduces the balance to zero. Therefore, no interest is accrued for the last payment interval.



### Important Notes

**The BAII Plus Calculator.** On the calculator, the AMORT function is designed only for ordinary amortization; however, a little adaptation allows you to generate amortization due outputs quickly:

- **P1 and P2.** In an annuity due, since the first payment occurs today (time period 0), the second payment is at time period 1, and so on, the payment number of an annuity due is always one higher than the payment number of an ordinary annuity. To adapt on your calculator, always add 1 to the payment number being calculated. For example, if you are interested in payment seven only, set both P1 and P2 to 8. Or, if you are interested in the payment range 14 through 24, set P1 = 15 and P2 = 25.
- **BAL:** To generate the output, the payment numbers are one too high. This results in the balance being decreased by one extra payment. To adapt the procedure, manually increase the balance by adding one payment (or with BAL on your display, use a shortcut key sequence of  $- RCL PMT =$ ).
- **INT and PRN:** Both of these numbers are correct except for the final payment. If working with the final payment, you need to adjust the PRN by the BAL remaining.

### Example 13.3B: An Investment Annuity Due

Maisy just moved to Toronto to attend the University of Toronto. Shortly after she settled into her new apartment, her parents sent her an email on September 1 confirming that they had set up an investment annuity for \$25,000 at 4.75% compounded semi-annually to assist her with tuition fees and buying textbooks. The annuity will deposit the funds to her bank account annually starting today for four years. Construct a complete amortization schedule and calculate the total interest earned.

#### Plan

Construct a complete amortization schedule for the investment fund along with the total interest earned. Note that this situation presents an investment annuity due.

#### Understand

What You Already Know Step 1: The timeline for the education fund appears in the timeline.

PVDUE = \$25,000,

IY = 4.75%, CY = 2,

PY = 1, Years = 4, FV = \$0

#### How You Will Get There

Step 1 (continued): Solve for the payment (PMT) using Formulas 9.1, 11.1, and 11.5. Step 2: Set up the amortization table for an annuity due.

Steps 3 and 4: Fill in the original principal and payment column. Put the first payment on the first line and deduct it immediately with no interest from the principal.

Steps 5 to 8: For each line use Formulas 13.5 and 13.2 and the rearranged Formula 13.3. Steps 9 to 11: Fill in the principal and balance remaining, set the interest portion to zero, and determine the final payment by adding the interest and principal component together.

Step 12: Check for the “missing penny.” Step 13: Total up the interest portion.

Step 1 (continued):  $i = 4.75\%/2 = 2.375\%$ ;  $N = 1 \times 4 = 4$  payments

$$\frac{1 - (1 + 0.02375)^{-2}}{0.02375}$$

$$(1 + 0.02375)^2$$

\$25,000

$$25,000 = PMT \times \frac{1 - (1 + 0.02375)^{-2}}{0.02375}$$

2

$$(1 + 0.02375)^2 - 1$$

$$\frac{25,000}{(1 + 0.02375)^2 - 1} = PMT$$

$$PMT = \frac{25,000}{1.048064 - 1} = \frac{25,000}{0.048064} = 52,015.74$$

= \$6,696.74

1

$$\frac{1 - (1 + 0.048064)^{-1}}{0.048064}$$

Perform

Steps 2 to 11 (with some calculations) are detailed in the table below):



Payment Number	Payment Amount at Beginning of Interval (\$) (PMT)	Interest Portion (\$) (INT)	Principal Portion (\$) (PRN)	Principal Balance Remaining at End of Interval (\$) (PRN)
0–Start				\$25,000.00
1	\$6,696.74	(1)\$879.73	(2)\$5,817.01	(3)\$19,182.99
2	\$6,696.74	\$600.14	\$6,096.60	\$13,086.39
3	\$6,696.74	\$307.11	\$6,389.63	\$6,696.76
4	\$6,696.76	\$0.00	\$6,696.76	\$0.00
Total	\$26,786.98	\$1,786.98	\$25,000.00	

2

$$(1) \text{INTDUE} = (\$25,000 - \$6,696.74) \times ((1 + 0.02375)^1 - 1) = \$879.729032$$

$$(2) \text{PRN} =$$

$$\$6,696.74 -$$

$$\$879.729032$$

=

$$\$5,817.01096$$

$$7 (3) \text{BALP2}$$

$$= \$25,000 -$$

$$\$5,817.01096$$

$$7 =$$

$$\$19,182.99$$

Step 12: There are no “missing pennies.” Step 13: Interest is totalled in the table above.

## Calculator Instructions

Mode	N	IY	PV	PMT	FV	P/Y	C/Y
BGN	4	4.75	-25000	Answer: 6,696.744972 Rekeyed as 6,696.74	0	1	2

Payment	P1	P2	BAL (output)	PRN (output)	INT (output)
1	2	2	-12,486.24903 *add PMT = 19,192.99	5,817.010967	879.729032
2	3	3	-6,389.648886 * add PMT = 13,086.39	6,096.600146	600.139853
3	4	4	-0.021369 * add PMT = 6,696.76	6,389.627517 *add BAL = 6,389.648886	307.112483
4	5	5	6,696.717603 * add PMT = -0.021369	6,696.738973 *add BAL = 6,696.76	0.001027
Total	2	5	6,696.717603 * add PMT = -0.021369	24,999.97863 *add BAL = 25,000	1,786.98137

**Present**

The complete amortization schedule is shown in the table. The total interest earned on the education fund is \$1,786.98.

## The Partial Amortization Schedule

Sometimes, businesses are interested only in creating **partial amortization schedules**, which are amortization schedules that show only a specified range of payments and not the entire annuity. This may occur for a variety of reasons. For instance, the complete amortization schedule may be too long (imagine weekly payments on a 25-year loan), or maybe you are solely interested in the principal and interest portions during a specific period of time for accounting and tax purposes.



### How It Works

The procedure for partial amortization schedules remains almost the same as a complete schedule with the following notable differences:

Step 2: Set up a partial amortization schedule template as per this next table. The corresponding step numbers are identified in the table.

Payment Number	Payment Amount (\$ (PMT))	Interest Portion (\$) (INT)	Principal Portion (\$) (PRN)	Principal Balance Remaining (\$) (PRN)
Preceding Payment #	N/A	N/A	N/A	(3)
First Payment Number of Partial Schedule	(4)	(5)	(6)	(7)
etc.				
Last Payment Number of Partial Schedule	(11)*	(10)*	(9)*	\$0.00
Totals	*if needed	(13)	(13)	N/A

\*Perform these steps only if the final payment in the annuity is involved in the schedule

Step 3: Calculate the balance remaining in the account immediately before the first payment of the partial schedule. Recall that this requires you to calculate the future value of the principal less the future value of all payments made.

Steps 9 to 11: These steps are required only if the final payment is involved in the partial schedule. Step 13: Sum the principal portion as well as the interest portion.

### Example 13.3C: A Partial Loan Amortization Schedule on a Loan

Molson Coors Brewing Company just acquired \$1.2 million worth of new brewing equipment for its Canadian operations. The terms of the loan require end-of-quarter payments for eight years at 8.3% compounded quarterly. For accounting purposes, the company is interested in knowing the principal and interest portions of each payment for the fourth year and also wants to know the total interest and principal paid during the year. Construct the partial amortization schedule.

Plan

Construct a partial amortization schedule for the fourth year of the loan along with the total interest and principal paid during the year.

What You Already Know Step 1: The timeline for the equipment loan appears in the timeline.  $PVORD = \$1,200,000$ ,

$IY = 8.3\%$ ,  $CY = 4$ ,

Understand

$PY = 4$ ,  $Years = 8$ ,  $FV = \$0$

How You Will Get There

Step 1 (continued): Solve for the payment (PMT) using Formulas 9.1, 11.1, and 11.4. Step 2: Set up the partial amortization table for the ordinary annuity.

Step 3: Calculate the future value of loan principal for the end of the third year (the 12th payment) using Formulas 9.2 and 9.3.

Then calculate the future value of the first 12 payments using Formulas 11.1 and 11.2. Calculate the principal balance after 12 payments through  $BAL = FV - FVORD$ .

Step 4: Fill in the payment column for the four payments made in the fourth year. Steps 5 to 8: For each line of the table, use Formulas 13.1 and 13.2 and the rearranged Formula 13.3.

Steps 9 to 11: Not needed, since the final payment is not involved. Step 12: Check for the “missing penny.”

Step 13: Sum the interest and principal portions.

Step 1 (continued):  $i = 8.3\%/4 = 2.075\%$ ;  $N = 4 \times 8 = 32$  payments

$$\begin{array}{c} 32 \\ \diamond \\ \left[ \quad \quad \quad 1 \quad \quad \right] \\ 4 \\ 1 - \diamond \\ | \quad | \end{array}$$

$$(1 + 0.02075)^4$$

\$1,200,000

$$\$1,200,000 = PMT \left[ \frac{1 - (1 + 0.02075)^{-4}}{0.02075} \right]$$

$$4 \left[ \frac{1 - (1 + 0.02075)^{-4}}{0.02075} \right] = \frac{\$1,200,000}{PMT}$$

PMT =

0.481701

◆ 0.02075 ◆

= \$51,691.71

Perform

Steps 2 to 11 (with some calculations, including Step 3) are detailed in the table below:

Payment Number	Payment Amount (\$) (PMT)	Interest Portion (\$) (INT)	Principal Portion (\$) (PRN)	Principal Balance Remaining (\$) (PRN)
12				(1) \$839,147.91
13	\$51,691.71	(2) \$17,412.32	(3) \$34,279.39	(4) \$804,868.52
14	\$51,691.71	\$16,701.02	\$34,990.69	\$769,877.83
15	\$51,691.71	\$15,974.96	\$35,716.75	\$734,161.08
16	\$51,691.71	\$15,233.84	\$36,457.87	\$697,703.22
Totals				

(1) Step 3: Principal:  $N = 4 \times 3 = 12$  compounds;  $FV = \$1,200,000(1 + 0.02075)^{12} = \$1,535,373.036$

Payments:  $N = 4 \times 3 = 12$  payments;

FVORD

$$= \$51,691.71 \times (1 + 0.02075)^4$$

$$- 1 \times \$51,691.71 \times 0.279477 = \$696,225.1283$$

$$\text{Balance: } \$1,535,373.036 - \$696,225.1283 = \$839,147.9072$$

4

0.02075

$$(2) \text{INT} = \$839,147.9072 \times ((1 + 0.02075)^4 - 1) = \$17,412.31908$$

$$(3) \text{PRN} = \$51,691.71 - \$17,412.31908 = \$34,279.39092$$

$$(4) \text{BALP2} = \$839,147.9072 - \$34,279.39092 = \$804,868.5163$$

Steps 12 to 13: Adjust for the “missing pennies” (noted in red) and total the interest.

Payment Number	Payment Amount (\$) (PMT)	Interest Portion (\$) (INT)	Principal Portion (\$) (PRN)	Principal Balance Remaining (\$) (PRN)
12				(1) \$839,147.91
13	\$51,691.71	(2) \$17,412.32	(3) \$34,279.39	(4) \$804,868.52
14	\$51,691.71	\$16,701.02	\$34,990.69	\$769,877.83
15	\$51,691.71	\$15,974.96	\$35,716.75	\$734,161.08
16	\$51,691.71	\$15,233.85	\$36,457.86	\$697,703.22
Totals	\$206,766.84	\$65,322.15	\$141,444.69	

Calculator Instructions

N	I/Y	PV	PMT	FV	P/Y	C/Y
32	8.3	1200000	Answer: -51,691.71391 Re-keyed as -51691.71	0	4	4

Payment	P1	P2	BAL (output)	PRN (output)	INT (output)
12	12	12	839,147.9072	N/A	N/A
13	13	13	804,868.5163	34,279.39092	17,412.31908
14	14	14	769,877.828	34,990.68829	16,701.02171
15	15	15	734,161.083	35,716.74507	15,974.96493
16	16	16	697,703.2154	36,457.86753	15,233.84247
Total	13	16	697,703.2154	141,444.6918	65,322.14819

**Present**

The partial amortization schedule for the fourth year is shown in the table above. The total interest paid in the year is \$65,322.15, and the principal portion is \$141,444.69



## Section 13.3 Exercises

### Mechanics

For each of the following ordinary annuities, create the complete amortization table and calculate the total interest.

	Principal	Interest	Payment Frequency	Loan Term
1.	\$27,500	6.8% compounded quarterly	Quarterly	2 years
2.	\$192,000	4.75% compounded semi-annually	Semi-annually	4 years
3.	\$1,854.25	8.99% compounded annually	Monthly	6 months
4.	\$425,000	5.9% compounded monthly	Annually	7 years

For each of the following ordinary annuities, calculate the partial amortization schedule for the payment series indicated along with the total interest and principal portions.

	Principal	Interest	Payment Frequency	Loan Term	Partial Schedule Payments (inclusive)
5.	\$221,000	7.14% compounded quarterly	Quarterly	15 years	Year 11
6.	\$109,900	3.8% compounded monthly	Monthly	5 years	Payments 38 to 43
7.	\$450,000	7.5% compounded semi-annually	Monthly	25 years	Payments 26 to 29
8.	\$500,000	9.5% compounded annually	Semi-annually	12 years	Years 11 and 12



## Applications

For questions 9 through 11, construct a complete amortization schedule and calculate the total interest.

- A farmer purchased a John Deere combine for \$369,930. The equipment dealership sets up a financing plan to allow for end-of-quarter payments for the next two years at 7.8% compounded monthly.
- Jennifer purchased an Aqua Shield Sunroom for \$19,097. Terms of purchase require her to put \$2,000 down, with the balance financed through six equal end-of-month payments at 11.2% compounded semi-annually.
- Jerry's Concrete installed a \$13,544 concrete driveway for a client with no money down and four equal end-of-month instalments at 4.9% compounded monthly.

For questions 12 through 14, construct the partial amortization schedule indicated and calculate the total principal and interest portions represented by the partial schedule.

- Some real estate is purchased for \$850,000 with a 30-year amortization at 6.8% compounded semi-annually. Create a schedule for the end-of-month payments in the first half of the 14th year.
- Marcel had a new cedar fence installed around his oversized house lot for \$22,900. The fence company allows him to finance the purchase with end-of-month instalments for one year at 7.39% compounded annually. Construct a schedule for the first two payments and the last four payments.
- Ron and Natasha had Oasis Leisure and Spa install an in-ground swimming pool for \$51,000. The financing plan through the company allows for end-of-month payments for two years at 6.9% compounded quarterly. Ron and Natasha instruct Oasis to round their monthly payment upward to the next dollar amount evenly divisible by \$500. Create a schedule for the first three payments, payments seven through nine, and the last three payments.

## Challenge, Critical Thinking, & Other Applications

- David leased an Acura CSX for \$30,185 with no down payment on a 48-month lease at 2.9% compounded annually. The residual value is \$11,516. Set up a partial amortization schedule for monthly payments 7 through 13. What is the total interest paid?
- Merryweather's \$40,000 trust fund is set to mature and will make its first semi-annual payment to her

- today. The fund can earn 4.4% compounded annually during its five-year term. Construct a complete amortization schedule including the total interest earned.
- Construct a new complete amortization schedule for the farmer in question 9 if he has a prosperous third quarter and is able to put \$35,000 toward his debt in addition to his regular third-quarter payment. How much interest in total would he save?
  - Hillary acquired an antique bedroom set recovered from a European castle for \$118,000. She will finance the purchase at 7.95% compounded annually through a plan allowing for payments of \$18,000 at the end of every quarter.
  - Create a complete amortization schedule and indicate her total interest paid.
  - Recreate the complete amortization schedule if Hillary pays two additional top-up payments consisting of 10% of the principal remaining after her third payment as well as her fifth payment. What amount of interest does she save?
- 
- Sinbad is an agent for RE/MAX. He purchased a Cadillac STS for his realty business so that he could drive clients to various homes. Through the bank, he financed the \$85,595 vehicle at 5.95% compounded annually on a 24-month term. To file his taxes, he needs a complete amortization schedule with the total interest paid for the first 12 months and then for the next 12 months.
  - Astrid just had a \$450,000 custom home built by Hallmark Homes. She took out a 25-year amortization on her mortgage at 6.4% compounded semi-annually and locked the rate in for the first three years. Construct a partial amortization schedule for the first three years and calculate the total interest and principal portions.

## : SPECIAL APPLICATION: MORTGAGES

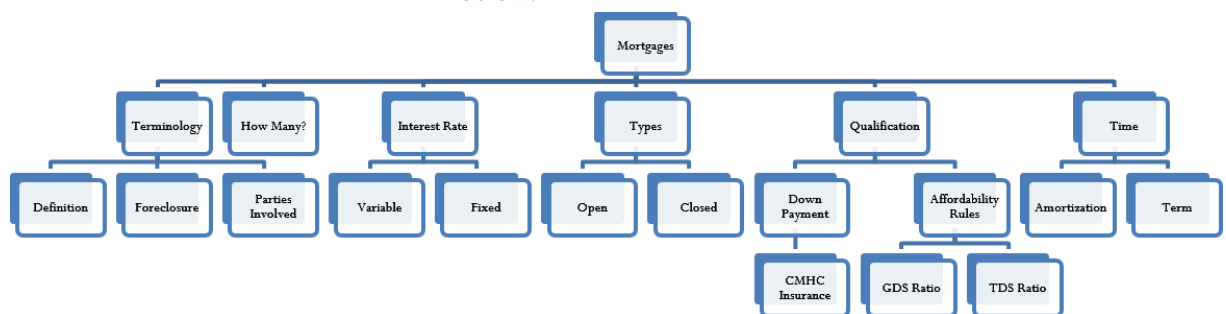
### (Your Biggest Purchase)

If you buy a home in Canada, you will almost certainly need to take out a mortgage. After all, the expense is huge: on average a house costs \$784,567 in Vancouver, \$432,576 in Calgary, \$261,666 in Winnipeg, \$503,094 in Toronto, \$272,069 in Halifax, and \$318,363 in the Northwest Territories!<sup>1</sup> As mentioned earlier in this book, the average Canadian home costs approximately \$378,369.<sup>2</sup> Compare that with Canadian median family gross income of \$69,860,<sup>3</sup> and once you consider the income left after all deductions and expenses it becomes obvious that you will have to pay for your home gradually over many years. That means you must make use of a financial institution's money over time, all the while paying for this privilege in the form of interest.

Your home mortgage may well be the biggest personal financial transaction you will ever make, so understanding the factors that determine your mortgage payments can save you a lot of money. This section explains mortgage fundamentals and shows you how to amortize and calculate payments on various mortgages.

### Mortgages Explained

This figure illustrates the various concepts related to mortgages. Each of these concepts is discussed below.



### Terminology

A **mortgage** is a special type of loan that is collaterally secured by real estate. In

essence, the loan has a lien against the property, that is, the right to seize the property for the debt to be satisfied. An individual or business taking out a mortgage is obliged to pay back the amount of the loan with interest based on a predetermined contract. The financial institution, though, has a claim on the real estate property in the event that the mortgage goes into default, meaning that it is not paid as per the agreement. In these instances, financial institutions will pursue **foreclosure** of the property, which allows for the tenants to be evicted and the property to be sold. The proceeds of the sale are then used to pay off the mortgage.

A mortgage always involves two parties. The individual or business that borrows the money is referred to as the **mortgagor**, and the financial institution that lends the money is referred to as the **mortgagee**.

## How Many Mortgages

A real estate property can have more than one mortgage. The main mortgage based on the amount of money borrowed to purchase the home is called the **first mortgage**. But property owners can choose to have other mortgages as

[1 Canadian Real Estate Association \(CREA\), “Housing Market Stats”,  
https://www.crea.ca/housing-market-stats/](https://www.crea.ca/housing-market-stats/) (accessed July 9, 2011).

[2 Living In Canada, “Canadian House Prices,” www.livingin-canada.com/house-prices-canada.html](http://www40.statcan.ca/101/cst01/famil108a-eng.htm) (accessed July 9, 2011). [3 Statistics Canada, “Median Total Income, by Family Type, by Province and Territory, CANSIM table 111-0009,  
http://www40.statcan.ca/101/cst01/famil108a-eng.htm](http://www40.statcan.ca/101/cst01/famil108a-eng.htm) (accessed October 19, 2010).

well. For example, most home equity lines of credit (HELOCs) are secured by a **second mortgage** against the property. Sometimes homeowners borrow money to make home improvements or renovations and have these amounts placed as an additional mortgage against the property. Any number of mortgages against a property is possible, though it is uncommon to have more than three. The order of the mortgages is important. If the mortgage goes into default and foreclosure occurs, the mortgagee with the first mortgage gets access to the proceeds first. If any money is left over after the first mortgage is paid off, the mortgagee of the second mortgage gets the remainder. If anything is left, the third mortgagee gets the balance and so on until all proceeds have been expended. Ultimately, any money left over after all mortgages and costs have been paid belongs to the mortgagor.

## Interest Rate

In the mortgage contract, the two parties can agree to either a fixed interest rate or a variable interest rate. Either way, the mortgage always forms an ordinary annuity since interest is not payable in advance.

- Under a fixed interest rate, the principal is repaid through a number of equal payments that cover both the interest and principal components of the loan. The interest portion is highest at the beginning and gradually declines over the amortization period of the mortgage. In Canada, fixed interest rates are either annually or semi-annually compounded; the latter is the prevailing choice.
- In a variable interest rate mortgage, the principal is repaid through an agreed-upon number of unequal payments that fluctuate with changes in borrowing rates. The principal and interest portions of the payment vary as interest rates fluctuate, meaning that the interest portion can rise at any point with any increase in rates. When rates change, a common practice in many financial institutions is to change the variable interest rate as of the first day of the next month. If the rate change does not coincide with a mortgage payment date, then the interest portion is calculated in a way similar to the procedure for a demand loan (see Section 8.5), where the exact number of days at the different rates must be determined. In Canada, variable interest rates are usually compounded monthly.

## Types of Mortgages

The mortgage agreement can be open or closed. An **open mortgage** has very few rules and it allows the mortgagor to pay off the debt in full or make additional prepayments at any given point in any amount without penalty. A **closed mortgage** has many rules that determine how the mortgage is to be paid. It does not allow the mortgager to pay off the debt in full until the loan matures. As a marketing tool, most closed mortgages have “top-up” options that allow the mortgagor to make additional payments (such as an additional 20% per year) against the mortgage without penalty. Any payments exceeding the maximums or early payment of the mortgage are penalized heavily, with a three-month minimum interest charge that could be increased up to a measure called the interest rate differential, which effectively assesses the bank’s loss and charges the mortgagor this full amount.

## Qualification

Purchasing a home and obtaining a mortgage requires a down payment. You can

get a mortgage with a 25% down payment or more; this is known as a loan-to-value ratio of 75% or less. The loan-to-value ratio divides the principal borrowed by the value of the house. If you do not have enough down payment to meet this criterion, you can make the real estate purchase with as little as 5% down (a 95% loan-to-value ratio); however, your mortgage must then be insured by the Canada Mortgage and Housing Corporation (CMHC). The premium charged for the insurance can range from 0.5% to 3.3% of the principal borrowed, depending on the mortgage particulars.

To qualify for a mortgage, you must also meet two affordability rules:

- The first affordability rule states that your principal, interest, taxes, and heating expenses, or PITH, must not exceed 32% of your gross monthly household income. If the real estate involves a condominium, then 50% of the condo fees are also included in the PITH. This is known as the **gross debt service (GDS) ratio**.
- The second affordability rule states that the PITH plus all other debt requirements must not exceed 40% of gross monthly household income. Other debt can include any other debt payments such as car loans, credit cards, or student loans. This is known as the **total debt service (TDS) ratio**.

It is important to note that these ratios have some degree of flexibility depending on the financial institution issuing the mortgage. Each of the percentages for the ratios commonly varies by up to  $\pm 3\%$  depending on the particular institution's policies.

## Time

Finally, due to the large amount of principal borrowed in a real estate purchase, the mortgage may be amortized over an extended time period. The most common amortization is 25 years with a maximum of 30 years. That is a long time frame for any contract. Consequently, mortgages are taken out in shorter terms, usually up to no more than five years, although some institutions do offer seven- or ten-year terms. This allows the financial institution regular opportunities to update the interest rate to reflect current mortgage rates. What this means to the mortgagor is that the mortgage becomes due in full at the end of each term. Most people then renew their mortgage for another term, though the amortization period becomes shorter in accordance with the number of years elapsed since the initial principal was borrowed. The figure below illustrates the typical mortgage amortization process, where the amortization is initially established at 25 years and the mortgagor uses five consecutive five-year terms to pay off the debt.

## How Mortgage Interest Rates Are Determined

The actual interest rate you can obtain on a mortgage is determined by five factors in combination:

- **The Bank of Canada Rate.** This rate sets the basis from which all variable rates are determined. The prime rate (the Bank of Canada rate +2%) is usually the lowest obtainable interest rate. Some banks, however, discount this rate slightly by a margin between 0.1% and 0.4%.
- **Bond Market Rates.** Bond market rates set the basis for which all fixed interest rates are determined. Fluctuations in the prime rate do not necessarily affect bond market rates.
- **The Mortgage Type.** Open mortgages have substantially higher rates than equivalent closed mortgages because of the uncertainty of when the mortgage will be paid off. Banks protect their interests and minimize the risks of open mortgages through the higher rate.
- **The Term.** As the length of the term increases, the interest rate increases as well. This is due to the uncertainty of future interest rates. The financial institution must protect itself against rising rates in the future.
- **The Type of Rate.** Variable rates are lower than fixed rates since the financial institution can adjust the rate at any time to match prevailing conditions. Fixed rates do not share this benefit of adjustability and therefore are higher to protect the financial institution.

The table on the next page illustrates some actual posted semi-annually compounded interest rates at the time of writing.

Term	Closed Mortgage		Open Mortgage	
	Variable Rate	Fixed Rate	Variable Rate	Fixed Rate
1 year	2.10%	3.09%	3.14%	6.30%
5 year	3.00%	5.34%	4.00%	8.25%

## Calculating the Mortgage Payment

The following mortgage variables are always known:

- Mortgage interest rates are posted by every financial institution. The posted rate is almost always negotiable, and a smart mortgagor may be able to negotiate up to a 1% deduction from the posted rate.
- The mortgagor chooses the amortization period, the term, and the payment frequency and also negotiates these variables with the financial institution.
- The principal is determined by the value of the home purchased less any down payment plus any fees or premiums.
- All mortgages are ordinary annuities.

What is left? The unknown variable is the mortgage payment amount that matches the time value of money variables.

When calculating this amount, the most important variable is the amortization period, which determines the length of time over which the loan is repaid. It forms the basis for calculating the payment. Note that the term has no effect on the payment calculation. It dictates only the time frame during which the current mortgage arrangement (interest rate, payment frequency, type, and so on) remains in effect.



### How It Works

Follow these steps to calculate a mortgage payment:

**Step 1:** Visualize the mortgage by drawing a timeline as illustrated below. Identify all other time value of money variables, including PVORD, IY, CY, PY, and Years. The future value, FV, is always zero (the mortgage is repaid).

**Step 2:** Calculate the periodic interest rate ( $i$ ) using Formula 9.1.

#### Step

3:

Calculat  
e the  
number  
of  
annuity  
payment  
s (N)



using  
Formula  
11.1.  
Remem  
ber to  
use the  
amortiza  
tion  
period  
and not  
the

term for the Years variable in this calculation.

**Step 4:** Calculate the ordinary annuity payment amount using Formula 11.4 and rearranging for PMT. You must round this calculated amount to two decimals since it represents a physical payment amount.



### Give It Some Thought

In each of the following situations determine which mortgage results in a higher mortgage payment. Assume all other time value of money variables remain constant.

- Open or closed
- Fixed or variable
- Two-year fixed rate or five-year fixed rate
- Ten-year amortization or 20-year amortization

**Example 13.4A: What Are the Payments?**

The Olivers are looking to purchase a new home from Pacesetter Homes in a northeastern Calgary suburb. An Appaloosa 3 model shows the Olivers planning on putting \$50,000 as a down payment with a 25-year amortization and weekly payments. If current mortgage rates are fixed at 5.29% compounded semi-annually for a five-year closing period.

<p><b>Plan</b></p>	<p>Calculate the mortgage payment amount required (PMT).</p>													
<p><b>Understand</b></p>	<p>What You Already Know                  Step 1: The mortgage timeline appears below. <math>PV_{ORD} = \\$408,726.15 - \\$50,000 = \\$358,726.15</math>,  <math>IY = 5.29\%</math>, <math>CY = 2</math>, <math>PY = 52</math>, <math>Years = 25</math>, <math>FV = \\$0</math></p>	<p>How You                  Apply For                  Step 3                  Step 4                  11.4, reas</p>												
<p><b>Perform</b></p>	<p>Step 2: <math>i = 5.29\%/2 = 2.645\%</math>                  Step 3: <math>N = 52 \times 25 = 1,300</math> payments                  Step 4:</p> $[1 - (1 + 0.02645)^{-1300}]$ $\$358,726.15 = PMT \left[ \frac{1 - (1 + 0.02645)^{-1300}}{0.02645} \right]$ $PMT = \frac{\$358,726.15 \times 0.02645}{1 - (1 + 0.02645)^{-1300}} = \$494.40$	<p>Calculator Instructions</p> <table border="1" data-bbox="1161 961 1624 1066"> <thead> <tr> <th>Mode</th> <th>N</th> <th>I/Y</th> <th>PV</th> </tr> </thead> <tbody> <tr> <td>END</td> <td>1300</td> <td>5.29</td> <td>358726.15</td> </tr> </tbody> </table> <table border="1" data-bbox="1161 1123 1624 1228"> <tbody> <tr> <td>PMT</td> <td>-494.398328</td> </tr> <tr> <td>Answer:</td> <td>-494.398328</td> </tr> </tbody> </table>	Mode	N	I/Y	PV	END	1300	5.29	358726.15	PMT	-494.398328	Answer:	-494.398328
Mode	N	I/Y	PV											
END	1300	5.29	358726.15											
PMT	-494.398328													
Answer:	-494.398328													
<p><b>Present</b></p>	<p>If the Olivers purchase this home as planned, they are mortgaging \$358,726.15 for 25 years. They will make weekly payments of \$494.40. After the five years, they must</p>													

## Renewing the Mortgage

When the term of a mortgage expires, the balance remaining becomes due in full. Typically the balance owing is still quite substantial, so the mortgage must be renewed. As discussed earlier, this means that the mortgagor assumes another mortgage, not necessarily with the same financial institution, and the amortization term is typically reduced by the length of the first term. The length of the second term of the mortgage then depends on the choice of the mortgagor. Other variables such as payment frequency and the interest rate may or may not change.

For example, assume a mortgage is initially taken out with a 25-year amortization and a five-year term. After five years, the mortgage becomes due in full. Unable to pay it, the mortgagor renews the mortgage for the remaining 20-year amortization, and also opts for a three-year term in assuming the new mortgage. When those three years are over, the mortgagor renews the mortgage for the remaining 17-year amortization and again makes another term decision. This process repeats until the debt is ultimately paid off.



### How It Works

Follow these steps to renew a mortgage:

**Steps 1 to 4:** The steps for calculating the mortgage payment amount remain unchanged.

**Step 5:** Determine the balance remaining at the end of the mortgage term. This involves the following:

- Calculate the future value of the mortgage principal (FV) at the end of the term using Formulas 9.2 (Number of Compounding Periods for Single Payments) and 9.3 (Compound Interest for Single Payments).
- Calculate the future value of the mortgage payments (FVORD) made throughout the term using Formulas 11.1 (Number of Annuity Payments) and 11.2 (Future Value of an Ordinary Annuity).
- Calculate the remaining balance by taking  $FV - FVORD = BAL$ .

**Step 6:** Depending on the information being sought, repeat the above steps as needed for each mortgage renewal using the new amortization remaining, the new interest rate, any changes in payment frequency, and the new term. For example, if you are looking for the

mortgage payment in the second term, repeat just steps 2 through 4. If looking for the balance remaining at the end of the second term, repeat step 5 as well.



### Important Notes

Most commonly, mortgagors progress along the original path of amortization with each mortgage term renewal. The mortgaging process does not require this, though. With any renewal, the mortgagor may choose either to shorten or to lengthen the amortization period. If shortening the amortization period causes no TDS or GDS ratio concerns, the mortgagor can pay off the mortgage faster. If the mortgagor wishes to lengthen the amortization period, the financial institution may look at the overall time to pay the debt and put an upper cap on how long the amortization period may be increased.



### Things To Watch Out For

The most common mistake with mortgages is to confuse the term and the amortization period. Remember:

- When you determine the mortgage payment amount, you use the amortization period to determine the N.
- When you calculate the balance remaining at the end of a mortgage period, you use the term to determine the N.

**TOP  
SECRET**

### Paths To Success

When you use your BAI Plus calculator to calculate the remaining balance at the end of the term, you can arrive at this number in one of two ways. Once you have computed the mortgage payment amount and re-entered it into the calculator with only two decimals, you determine the last payment number for the mortgage term and then either

- Input this value into the N and solve for FV, or
- Open up the AMORT function and input the last payment number into both P1 and P2. Scroll down to BAL for the solution.



### **Give It Some Thought**

A mortgage was taken out in its first term with a semi-annually compounded interest rate of 6%. If the mortgage remains on the same amortization schedule, what happens to the mortgage payment if the new semi-annually compounded interest rate upon renewal is

1. 6.5%
2. 5.5%
3. 6%

**Example 13.4B: A Mortgage Renewal**

The Chans purchased their home three years ago for \$389,000 less a \$38,900 down payment at a fixed semi-annually compounded rate over 20 years. The Chans will renew the mortgage on the same amortization schedule at a new rate of 5.85% compounded semi-annually. How much will their monthly payment increase.

**Plan**

Calculate the original mortgage payment in the first term, or PMT1, and the new mortgage payment in the second term, or PMT2. The amount by which PMT2 increases.

**Understand**

What You Already Know

Step 1: The Chans’s mortgage timeline appears below.

First Term:

PVORD = \$389,000 – \$38,900 = \$350,100, IY = 4.9%, CY = 2, PY = 12, Years = 20, FV = \$0

Second Term:

PVORD = BAL after first term, IY = 5.85%, CY = 2, PY = 12, Years = 17, FV = \$0

How You Will Get There

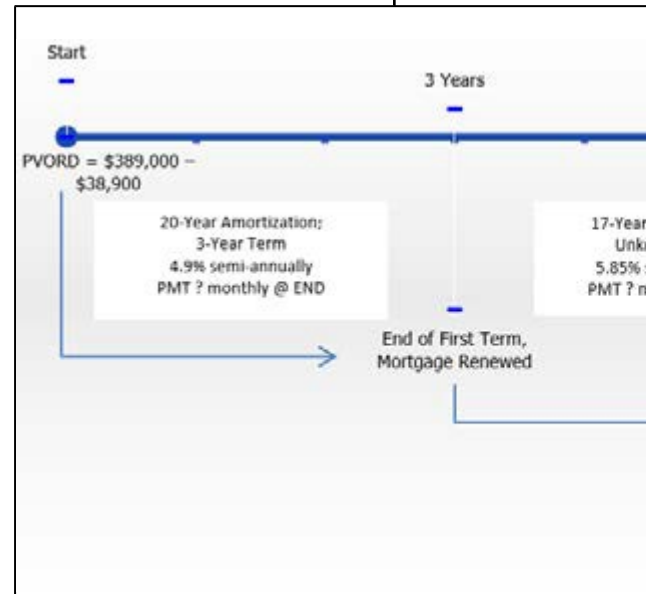
Step 2: For the first term, apply Formulas 9.2 and 9.3, rearranging for PMT1.

Step 4: For the first term, apply Formulas 9.2 and 9.3, rearranging for PMT1.

Step 5: Calculate the balance at the end of the first term using Formulas 9.2 and 9.3.

Step 6: Calculate the new monthly payment for the second term using Formulas 9.2 and 9.3, rearranging for PMT2.

Step 7: Calculate the increase in the monthly payment.



**Perform**

Step 2:  $i = 4.9\%/2 = 2.45\%$

Step 3:  $N = 12 \times 20 = 240$  payments

$$1 \rightarrow \left[ \begin{array}{c} 1 \\ 2 \end{array} \right] \rightarrow 240$$

Step 4:  $\$350,100 = PMT \left( \frac{1 - (1 + 0.0245)^{-240}}{0.0245} \right)$

$$\left[ \right] 0.004042$$

Step 5: Principal:  $N = 2 \times 3 = 6$  compounds;  $FV = \$350,100(1 + 0.0245)^6$

Payments:  $N = 12 \times 3 = 36$  payments;  $FV_{ORD} = \$2,281.73$

Balance:  $\$404,821.7959 - \$88,228.30609 = \$316,593.49$

Step 6:  $i = 5.85\%/2 = 2.925\%$ ;  $N = 12 \times 17 = 204$  payments

$$1 \rightarrow \left[ \begin{array}{c} 1 \\ 2 \end{array} \right] \rightarrow 204$$

$\$316,593.49 = PMT \left( \frac{1 - (1 + 0.02925)^{-204}}{0.02925} \right)$        $PMT =$

$$\left[ \right] 2$$

Step 7:  $\$2,440.73 - \$2,281.73 = \$159.00$

Calculator Instructions

Action	Mode	N	I/Y	PV	PMT	FV	P/Y	C/Y
First-Term Payment	END	240	4.9	350100	Answer: -2,281.730755	0	12	2
Balance at end of First Term	✓	36	c	✓	-2,281.73	Answer: -316,593.4898	✓	✓
Second-Term Payment	✓	204	5.85	316593.49	Answer: -2,440.733592	0	✓	✓

**Present**

The initial mortgage payment for the three-year term was \$2,281.73. Upon renewal at the higher interest rate, the monthly payment increased by \$159.00 to \$2,440.73.



## Section 13.4 Exercises

### Mechanics

Determine the mortgage payment amount for each of the following mortgages. Assume all interest rates are fixed and compounded semi-annually.

	Principal	Interest Rate	Payment Frequency	Amortization Period	Mortgage Term (Years)
1.	\$693,482	5.49%	Monthly	30	5
2.	\$405,551	6.5%	Biweekly	25	3
3.	\$227,167	2.85%	Weekly	20	4

Determine the mortgage payment amount upon renewal in the second term for each of the following mortgages. In all cases, assume the amortization period is reduced appropriately upon renewal and that all interest rates are fixed and compounded semi-annually.

	Original Principal	Amortization Period (Years)	First-Term Information	Second-Term Information
4.	\$434,693	30	4.5%; Monthly payments; 3-year term	5.25%; Monthly payments; 2-year term
5.	\$287,420	15	3.29%; Weekly payments; 1-year term	6.15%; Monthly payments; 5-year term
6.	\$318,222	25	3%; Biweekly payments 2-year term	6.8%; Biweekly payments; 4-year term



## Applications

- Jean-Claude wants to take out a mortgage in Montreal for \$287,420 with a 20-year amortization. Prevailing interest rates are 6.2% compounded semi-annually. Calculate his monthly payment amount.
- Luc has noticed that mortgage interest rates are low and that he can take out a mortgage for 3.7% compounded semi-annually. If he mortgages a home in Halifax for \$255,818 amortized over 25 years, determine his biweekly payment amount.
- Five years ago, Asia purchased her \$322,000 home in Edmonton with a 25-year amortization. In her first five-year term, she made monthly payments and was charged 4.89% compounded semi-annually. She will renew the mortgage on the same amortization timeline for another five-year term at 5.49% compounded semi-annually with monthly payments. Calculate the balance remaining after the first term and the new mortgage payment amount for the second term.

For exercises 10 to 12, calculate the following:

- Balance remaining after the first term
- Interest and principal portions in the first term
- New mortgage payment amount in the second term
- Balance remaining after the second term
- Three years ago, Phalatda took out a mortgage on her new home in Kelowna for \$628,200 less a \$100,000 down payment at 6.49% compounded semi-annually. She is making monthly payments over her three-year term based on a 30-year amortization. At renewal, she is able to obtain a new mortgage on a four-year term at 6.19% compounded semi-annually while continuing with monthly payments and the original amortization timeline.
- Dagny signed a 30-year amortization mortgage seven years ago on her home, which she purchased for \$984,000 less a

\$150,000 down payment at 6.9% compounded monthly with monthly payments.

She renews her mortgage on the same amortization schedule for another seven-year term at 7.15% compounded semi-annually with weekly payments.

- Two years ago, Eleonora started a \$380,000 mortgage with a 25-year amortization at 4.15% compounded semi-annually with bimonthly payments. Upon renewal, she has decided to shorten the amortization period by five years and takes out a five-year term at 4.98% compounded annually with weekly payments.

For exercises 13 and 14, calculate the following:

- Balance remaining after all three terms
- Total interest and total principal portion across all three terms
- Ten years ago, Travis purchased his starter home with a mortgage principal of \$180,700. He amortized the mortgage over 25 years and through his first five-year term he made monthly payments at 3.85% compounded semi-annually. Upon renewal, he took out another five-year term at 4.65% compounded semi-annually with monthly payments. Today, he renews his mortgage for another five-year term at 5.39% compounded semi-annually with monthly payments.
- Seven years ago, Aisha's initial principal on her mortgage was \$295,900. She set up a 20-year amortization and in her first four-year term of monthly payments her mortgage rate was 5.7% compounded semi-annually. Upon renewal, she took a further three-year term with monthly payments at a mortgage rate of 4.35% compounded semi-annually. Today, she renews the mortgage but decreases the amortization period by three years. She takes a five-year closed fixed rate mortgage of 6.39% compounded semi-annually with bimonthly payments.

### Challenge, Critical Thinking, & Other Applications

- Consider the following information about Jim and Carol, who are considering the purchase of a new home:

Gross monthly total income	\$7,000
Estimated property taxes per month	\$400.00
Home heating costs per month	\$100.00
Monthly car payment	\$735.50
Monthly credit card debt payments	\$250.00
Monthly student debt payments	\$175.00
Planned Down Payment	\$15,000.00

Based on the affordability rules and a 25-year amortization, what is the highest price they could pay for their new home if interest rates are 5.19% compounded semi-annually?

- The Muswagons have signed a five-year closed variable rate \$265,000 mortgage with a 25-year amortization and monthly payments. The initial interest rate was set at 4.5% compounded monthly. It increased by 0.75% after 14 months. Five months before the term expired, it then decreased by 0.25%. Calculate the balance remaining after the five-year term along with the total interest and principal portions paid.
  - The Verhaeghes have signed a three-year closed fixed rate mortgage with a 20-year amortization and monthly payments. They negotiated an interest rate of 4.84% compounded semi-annually. The terms of the mortgage allow for the Verhaeghes to make a single top-up payment at any one point throughout the term. The mortgage principal was \$323,000 and 18 months into the term they made one top-up payment of \$20,000.
  - What is the balance remaining at the end of the term?
- 
- By what amount was the interest portion reduced by making the top-up payment?
  - Assume a 15-year amortization on a \$200,000 mortgage paid off through three consecutive five-year terms with monthly payments. Also assume that the same interest rate of 5.5% compounded semi-annually is maintained throughout the entire amortization. Construct a table showing the remaining balance, the principal portion, and the interest portion at the end of every term. (Hint: Don't forget in the final term to make the appropriate final payment adjustment.)
- 
- Fifteen years ago Clarissa's initial principal on her mortgage was \$408,650. She set up a 30-year amortization, and in her first 10-year term of monthly payments her mortgage rate was 7.7% compounded semi-annually. Upon renewal, she took a further five-year term with monthly payments at a mortgage rate of 5.69% compounded semi-annually. Today, she renews the mortgage but shortens the amortization period by five years when she sets up a three-year closed fixed rate mortgage of 3.45% compounded semi-annually with monthly payments. What principal will she borrow in her third term and what is the remaining balance at the end of the term? What total interest portion and principal portion will she have paid across all 18 years?
  - Many people fail to understand how a mortgage rate increase would affect their mortgage renewal. The first decade of the new millennium has seen unprecedented low mortgage rates. As a result, many people purchased homes at the maximum mortgage that they could afford. At some point rates are going to rise again. When they do, many people may find themselves no longer able to afford their current homes since they were already maximized at the lower rate.
  - Take a \$350,000 mortgage with a five-year term and 25-year amortization using monthly payments. In

the initial term, a rate of 3% compounded semi-annually was obtained. Upon renewal five years later on the same amortization schedule, explore the percent change in the monthly payment required if the semi-annually compounded interest rates had risen to each of 4%, 5%, and 6%. Comment on your findings.

- Assume that when the mortgage was started the homeowners had monthly taxes of \$400 and home heating costs of

\$100 per month. If the mortgage was the maximum they could afford, according to the GDS ratio what was their annual gross income? Now assume that upon renewal the taxes and heating had increased to \$450 and \$120, respectively. At each of the new interest rates from part (a), by what percentage would the homeowners' gross income need to rise over the same time frame for them to be able to continue to afford the mortgage? Comment on your findings.

## CHAPTER 13 SUMMARY

---

### Key Concepts Summary

#### **Section 13.1: Calculating Interest and Principal Components (Where Did My Money Go?)**

- The concept of amortization
- How to calculate interest and principal components for a single payment
- How to calculate interest and principal components for a series of payments

#### **Section 13.2: Calculating the Final Payment (The Bank Wants Every Penny)**

- Understanding why the final payment is different than all other payments
- How to calculate the exact amount of the final payment including both interest and principal components
- How to calculate interest and principal components involving the final payment

#### **Section 13.3: Amortization Schedules (How Much Is Mine, How Much Is Theirs?)**

- The development of a complete amortization schedule
- The development of a complete amortization schedule due
- The development of a partial amortization schedule

#### **Section 13.4: Special Application: Mortgages (Your Biggest Purchase)**

- The language and concepts involved in mortgages
- What determines the mortgage interest rate
- How to calculate the mortgage payment
- The procedure involved in renewing a mortgage

### The Language of Business Mathematics

**amortization** A process by which the principal of a loan is extinguished over the course

of an agreed-upon time period through a series of regular payments that go toward both the accruing interest and principal reduction.

**amortization period** The length of time it will take for the principal of a loan to be reduced to zero.

**amortization schedule** A table that shows the payment amount, principal component, interest component, and remaining balance for every payment in the annuity.

**amortization term** The length of time for which the interest rate and payment agreement between the borrower and the lender will remain unchanged.

**closed mortgage** A type of mortgage that has many strict rules and does not allow the mortgagor to pay off the debt in full until the loan matures. Early payment incurs substantial penalties.

**first mortgage** A mortgage with first claim to the proceeds of a foreclosure process on a real estate property.

**foreclosure** A process that allows a financial institution to evict tenants from a mortgaged property and put the property up for sale. The proceeds of the sale are then used to pay off the mortgage.

**gross debt service (GDS) ratio** On a mortgage, your principal, interest, taxes, and heating expenses (PITH), plus 50% of condo fees if applicable, must not exceed 32% of your gross monthly household income.

**mortgage** A special type of loan that is collaterally secured by real estate property.

**mortgagee** The financial institution that lends the money for a mortgage. **mortgagor** The individual or business that borrows the money for a mortgage.

**open mortgage** A type of mortgage that has very few rules and allows the mortgagor to pay off the debt in full or with additional prepayments at any given point without penalty.

**partial amortization schedule** Amortization schedules that show only a specified range of payments and not the entire annuity.

**second mortgage** A mortgage with second claim to the proceeds of a foreclosure process on a real estate property. Only the remaining funds after the first mortgage has been paid off are available for the second mortgage to be paid off.

**total debt service (TDS) ratio** On a mortgage, your principal, interest, taxes, and heating expenses (PITH) plus all other debt requirements must not exceed 40% of your gross monthly household income.

## The Formulas You Need to Know

### *Symbols Used*

BAL = principal balance immediately after an annuity payment

BALP1 = principal balance immediately prior to the first payment in a series of annuity payments  
BALP2 = principal balance immediately after the last payment in a series of annuity payments  
CY = compounding frequency

$i$  = periodic interest rate

INT = interest portion of an ordinary single annuity payment or a series of annuity payments  
INTDUE = interest portion of a due single annuity payment

N = number of annuity payments (for annuities) or number of compounding periods (for lump sums)  
PMT = annuity payment amount

PRN = principal portion of a single annuity payment or a series of annuity payments  
PY = payment frequency

### *Formulas Introduced*

CY

Formula 13.1 Interest Portion of an Ordinary Single Payment:  $INT = BAL \times ((1 + i)^{PY} - 1)$   
(Section 13.1)

Formula 13.2 Principal Portion of a Single Payment:  $PRN = PMT - INT$  (Section 13.1)  
Formula 13.3 Principal Portion for a Series of Payments:  $PRN = BALP1 - BALP2$  (Section 13.1)

Formula 13.4 Interest Portion for a Series of Payments:  $INT = N \times PMT - PRN$  (Section 13.1)

CY

Formula 13.5: Interest Portion of a Due Single Payment:  $INTDUE = (BAL - PMT) \times ((1 + i)^{PY} - 1)$  (Section 13.3)



Technology

***Calculator******Amortization (AMORT) Function***

- AMORT is located on the 2nd shelf above the PV button, as illustrated in the photo.
- There are five variables (use ↓ or ↑ to scroll).
- P1 is the starting payment number. The calculator can work with a single payment or a series of payments.
- P2 is the ending payment number. This number is the same as P1 when you are concerned with just a single payment. When working with a series of payments, you can set it to a higher number.
- BAL is the principal balance remaining after the payment number entered into the P2 variable. The cash flow sign is correct as indicated on the calculator display.
- PRN is the principal portion of the payments from P1 to P2 inclusive. Ignore the cash flow sign.
- INT is the interest portion of the payments from P1 to P2 inclusive. Ignore the cash flow sign.
- To use the Amortization function, the commands are as follows:
- Enter all seven of the time value of money variables accurately (N, I/Y, PV, PMT, FV, P/Y, and C/Y). If PMT was computed, you must re-enter it with only two decimals while retaining the correct cash flow



sign convention.

- Press 2nd AMORT.
- Enter a value for P1 and press Enter followed by ↓.
- Enter a value for P2 and press Enter followed by ↓. Note that the higher the numbers entered in P1 or P2, the longer it will take the calculator to compute the outputs. It is possible that the calculator will go blank and take a few moments before displaying the outputs.
- Using ↓ and ↑, scroll through BAL, PRN, and INT to read the output.



## Chapter 13 Review Exercises

### Mechanics

- Quinn placed \$33,000 into a five-year ordinary investment annuity earning 7.75% compounded quarterly. He will be receiving quarterly payments. Calculate the principal and interest components of the sixth payment.
- Annanya took out a \$42,500 ordinary loan at 6.6% compounded monthly with monthly payments over the six-year amortization period. Calculate the total principal and interest portions for the third year.
- Two years ago, Sumandeep invested \$20,000 at 9.45% compounded monthly. She has been receiving end-of-month payments since, and the last payment will be today. Calculate the amount of the final payment.
- Hogwild Industries borrowed \$75,000 to purchase some new equipment. The terms of the ordinary loan require quarterly payments for three years with an interest rate of 7.1% compounded semi-annually. Calculate the total interest and principal portions for the third year.
- Dr. Strong of Island Lakes Dental Centre acquired a new Panoramic X-ray machine for his practice. The \$7,400 for the machine, borrowed at 8.8% compounded annually, is to be repaid in four end-of-quarter instalments. Develop a complete amortization schedule and total the interest paid.
- Dr. Miller acquired a new centrifuge machine from Liaoyang Longda Pharmaceutical Machinery

Company (LLPMC) for his medical practice. He is to pay off the \$60,341 through 20 month-end payments. LLPMC has set the interest rate on the loan at 9.5% compounded quarterly. Develop a partial amortization schedule for the third to sixth payments.

- Kerry, who is a pharmacist, just became a new franchisee for Shoppers Drug Mart. As part of her franchising agreement, her operation is to assume a \$1.2 million mortgage to be financed over the next 15 years. She is to make payments after every six months. Head office will charge her a rate of 14.25% compounded annually. Determine the amount of her mortgage payment.
- Alibaba took out a 25-year amortization \$273,875 mortgage five years ago at 4.85% compounded semi-annually and has been making monthly payments. He will renew the mortgage for a three-year term today at an interest rate of 6.1% compounded semi-annually on the same amortization schedule. What are his new monthly mortgage payments?

## Applications

- Monthly payments are to be made against an \$850,000 loan at 7.15% compounded annually with a 15-year amortization.
  - What is the size of the monthly payment?
  - Calculate the principal portion of the 100th payment.
  - Calculate the interest portion of the 50th payment.
  - Calculate how much the principal will be reduced in the second year.
  - Calculate the total interest paid in the fifth year.
  - An investment annuity of \$100,000 earning 4.5% compounded quarterly is to make payments at the end of every three months with a 10-year amortization.
  - What is the size of the quarterly payment?
  - Calculate the principal portion of the 20th payment.
  - Calculate the interest portion of the 33rd payment.
  - Calculate how much the principal will be reduced in the second year.
  - Calculate the total interest paid in the seventh year.
- 
- Presto Pizza just purchased a new \$18,810 Chevrolet Aveo (including all taxes) as a delivery vehicle. The loan rate is 5.4% compounded annually for a seven-year amortization.
  - What is the amount of the final monthly payment?
  - Calculate the principal and interest portions of the payments in the first two years.
  - Calculate the principal and interest portions of the payments in the last two years.

- A retail credit card allows its users to make purchases and pay off the debts through month-end payments equally spread over four months. The interest rate is 28.8% compounded annually on such purchases. A customer just placed \$1,000 on the card and intends to use this plan.
- What is the amount of the final payment?
- Calculate the total interest incurred by using the payment plan.
- The marketing department at Allsports Industries has been assigned a lump sum of \$5 million to use toward various research projects. The marketing research manager wants to invest the money at 6.4% compounded semi-annually and will withdraw \$1 million at the end of every six months to fund ongoing research. Construct a complete amortization schedule and determine the total interest received.
- Horizon Insurance just leased \$21,200 worth of new computer equipment for the next four years with no residual value expected. The lease rate is 7.9% compounded quarterly, and the company will make payments quarterly. Construct a partial amortization schedule and total the interest for the second year.
- Shelley Shearer Dance School took out a mortgage in Winnipeg for \$500,000 on a five-year term with a 20-year amortization. The mortgage rate is 4.89% compounded semi-annually. Calculate the weekly mortgage payment amount.
- Four years ago, Katrina became a landlord and opened her new four-unit apartment housing unit with an initial mortgage at 6.83% compounded semi-annually in the amount of \$971,000 less a \$100,000 down payment. She amortized over 30 years and opted for monthly payments. Upon renewing her mortgage today, she is taking a two-year term at 5.1% compounded semi-annually while continuing with monthly payments and the original amortization timeline.
- Calculate the interest and principal portions in her first term.
- What is the balance remaining after the first term?
- What is the new mortgage payment amount in the second term?
- What is the balance remaining after the second term?

### Challenge, Critical Thinking, & Other Applications

- Five years ago, the Staples signed a closed fixed rate mortgage with a 25-year amortization and monthly payments. They negotiated an interest rate of 4.49% compounded semi-annually. The terms of the mortgage allow for the Staples to make a single top-up payment at any one point throughout the term. The mortgage principal was \$179,000 and they made one top-up payment of \$10,000 three years into the term. They are renewing the mortgage today for another five-year term but have reduced the amortization period by five years.
- What is the balance remaining at the end of the first term?
- By what amount was the interest portion of the first term reduced by making the top-up payment?
- Calculate the mortgage payment amount for the second term if the interest rate remains unchanged.

- The human resources department just received a \$1 million gift from a former employee. The employee's instructions are that the funds are to be invested with an amortization of 10 years and the employees of the company are to receive annual end-of-year Christmas bonuses from the fund. The company employs four managers, eight supervisors, and 20 workers. The annual bonuses are to be distributed such that a supervisor would receive twice as much as a worker, and a manager would receive twice as much as a supervisor.
  - The fund is invested at 6.2% compounded semi-annually. Construct a complete amortization schedule for the investment.
  - Except for the last year, how much can each worker, supervisor, and manager expect to receive as the annual Christmas bonus?
- 
- Speedy Courier purchased a new Toyota Prius for \$27,800 to add to its fleet of courier vehicles. It is being financed at 7.39% compounded monthly with monthly payments for six years. For each year of the vehicle loan, calculate the total interest and principal portions paid.
  - B.O.S. Designer Candles Inc. has acquired some manufacturing space for \$750,000 in an industrial section of the city. The owners intend to mortgage the property over a 15-year amortization period through successive five-year terms with monthly payments. The semi-annually compounded interest rate for the first term is 5%, and the owners foresee rates of 6% and 6.75% for the future terms. For each term, determine the mortgage payment amount, the total payments made, the total interest paid, and the total principal reduction.

## Chapter 13 Case Study

### Cash or Credit?

#### The Situation

Pay cash or take out a loan? That is the question the purchasing manager for Lightning Wholesale faces today.

Lightning Wholesale needs to replace its fleet of 10 forklifts for its warehouse operations. After shopping around and putting out a request for quotes, it has chosen Combilift as its supplier. The purchasing manager for Lightning Wholesale has been informed that the company does have the cash available to pay off the debt immediately. Alternatively, Lightning Wholesale could take out a loan and finance the purchase. The purchasing manager wonders what recommendation she should make— pay cash

or take the loan? She knows she will need to support this decision with facts to her superiors.

### The Data

- The quote from Combilift for the fleet of forklifts was for \$225,000 inclusive of all taxes, delivery, and other costs.
- The purchase could be alternatively financed by taking out a loan with month-end payments over three years at 4.79% compounded monthly.
- Prevailing interest rates on three-year investments are sitting at 5.95% compounded annually.

## Important Information

- Businesses have other considerations in making these decisions, such as interest expense deductions on loans or interest taxes payable on investments. For purposes of this analysis, though, focus solely on the financial decision being made, and do not factor these other components into the decision.

## Your Tasks

- Many people would not even consider taking the loan since they do not want to be paying interest on purchases. From a financial perspective, explain why this decision is not as simple as choosing not to pay interest. (Hint: Think about the interest rate.)
- Calculate the loan payment amount if Lightning Wholesale pursued the loan alternative. What would be the amount of the final loan payment?
- If Lightning Wholesale wanted to invest a single amount of money today to make the payments on the loan, what amount today must be invested? (Hint: Calculate the present value of the loan payments using the investment rate of return.)
- Based on your calculations, what should the purchasing manager recommend? How much better is the chosen alternative in today's dollars?
- Can you develop a general rule (exclusive of other considerations) to help decide more easily between paying cash or financing? (Hint: Try the above calculations using a loan rate of 6.79% instead of 4.79% and see what decision is made.)

## CHAPTER 14: BONDS AND SINKING FUNDS

---

### (When You Need Big Money)

One of the most powerful ways for an institution to raise large amounts of capital is by issuing marketable bonds. A company or a government will essentially borrow the required financing from investors such as you and me. Individually we cannot provide the needed funds, but the bond issuer can raise a large sum of money from us collectively.

For example, Manitoba Hydro is currently building new hydro lines extending from the Keewatinoow Converter Station north of Lakes Winnipeg and Manitoba to the southern distribution network. The project, called Bipole III, is awaiting environmental approvals and licensing. When approved, it is projected to take almost five years to complete the 1,364 kilometre project involving approximately 2,800 45-metre transmission towers. The cost of the project is around \$3.28 billion. Manitoba Hydro's 2011–2012 net income was \$61 million, while its 2012–2013 net income was \$92 million.<sup>1</sup> It obviously cannot just ask a bank for a \$3.28 billion loan! And even in situations when a bank loan is available, financing through bonds is generally more flexible.

One of the largest bond issuers in Canada, with \$468 billion in outstanding marketable bonds as of August 2012, is the Government of Canada.<sup>2</sup> This money is primarily used to fund Canada's national debt.

On the consumer side, marketable bonds represent another investment opportunity you can include in your RRSP portfolio. They feature regular interest payments and a chance to grow your savings through trading on the bond market.

This chapter begins with the basics of how bonds operate. Then you will learn how to calculate the purchase price of a bond and work with bond interest rates. Bond issuance usually comes with a sinking fund provision, which is explained in Section 14.3. Finally, we will explore the financial and accounting responsibilities associated with amortization of bond premiums and accrual of bond discounts.

## Outline of Chapter Topics

- 14.1: Determining the Value of a Bond (What Does It Sell for?)
  - 14.2: Calculating a Bond's Yield (Know When to Hold 'em, Know When to Fold 'em)
- 14.3: Sinking Fund Schedules (You Need to Show Responsibility)
- 14.4: Debt Retirement and Amortization (Balancing the Books)

1 Manitoba Hydro-Electric Board, *62nd Annual Report for the Year Ended March 31, 2013*, [www.hydro.mb.ca/corporate/ar/2012/publish/index.html#66-67](http://www.hydro.mb.ca/corporate/ar/2012/publish/index.html#66-67) (accessed October 2, 2013).

14-606

2 Statistics Canada, "Canada: Economic and Financial Data," <http://www40.statcan.gc.ca/l01/cst01/indi01f-eng.htm> (accessed November 27, 2012).

Creative Commons License (CC BY-NC-SA) J. OLIVIER

## 14.1: DETERMINING THE VALUE OF A BOND

---

### (What Does It Sell for?)

Exactly what is your marketable bond worth? When you inspect the financial section of your local newspaper, you pay particular attention to the quotes on bonds, into which you invested a portion of your RRSP portfolio. Ten years ago, when prevailing bond rates were 5.5%, you purchased 10 Government of Canada \$5,000 face value bonds with a 5% coupon and 20 years remaining to maturity. At the time you paid \$4,699.02 each for them. Today's prevailing bond rates have dropped to 3.35% but are expected to rise in the near future. Should you hold on to those bonds? Should you cash them in by selling them in the bond market?

To help answer those questions, it is critical to know the value, or selling price, of your bonds today. This section explains the concept of a marketable bond along with its important characteristics and terminology. You calculate the bond's selling price first on interest payment dates and then on all other dates, which present a more complex situation.

### Bond Basics

A marketable **bond**, as illustrated in the photo, is a debt that is secured by a specific corporate asset and that establishes the issuer's responsibility toward a creditor for paying interest at regular intervals and repaying the principal at a fixed later date. A **debenture** is the same as a marketable bond, except that the debt is not secured by any specific corporate asset. Mathematically, the calculations are identical for these two financial tools, which this textbook refers to as *bonds* for simplicity. A typical bond timeline looks like the one below. Key terms are discussed as well.

- **Bond Issue Date.** The **bond issue date** is the date that the bond is issued and available for purchase by creditors. Interest accrues from this date.
- **Bond Face Value.** Also called the *par value* or *denomination of the bond*, the **bond face value** is the principal amount of the debt. It is what the investor lent to the bond-issuing corporation. The amount, usually a multiple of \$100, is found in small denominations up to \$10,000 for individual investors and larger denominations up to \$50,000 or more for corporate investors.



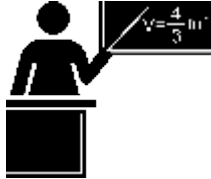
- **Bond Coupon Rate.** Also known as the *bond rate* or *nominal rate*, the **bond coupon rate** is the nominal interest rate paid on the face value of the bond. The coupon rate is fixed for the life of the bond. Most commonly the interest is calculated semi-annually and payable at the end of every six-month period over the entire life of the bond, starting from the issue date. All coupon rates used in this textbook can be assumed to be semi-annually compounded unless stated otherwise.
  - **Bond Market Rate.** The **bond market rate** is the prevailing nominal rate of interest in the open bond market. Since bonds are actively traded, this rate fluctuates based on economic and financial conditions. On the issue date, the market rate determines the coupon rate that is tied to the bond. Market rates are usually compounded semi-annually, as will be assumed in this textbook unless otherwise stated. Therefore, marketable bonds form ordinary simple annuities, since the interest payments and the market rate are both compounded semi-annually, and the payments occur at the end of the interval.
  - **Bond Redemption Price.** Also called the *redemption value* or *maturity value*, the **bond redemption price** is the amount the bond issuer will pay to the bondholder upon maturity of the bond. The redemption price normally equals the face value of the bond, in which case the bond is said to be “redeemable at par” because interest on the bond has already been paid in full periodically throughout the term, leaving only the principal in the account. In some instances a bond issuer may in fact redeem the bond at a premium, which is a price greater than the face value. The redemption price is then stated as a percentage of the face value, such as 103%. For introductory purposes, this text sticks to the most common situation, where the redemption price equals the face value.
- 
- **Bond Maturity Date.** Also known as the *redemption date* or *due date*, the **bond maturity date** is the day upon which the redemption price will be paid to the bondholder (along with the final interest payment), thereby extinguishing the debt.
  - **Bond Selling Date.** The date that a bond is actively traded and sold to another investor through the bond market is known as the **bond selling date**. In the timeline, the selling date can appear anywhere on the timeline between the issue date and maturity date, and it may occur more than once as the bond is sold by one investor after another.

## Calculating the Bond Price on an Interest Payment Date

Marketable bonds and debentures are nonredeemable, which means the only way to cash these bonds in before the maturity date is to sell them to another investor. Therefore, the key mathematical calculation is what to pay for the bond. The selling date,

maturity date, coupon rate, redemption price, and market rate together determine the bond price.

On the bond's issue date, the market rate determines the coupon rate, so these two rates are identical. As a result, the price of the bond equals its face value. After the bond is issued, interest starts to accrue on it, and the market rate begins to fluctuate based on market conditions. This changes the price of the bond.



**The Formula**

Because the bond pays interest semi-annually, two days of the year are defined as the interest payment dates. To determine a bond's selling price on these two days, you must use the formulas for present value of an ordinary annuity. Once you understand how to perform these basic calculations we will move on to the more complex formulas and techniques required to determine the selling price on the other 363 days of the year. Regardless of the selling date, Formula 14.1 expresses how to determine the price of any bond.

Formula 14.1 – The Cash Price for Any Bond:  $Cash\ Price = PRI + AIAI$  is Accrued Interest: The bond accrued interest is the amount of simple interest that the bond has earned but has not yet paid out since the previous interest payment date. This interest belongs to the seller of the bond, since the bond was in the investor's possession during that period. When a bond sells on its interest payment date, the accrued interest has just paid out to the bondholder, thereby making the accrued interest zero, or  $AI = \$0$ ; the cash price of the bond then equals its market price. Later in this section you will learn how to calculate this amount when the bond does in fact sell between interest payment dates. **PRI is Bond Market Price:** Also known as the quoted price, the bond market price is the actual value of the bond excluding any accrued interest. Since different bonds have different interest payment dates, this price allows investors to understand the true price of the bond itself and compare similar bonds. **Cash Price is Bond Cash Price:** Also known as the purchase price or flat price, the bond cash price is the amount of money an investor must directly pay out to acquire the bond. It represents the total of the market price and any accrued interest.

To determine the selling price of the bond, you must know the amount of the semi-annual interest payment to the bondholder. You use Formula 14.2 to calculate this amount.

?????Formula 14.2 – Bond Coupon Annuity Payment Amount: ?????????????? = ??????????  
 ?????????? × ?????CY is Bond Coupon Compounding Frequency: The compounding frequency of the

coupon rate, which is most commonly semi-annual, that is,  $CY = 2$ . Note that by taking the CPN and dividing by  $CY$ , you are calculating the periodic coupon rate, or  $i$ . Face Value is Bond Face Value: The principal amount of the bond. CPN is Bond Coupon Rate: The nominal interest rate paid on the face value of the bond. It is fixed for the life of the bond. PMTBOND is Bond Coupon Payment: This is the annuity payment that the bondholder receives semi-annually throughout the investment. This interest is not converted into the principal of the bond and therefore does not compound. Instead, this payment is directly paid out to the bondholder. The BOND subscript differentiates this annuity payment from a regular annuity payment since the value of the coupon payment is not determined by the market rate of interest on the bond.

The market price of a bond on its selling date is the present value of all the future cash flows, as illustrated in the figure below. For the bond purchaser, this is a combination of the remaining coupon annuity payments plus the redemption price at maturity (which in this textbook always equals the face value). Formula 14.3 (on the next page) summarizes this calculation, which combines Formulas 9.3 and 11.4 together and simplifies the resulting expression.

The price of a bond fluctuates with the market rate over time. If the bond sells for a price higher than its face value, the difference is known as a **bond premium**. If the bond sells for a price lower than its face value, the difference is known as a **bond discount**. The amount of the premium or discount excludes any accrued interest on the bond. Why does the selling price change like this? Remember that the interest paid by the bond is a fixed rate (the coupon rate) determined at the time of issue.

- Assume a coupon rate of 5%. If the market rate has increased to 6%, it means that investors can buy bonds paying 6%. If you are trying to sell your 5% bond, no one wants to buy it unless you “put it on sale” in an amount that compensates for the 1% difference. Hence, you discount your bond.
- Alternatively, if the market rate decreases to 4%, it means that investors can buy bonds paying 4%. If you are trying to sell your 5% bond, it is very attractive to investors, so you add some extra margin, raising the price by an amount not exceeding the 1% difference. Hence, you sell at a premium price.

The figure after Formula 14.3 illustrates the relationship between the market rate, coupon rate, and the selling price of the bond. Notice that when the coupon rate is higher than the market rate, the selling price rises above its face value.

Alternatively, when the coupon rate is lower than the market rate, the selling price falls below its face value. Apply Formula


- (2 pages from here) to calculate the amount of the premium or discount on a bond.

Formula 14.3 – Bond Price on an Interest Payment Date:  $P = \frac{C}{i} \left[ 1 - \frac{1}{(1+i)^N} \right] + \frac{F}{(1+i)^N}$

is Bond Face Value: The principal amount of the bond.  $P$  is Bond Market Price: The market price is the actual value of the bond excluding any accrued interest. Because the accrued interest has nothing to do with the value of the bond itself, representing only how much of the next interest payment belongs to the seller of the bond, calculations of premiums and discounts use only the market price and not the cash price. Premium or Discount: There are two outcomes to this formula: If the result is positive, then the market price of the bond exceeds its face value. This is the amount of the bond premium. If the result is negative, then the market price of the bond has fallen below its face value. This is the amount of the bond discount. Be careful when stating the discount not to include a negative sign (avoid stating “there is a discount of  $-\$100$ ,” since this would form a double negative remark).

Formula 14.4 – Bond Premium or Discount:  $PRI - Face\ Value$

is Bond Face Value: The principal amount of the bond.  $PRI$  is Bond Market Price: The market price is the actual value of the bond excluding any accrued interest. Because the accrued interest has nothing to do with the value of the bond itself, representing only how much of the next interest payment belongs to the seller of the bond, calculations of premiums and discounts use only the market price and not the cash price. Premium or Discount: There are two outcomes to this formula: If the result is positive, then the market price of the bond exceeds its face value. This is the amount of the bond premium. If the result is negative, then the market price of the bond has fallen below its face value. This is the amount of the bond discount. Be careful when stating the discount not to include a negative sign (avoid stating “there is a discount of  $-\$100$ ,” since this would form a double negative remark).



## How It Works

Follow these steps to calculate the price of a bond on its interest payment date:

**Step 1:** Draw a timeline extending from the selling date to the maturity date. Identify all known variables.

**Step 2:** Using Formula 14.2, calculate the amount of the regular bond interest payment. For future calculations do not round this number.

**Step 3:** Using Formula 14.3, calculate the date price of the bond. On an interest payment date, the date price is equal to both the market price and cash price.

- Use the market rate for Formula 9.1 (Periodic Interest Rate).
- Typically, to calculate  $N$  you need both Formula 9.2 (Number of Compound Periods for Single Payments) for the redemption value and Formula 11.1 (Number of Annuity Payments) for the annuity. However, since compound periods and annuity payments are both semi-annual, then each formula would produce the same value of  $N$ . Therefore, you can use just Formula 11.1, recognizing that it represents both the number of compound periods as well as the number of annuity payments.
- The date price from Formula 14.3 equals the market price. Since there is no accrued interest, the cash price is the same as the date price.

**Step 4:** If required, use Formula 14.4 to calculate any bond premium or discount.



### Important Notes

**The BOND Function on the BAII Plus Calculator.** On an interest payment date, you can solve any bond problem using the regular time value of money buttons on your calculator since bonds represent ordinary simple annuities. However, a built-in function for bonds on the BAII Plus calculator greatly simplifies bond price calculations, particularly when the bond is being sold on a date other than an interest payment date. The BOND function is located on the second shelf above the number 9 key and is accessed by pressing 2nd BOND.

This spreadsheet has nine lines, which you scroll through using the ↓ and ↑

arrows. The first seven lines are considered the data entry lines, while the last two are the output lines. Upon opening the window, you should use the 2nd CLR Work function to erase previously loaded data. The data entry lines are as follows:

- SDT is the selling date. It is entered in the standard date format of MM.DDYY where MM is the month number (one or two digits), DD is the two-digit day number, and YY is the last two digits of the year. You must press the ENTER key to store this information. If the question does not involve specific dates, use January 1, 2000, or 1.0100 so as to determine the redemption date more easily.
- CPN is the nominal coupon rate. It is formatted as a percentage but without the percent sign; thus 5.5% is keyed in as 5.5. You must press the ENTER key to store this information.
- RDT is the redemption date or maturity date. It must be entered in the standard date format, and you must press ENTER to store this information. If the question does not involve specific dates, key in the appropriate date based on a selling date of January 1, 2000.
- RV is the redemption value or redemption price expressed as a percentage of the face value. Since the redemption price equals the face value, use the default setting of 100. This textbook never requires you to alter this number.
- ACT/360 is a toggle that you change by pressing 2nd SET. ACT counts the actual number of days in the transaction, while 360 treats every month as having 30 days. In Canada, ACT is the standard, so you should leave the calculator on this setting.
- 2/Y OR 1/Y is a toggle that you change by pressing 2nd SET. 2/Y indicates a semi-annual compound for both the market rate and coupon rate, while 1/Y indicates an annual compound. This textbook always uses the 2/Y setting.
- YLD is the nominal market rate for bonds at the time of sale. It follows the same format as the CPN, that is, a percentage but without the percent sign. You must press the ENTER key to store the information.

The output lines are as follows:

- PRI is the market price of the bond. After scrolling to this line, press the CPT button to calculate this output, which is *not* computed automatically. The output is a percentage of the redemption price (which is the same as the face value). Thus, if you have a \$1,000 face value bond, you need to take the

output divided by 100 multiplied by the face value to arrive at the market price.

- AI is the accrued interest of the bond. This output is automatically calculated when you press the CPT button on the PRI line. If you are on an interest payment date, it has a value of zero. If you are in between payments, the output is, just like the PRI, a percentage of the redemption price, so you need to convert it to a value in the same manner as the PRI.

If you are interested in the cash price of the bond, you must add together the values associated with the PRI and AI outputs, as in Formula 14.1. When you are finished with the BOND function, press 2nd QUIT to leave the window.



### Things To Watch Out For

When you calculate the price of a bond on the interest payment date, the date price is in fact calculating the market price. Recall that the cash price of the bond is always determined by Formula 14.1, where the market price and accrued interest must be totalled to arrive at the cash price. On interest payment dates, there is no accrued interest, so it always has a value of zero. When working with bonds, get in the habit now of thinking in the manner of Formula 14.1. Later on, when the bond is sold on a noninterest payment date and accrued interest is involved, this habit is handy for figuring out bond prices.

With respect to the BAII Plus calculator, always add together the outputs of the PRI and AI windows to arrive at the selling price (cash price) of the bond.

---

**TOP  
SECRET**

---

#### **Paths To Success**

Earlier in this textbook Canada Savings Bonds were discussed. Note that these bonds are fully redeemable at any point, in that you can cash them in at any point with any financial institution before maturity. Therefore, Canada Saving Bonds are not considered marketable bonds and do not operate according to the principles discussed in this section.



### **Give It Some Thought**

- Explain the relationship between changes in the bond market rate and the price of the bond.
- What five variables are used in determining the price of a bond?
- True or false: If a \$1,000 face value bond has a cash price of \$1,125 and a market price of \$1,100, it is selling at a bond premium of \$100.
- What three variables determine the coupon payment amount?



**Example 14.1A: Pricing a Bond with Exact Dates on an Interest Payment Date**

A Government of Canada \$50,000 bond was issued on January 15, 1991, with a 25-year maturity. The coupon rate was 10.1% compounded semi-annually. What cash price did the bond have on July 15, 2005, when prevailing market rates were 4.31% compounded semi-annually? What was the amount of the bond premium or discount?

<b>Plan</b>	This bond makes interest payments six months apart, on January 15 and July 15 each year. The bond is being sold on July 15, which is an interest payment date. On an interest payment date, solve for the date price, which is the same as the cash price. Also calculate the premium or discount.	
<b>Understand</b>	<p>What You Already Know</p> <p>Step 1: The timeline for the bond sale appears below.</p> <p>Coupon Interest Payment:  <math>CPN = 10.15\%</math>, <math>CY = 2</math>, Face Value = \$50,000            Bond: <math>FV = \\$50,000</math>, <math>IY = 4.31\%</math>, <math>CY = 2</math>, <math>PMT_{BOND} =</math> Formula 14.2, <math>PY = 2</math>,            Years Remaining = 10.5</p>	<p>How You Will Get There</p> <p>Step 2: Apply Formula 14.2 to determine the periodic bond interest payment.</p> <p>Step 3: Apply Formulas 9.1, 11.1, and 11.2 to determine the price of the bond on its interest payment date. The cash price in Formula 14.1 is the date price.</p> <p>Step 4: Apply Formula 14.4 to determine the amount of premium or discount.</p>
<b>Perform</b>	<p>Step 2: <math>PMT_{BOND} = \\$50,000 \times 0.1015 = \\$50,000 \times 0.05075 = \\$2,537.50</math></p> <p>Step 3: <math>i = 4.31\%/2 = 2.155\%</math>; <math>N = 2 \times 10.5 = 21</math> (compounds and payments)</p> $\text{Date Price} = \frac{\$50,000}{1 + 0.02155} + \frac{\$2,537.50}{0.02155} \left( 1 - \frac{1}{1 + 0.02155} \right)^{21} = \$74,452.86$ <p>Step 4: Premium or Discount = \$74,452.86 - \$50,000.00 = \$24,452.86</p>	

Calculator Instructions

SDT	CPN	RDT	RV	Days	Compound	YLD	PRI	AI
7.1505	10.15	1.1516	100	ACT	2/Y	4.31	Answer: 148.905720	Answer: 0

Transforming the output:

$$\frac{148.905720 + 0}{100} \times \$50,000 = \$74,452.86012$$

**Present**

The bond has a coupon rate that is substantially higher than the market rate, so it is sold at a premium of \$24,452.86 for a cash price of \$74,452.86. Note that because the sale occurs on the interest payment date, there is no accrued interest, so the market price and cash price are the same.

**Example 14.1B: Pricing a Bond with General Dates on an Interest Payment Date**

A \$25,000 Government of Canada bond was issued with a 25-year maturity and a coupon rate of 8.92% compounded semi-annually. When market rates have increased to 9.46% compounded semi-annually. Determine the selling price of the bond along with the amount of premium or discount.

**Plan**

Although there are no specific dates, the coupon is semi-annual, making interest payments every 6 months. Since the bond is sold 2½ years after issue, this makes the sale date an interest payment date. On an interest payment date, the selling price is the same as the cash price. Also calculate the premium or discount.

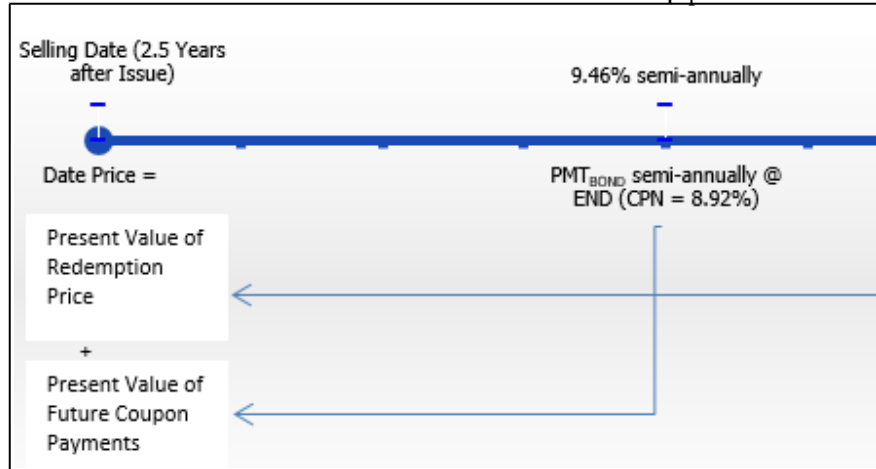
**Understand**

What You Already Know

Step 1: The timeline for the bond sale appears below.  
 Coupon Interest Payment:  $CPN = 8.92\%$ ,  $CY = 2$ , Face Value = \$25,000  
 Bond:  $FV = \$25,000$ ,  $IY = 9.46\%$ ,  $CY = 2$ ,  $PMT_{BOND} = \$1,115$   
 Formula 14.2,  $PY = 2$ ,  
 Years Remaining = 22.5

How You Will Go

Step 2: Apply the formula for the present value of an interest payment.  
 Step 3: Apply the formula for the present value of the bond on its maturity date. Formula 14.1 equals the date price.  
 Step 4: Apply the formula for the premium or discount.



**Perform**

Step 2:  $PMT_{BOND} = \$25,000 \times 0.0892 = \$25,000 \times 0.0446 = \$1,115$   
 Step 3:  $i = 9.46\%/2 = 4.73\%$ ;  $N = 2 \times 22.5 = 45$  (compounds and payments)  

$$Date\ Price = \frac{\$25,000}{(1 + 0.0473)^{45}} + \frac{\$1,115}{0.0473} \left(1 - \frac{1}{(1 + 0.0473)^{45}}\right) = \$23,751.28$$
  
 Step 4: Premium or Discount =  $\$23,751.28 - \$25,000.00 = -\$1,248.72$

Calculator Instructions

SDT	CPN	RDT	RV	Days	Compound	YLD
1.0100	8.92	7.0122	100	ACT	2/Y	9.46

Transforming the output:

$$\frac{95.005105 + 0}{100} \times \$25,000 = \$23,751.27631$$

**Present**

The bond has a coupon rate that is slightly lower than the market rate, so it is sold at a discount of \$23,751.28. Note that because the sale occurs on the interest payment date, there is no accrued interest, so the cash price and the market price are the same.

## Calculating the Bond Price on a Noninterest Payment Date

There are only two days of the year upon which the cash price and the market price of the bond are the same value. Those days are the interest payment dates, when you determine the bond's value using Formula 14.3. However, what happens if the bond is sold on one of the other 363 days of the year?

On these other dates, the cash price and the market price are not equal. For each day that elapses after an interest payment date, interest for the next payment starts to accrue such that over the next six months, enough interest is available to make the next interest payment.

According to Formula 14.1, when an investor wants to purchase a bond in between interest payment dates, the buyer has to pay the seller a cash price equalling the market price of the bond plus the accrued interest. Why? Assume a bond makes semi-annual interest payments of \$50. When the buyer acquires the bond from the seller, two months have elapsed since the last interest payment date. Since the seller held the bond for two months of the six-month payment interval, it is fair and reasonable for the seller to receive the interest earned during that time frame. However, the bond will not make its next interest payment until four months later, at which time the buyer, who now owns the bond, will receive the full \$50 interest payment for the full six months. Thus, at the time of buying the bond, the buyer has to pay the seller the bond's market price plus the portion of the next interest payment that legally belongs to the seller. In this example, an interest amount representing two of the six months needs to be paid.



### The Formula

Arriving at the bond's price in between interest payment dates is a little complex because the cash price is increasing according to a compound interest formula, while in practice the accrued interest on the bond is increasing according to a simple interest formula. If this seems peculiar to you, you would be right, but that is just how bonds happen to work!

You require three important pieces of information: what to pay (the cash price), how much simple interest was included in the cash price (the accrued interest), and what the actual value of the bond was (the market price). To arrive at these three numbers, follow these steps:

- First calculate the cash price of the bond as shown in Formula 14.5.
- Calculate the accrued interest included in that price as shown in Formula 14.6.
- Determine the market price from Formula 14.1.

Formula 14.5 – Bond Cash Price on a Noninterest Payment Date:  $C + \frac{F - C}{n} \left( \frac{t}{m} \right)$  = (?????????  
 ??????????) (?? + ??)??14-615=March 1 to September 1 = 184 days184t is Time Ratio: This is a ratio

that determines the exact amount of time that the seller of the bond has held the bond since the last interest payment date. It is calculated as follows:  $\text{Number of days since last interest payment date} / \text{Total number of days in current full payment interval}$ . For example, assume a bond pays interest on March 1 and September 1. It is sold on May 15. The ratio would be:  $\text{March 1 to May 15} = 75 \text{ days} / 180 \text{ days} = 41.67\%$ .  $i$  is Periodic Interest Rate: The periodic interest rate is calculated using Formula 9.1, where the  $IY$  is the nominal market rate and the  $CY$  is the market rate compounding frequency.  $P_0$  is Bond Price on most recent interest payment date: This is the unrounded bond price on the interest payment date immediately preceding the selling date. It is calculated by Formula 14.3. Thus, if the date of sale occurs  $4\frac{3}{4}$  years before maturity, the preceding interest payment date is five years before maturity. **Cash Price is What The Buyer Pays:** This is the amount the buyer of the bond pays, which includes both the market price of the bond and the accrued interest together. This price is determined through compound interest calculations.

Creative Commons License (CC BY-NC-SA) J. OLIVIER

**Formula 14.6 – Accrued Interest on a Noninterest Payment Date:**  $AI = PMTBOND \times t$   $t$  is Time Ratio: This is the same ratio developed in Formula 14.5. It determines the exact amount of time that the seller of the bond has held the bond since the last interest payment date.  $PMTBOND$  is Bond Coupon Payment: This is the annuity payment that the bondholder receives semi-annually throughout the investment. It results from Formula 14.2.  $CY$  (matching to  $Pr$  in Formula 8.1). You then multiply this by the time component. The result of the calculation determines the proportion of the next interest payment that belongs to the seller of the bond.  $PV$  is calculated by taking the face value (PV) and multiplying it by the periodic coupon rate (CPN), or  $PV \times r$ .  $AI$  is Accrued Interest: Accrued interest in between bond interest payments is calculated on a simple interest basis. This formula is a modified version of Formula 8.1 in which  $I = Prt$ . Recall that  $PMTBOND$  is



### How It Works

Follow these steps to calculate the price of a bond in between interest payment dates:

- Step 1:** Draw a timeline like the one to the right, extending from the preceding interest payment date to the maturity date. Identify all known variables.
- Step 2:** Using Formula 14.2, calculate the amount of the regular bond interest payment. For future calculations do not round this number.
- Step 3:** Using Formula 14.3, calculate the date price of the bond on the interest payment date just preceding the selling date.

- Use the market rate for Formula 9.1 (Periodic Interest Rate).
- Recall that you use only Formula 11.1 and recognize that it represents both the number of compound periods as well as the number of annuity payments.

**Step 4:** Calculate the cash price of the bond using Formula 14.5. Calculate the time ratio by determining the exact number of days the seller held the bond as well

as the exact number of days involved in the current payment interval.

**Step 5:** Calculate the accrued interest on the bond using Formula 14.6. Use the time ratio from step 5.

**Step 6:** Calculate the market price of the bond using Formula 14.1.

**Step 7:** If required,

use

Formula

14.4 to

calculate

the bond

premium

or

discount.



### Important Notes

**The DATE Function on the BAII Plus Calculator.** To create the time ratio, determine the number of days since the last interest payment date as well as the total number of days in the current payment interval. You can compute this through the DATE function. For a full discussion of this function, recall the instructions at the end of Chapter 8. To arrive at the required numbers:

- Compute the number of days since the last interest payment date by entering the last interest payment date as DT1 and the selling date as DT2. Compute the DBD.
- Compute the total number of days in the current payment interval by entering the last interest payment date as DT1 and the next interest payment date as DT2. Compute the DBD.



### Things To Watch Out For

In calculations of bond premiums and discounts on noninterest-payment dates, the most common mistake is to use the cash price instead of the market price. Remember that the cash price includes both the accrued interest and the market price. The accrued interest does not factor into the value of the bond, since it represents a proportioning of the next interest payment between the seller and the buyer. Therefore, the amount of the bond premium or discount should not include the accrued interest. Use only the market price to determine the premium or discount.



---

# TOP SECRET

---

## Paths To Success

On the BAII Plus, the PRI and AI outputs of the BOND worksheet must be summed together to arrive at the cash price. Both of these outputs represent a percentage of the face value (the same base) and can be summed before converting the percentage into a dollar amount. For example, if  $PRI = 98\%$  and  $AI = 2.5\%$ , you could take the total of  $100.5\%$  to figure out the cash price. Using the calculator efficiently, you would store the PRI into a memory cell, scroll down, and then add the recall of the memory cell to the AI to arrive at the total percentage of face value.



### Give It Some Thought

- Is the cash price or market price higher when a bond is sold in between interest payment dates?
- Why can you not use Formula 14.3 directly to obtain the market price of a bond selling in between interest payment dates?

**Example 14.1C: Bond Price on a Noninterest Payment Date**

A \$20 million face value Bell Canada bond was issued on July 19, 1999, with a 30-year maturity and a coupon rate of 6.55% compounded semi-annually. At what cash price did the bond trade on November 10, 2010, when market yields were posted at 5.892% semi-annually? What was the accrued interest? What was the market price? What premium or discount does this represent?

**Plan**

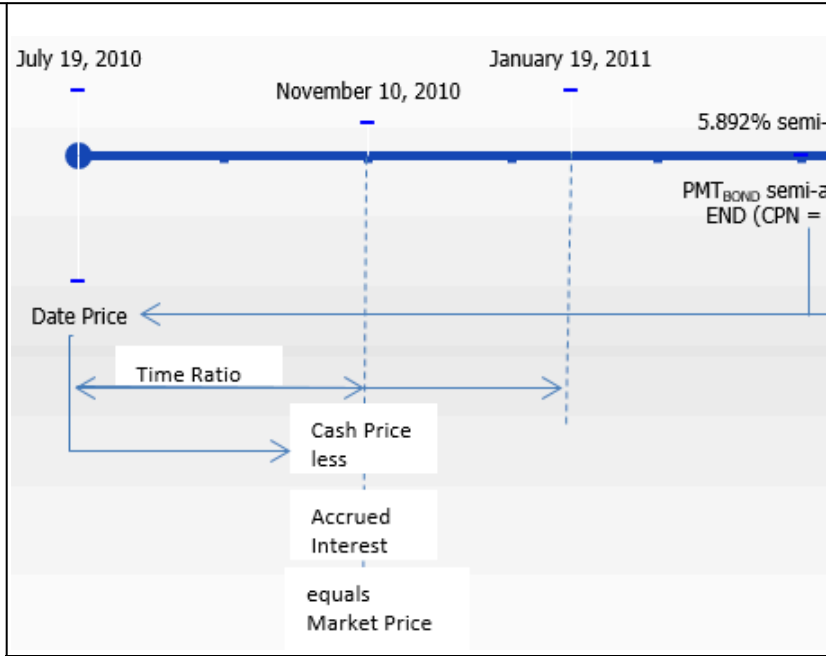
Notice that this bond makes interest payments six months apart, on January 19 and July 19 of each year. The bond sale date, November 10, is not an interest payment date. Calculate four variables: the cash price, accrued interest (AI), market price (PRI), and the bond premium or discount.

**Understand**

**What You Already Know**  
 Step 1: The timeline of the bond sale appears below.  
 Coupon Interest Payment:  
 CPN = 6.55%, CY = 2, Face Value = \$20 million  
 Bond: FV = \$20 million, IY = 5.892%, CY = 2,  
 PMTBOND = Formula 14.2,  
 PY = 2, Years Remaining = 18.5 years to preceding interest payment date

**How You Will Get There**

Step 2: Apply Formula 14.2 to determine the periodic bond interest payment.  
 Step 3: Apply Formulas 9.1, 11.1, and 14.3 to determine the price of the bond on its preceding interest payment date.  
 Step 4: Apply Formula 14.5 to determine the cash price of the bond. Step 5: Apply Formula 14.6 to determine the accrued interest.  
 Step 6: Apply Formula 14.1 to determine the market price.  
 Step 7: Apply Formula 14.4 to determine the bond premium or discount.



**Perform**

Step 2:  $PMT_{BOND} = \$20,000,000 \times 0.0655 = \$655,000$

Step 3:  $i = 5.892\%/2 = 2.946\%$ ;  $N = 2 \times 19 = 38$  (compounds and payments)

$$Date\ Price = \frac{\$20,000,000}{1 + 0.02946} + \$655,000 \frac{1 - (1 + 0.02946)^{-38}}{0.02946}$$

Step 4: ?? = July 19,2010 to November 10,2010 = 114  
 July 19,2010 to January 19,2011 = 184  
 114

Cash Price =  $(\$21,492,511.69)(1 + 0.02946)^{184} = \$21,882,632.40$

Step 5:  $AI = (\$655,000) \frac{114}{184} = \$405,815.22$

Step 6:  $\$21,882,632.40 = PRI + \$405,815.22 \implies \$21,476,817.18 = PRI$

Step 7: Premium or Discount =  $\$21,476,817.18 - \$20,000,000.00 = \$1,476,817.18$

Calculator Instructions

SDT	CPN	RDT	RV	Days	Compound	YLD
11.1010	6.55	7.1929	100	ACT	2/Y	5.892

Transforming the outputs:

$$PRI = \frac{107.384085}{100} \times \$20,000,000 = \$21,476,817.18$$

$$AI = \frac{2.029076}{100} \times \$20,000,000 = \$405,815.22$$

**Present**

The bond had a coupon rate that is higher than the market rate, so it sold at a premium of \$21,476,817.18. The buyer also owed the seller \$405,815.22 of accrued interest, so the total cash paid was \$21,882,632.40.

**Example 14.1D: How Did the Investor Do?**

A \$50,000 Government of Ontario bond was issued on March 1, 1995, with a coupon rate of 9.5% compounded semi-annually and 50 years until maturity. Harvey bought the bond on July 17, 1996, when market rates were 8.06% compounded semi-annually, and sold the bond on December 12, 2008, with a semi-annual yield of 3.45%. Based on the market price, what gain or loss did Harvey realize?

**Plan**

Notice that this bond makes interest payments six months apart, on March 1 and September 1 of each year. Since the bond is being bought on July 17 and sold on December 12, neither date represents an interest payment date.

Calculate the market price (PRI) for both dates and then determine the difference.

**What You Already Know**

Step 1: The timeline for the bond sale appears below.

Coupon Interest Payment:  $CPN = 9.5\%$ ,  $CY = 2$ , Face Value = \$50,000

Bond Purchase:  $FV = \$50,000$ ,  $IY = 8.06\%$ ,  $CY = 2$ ,  $PMTBOND = \text{Formula 14.2}$ ,  $PY = 2$ ,

Years Remaining = 49 years to preceding interest payment date

Understand

Bond Sale:  $FV = \$50,000$ ,  $IY = 3.45\%$ ,  $CY = 2$ ,  $PMTBOND = \text{Formula 14.2}$ ,  $PY = 2$ ,

Years Remaining = 36.5 years to preceding interest payment date

**How You Will Get There**

Step 2: Apply Formula 14.2 to determine the periodic bond interest payment. For *each* of the purchase and sale, perform steps 3 through 6:

Step 3: Apply Formulas 9.1, 11.1, and 14.3 to determine the price of the bond on its preceding interest payment date.

Step 4: Apply Formula 14.5 to determine the cash price of the bond.

Step 5: Apply Formula 14.6 to determine the accrued interest.

Step 6: Apply Formula 14.1 to determine the market price. Step 7: Determine the difference between the market prices (PRI) from the purchase to the sale.

Step 2: PMTBOND

$$= \$50,000 \times 0.095 = \$2,375$$

Step Bond Purchase (July 17, 1996)  $i = 8.06\%/2 = 4.03\%$ ;  $N = 2 \times 49 = 98$  (compounds and payments)  
 Bond Sale (December 12, 2008)  $i = 3.45\%/2 = 1.725\%$ ;  $N = 2 \times 36.5 = 73$  (compounds and payments)  
 $1 - \frac{1}{(1 + 0.0403)^{98}} = 0.198173$  Date Price =  $\$50,000(1 + 0.0403)^{98} + \$2,375 \times \frac{1 - \frac{1}{(1 + 0.0403)^{98}}}{0.0403}$   
 $= \$58,747.02738$  March 1, 1996 to July 17, 1996 =  $\$112,522.6856$  March 1, 1996 to September 1, 1996  
 $184138 =$  September 1, 2008 to December 12, 2008  $102?? =$   
 $138??????h ????????? = (\$58,747.02738)(1 + 0.0403)^{184} = \$60,513.86$  September 1, 2008 to March 1, 2009  
 $181102??????h ????????? = (\$112,522.6856)(1 + 0.01725)^{181} =$   
 $\$113,612.4356184$   $\$60,513.86 = \text{PRI} + \$1,781.25$   $\$58,732.61 = \text{PRI}$   $138 \text{AI} = (\$2,375) =$   
 $\$1,781.25181$   $\$113,612.43 = \text{PRI} + \$1,338.40$   $\$112,274.03 = \text{PRI}$   $102 \text{AI} = (\$2,375) =$   
 $\$1,338.40$

Perform

$$\text{Step 7: Gain} = \$112,274.03 - \$58,732.61 = \$53,541.42$$

Calculator Instructions

Present

Harvey acquired the bond for a market price of \$58,732.61 and sold the bond approximately 12.5 years later for \$112,274.03 because of the very low market rates in the bond market. As a result, the gain on his bond amounts to \$53,541.42.



## Section 14.1 Exercises

For all questions, assume all interest rates or yields and payment frequencies are compounded semi-annually. Also assume that the redemption price equals the face value.

### Mechanics

For each of the following bonds and the indicated selling date, calculate the cash price, accrued interest, market price, and determine the amount of the bond premium or discount.

	Face Value	Coupon Rate	Issue Date	Selling Date	Maturity Date	Market Rate on Selling Date
1.	\$1,000	7.16%	January 15, 1994	January 15, 1997	January 15, 2024	7.16%
2.	\$10,000	9.4%	April 28, 1987	October 28, 1990	April 28, 2022	10.71%
3.	\$5,000	7.64%	November 3, 1995	May 3, 2009	November 3, 2015	3.96%
4.	\$100,000	5.81%	February 20, 2000	February 20, 2010	February 20, 2015	4.07%
5.	\$250,000	6.27%	July 5, 1997	March 8, 2007	July 5, 2017	4.21%
6.	\$50,000	16.33%	January 12, 1982	May 2, 2009	January 12, 2032	4.19%
7.	\$2,500	10.41%	November 19, 1986	September 13, 1990	November 19, 2036	11.49%
8.	\$30,000	8.99%	January 30, 1992	February 12, 1995	January 30, 2042	8.99%

## Applications

For each of questions 9–14, calculate the cash price, accrued interest, market price, and the amount of the premium or discount.

- With 17 years until maturity, Julio purchased an \$8,000 Government of Saskatchewan bond with a coupon rate of 5.55%. The market yield was 8.65%.
- A \$5,000 Vancouver Internal Airport bond issued on June 7, 2004, with 14 years to maturity has a coupon rate of 4.42%. It was sold on December 7, 2009, when market rates were 4.07%.
- A \$25,000 City of Kingston bond issued on July 17, 2007, with five years to maturity has a coupon rate of 5.12%. It was sold on January 10, 2010, at a market rate of 4.18%.
- On January 2, 1990, when market rates were 10.1%, a \$50,000 Province of Prince Edward Island bond maturing on December 17, 2012, with a coupon rate of 9.75% was sold.
- A \$100,000 Nova Scotia Power Corporation bond with a coupon rate of 11.25% matures on April 27, 2014. It was sold on February 27, 2006, when market rates were 4.09%.
- A \$75,000 Government of Canada bond due to mature on September 5, 2020, was sold on September 5, 2009, at a market rate of 3.85%. It carries a coupon rate of 3.84%.

- The original holder of a \$10,000 Province of Manitoba bond issued December 1, 2006, with a 2% coupon and 30 years to maturity sells her bond on June 1, 2010, when market rates were 5.25%. By what amount did the market price increase or decrease for this investor?

### Challenge, Critical Thinking, & Other Applications

- The Alberta Capital Finance Authority issued a 20-year \$100,000 bond on December 15, 2005, with a coupon rate of 4.45%. If Mirabelle purchased the bond on June 15, 2007, at a market rate of 4.56% and subsequently sold the bond on March 31, 2009, at a market rate of 3.74%, determine the amount by which the market price increased or decreased for Mirabelle.
- A \$125,000 Province of Ontario 50-year bond issued on March 1, 1995, carries at 9.5% coupon. Amy purchased the bond on September 1, 1999, at a market rate of 5.91% and later sold the bond on September 30, 2008, when posted rates were 6.13%. Based solely on the market price, determine the gain or loss that Amy experienced.
- On August 16, 2012, a bond had a market price of \$8,240.66 and accrued interest of \$157.95 when the market rate was 8%. What is the bond's face value if it matures on May 15, 2033?
- A 30-year maturity \$10,000 face value Government of Canada bond with an 8% coupon was issued on June 1, 1997. Calculate the market price and cash price in the year 2006 on each of June 1, July 1, August 1, September 1, October 1, November 1, and December 1 if the market rate remains constant at 4.5%. Comment on the pattern evident in both the cash price and market price.
- Assume a \$10,000 bond has 20 years until maturity with a coupon rate of 5%.
- Determine its market price at rates of 3%, 4%, 5%, 6%, and 7%.
- Do the market prices of the bond equally change for each 1% change in the market rate? Why or why not?
- Does a market rate that is 1% higher than the coupon rate result in the same premium or discount as a rate that is 1% lower than the coupon rate? Why or why not?
- Assume the bond now only has 10 years until maturity and repeat part (a).
- Compare your answers to parts (a) and (d). What impact does the time until maturity have on the change in the bond price?





## : CALCULATING A BOND'S YIELD

---

### (Know When to Hold 'em, Know When to Fold 'em)

Should you always hold onto a bond until maturity? Is there a best time to sell? In the opener to the last section, you invested in 10 Government of Canada \$5,000 face value bonds with a 5% coupon and 20 years remaining to maturity. For these you paid \$4,699.02 each when prevailing bond rates were 5.5%. Ten years after you purchased those bonds, prevailing bond market rates have dropped to 3.35% but are expected to rise in the near future. Is now the time to sell those bonds?

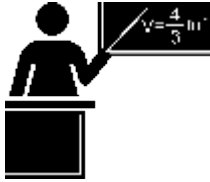
This is a complex decision with many variables; however, to help make that decision you must know at least three critical pieces of information: the selling price of the bond, the yield you would realize on your investment if you held onto the bond until maturity, and the yield if you sold the bond today.

This section integrates the calculations of bond prices and bond yields so that you better understand your bond investments. These guidelines apply whether you are investing personally or on behalf of your company.

#### **Yield to Maturity**

The **yield to maturity**, also known as *basis*, is a bond's overall rate of return when purchased at a market price and held until maturity. It includes both the semi-annual interest that the bondholders earn on their investment along with the gain or loss resulting from the difference between the market price on the selling date and the redemption price. This yield to maturity is exactly equal to the market rate of return on the date of purchase. Thus, in the example above, if you hang on to those bonds until maturity, you will realize a yield to maturity of 5.5%.

In this section, you are turning around the calculations from Section 14.1, where you answered the question, "Knowing the market rate of return, what will you pay?" Now you are asked, "Knowing what you pay, what is the market rate of return?" Thus, rewording the opening example you would have: "If you paid \$4,699.02 for a \$5,000 face value bond with 20 years to maturity having a 5% coupon, what yield to maturity would you realize?"



### The Formula

You need no new formulas to calculate a bond's yield to maturity. The goal is to solve for the nominal rate of interest, or  $IY$ . You must work with Formulas 14.2, 14.3, and 9.1. Recall that Formula 14.2 determines the semi-annual bond coupon interest payment amount. You substitute this amount into Formula 14.3, which calculates the price of the bond on an interest payment date. However, in this case you must solve Formula 14.3 not for the date price but for the periodic rate of interest, or  $i$ . Once you know the periodic interest rate, you can substitute it into Formula 9.1 and solve for the nominal interest rate, or  $IY$ .

One problem in using the formula approach is that it is impossible to algebraically isolate the periodic interest rate in Formula 14.3. You must turn to technology such as the BAI Plus calculator or Excel.



### How It Works

Follow these steps to calculate a bond's yield to maturity:

**Step 1:** Draw a timeline like the one presented here, extending from the selling date to the maturity date. Identify all known variables.

**Step 2:**  
Using Formula 14.2, calculate the amount of the bond interest payment.

**Step 3:** As in Section 14.1, use Formula 11.1 to calculate the  $N$ . Since the market rate and the coupon rate are both semi-annual, the  $N$  is used as both the total number of compounds and the total number of payments.

- If using a manual method, substitute all known numbers into Formula 14.3 and attempt to solve for the periodic interest rate ( $i$ ). Once you know this, convert it to a nominal interest rate using Formula 9.1.

- Alternatively, if you are using technology such as the calculator, input all known variables and solve directly for the nominal interest rate (IY).



### **Important Notes**

Note two conditions when you calculate yield to maturity:

- Trading takes place only on interest payment dates.
- The bondholder reinvests all coupon payments at the same rate of interest.

Calculations not meeting these conditions are beyond the introductory scope of this textbook.



### **Give It Some Thought**

If you purchase a bond with a coupon rate of 4% when the market rate is 5%, what yield to maturity will you realize?

**Example 14.2A: A Basic Yield to Maturity**

Suppose a \$10,000 face value bond is purchased for \$7,688.52 with 20 years until maturity and has a coupon rate of 4% semi-annually. What yield to maturity will the bondholder realize if she holds onto it until maturity?

<b>Plan</b>	The yield to maturity represents the nominal rate of interest on the bond, or IY.																		
<b>Understand</b>	<p>What You Already Know</p> <p>Step 1: The timeline for the bond sale appears below. Coupon Interest Payment: CPN = 4%, CY = 2, Face Value = \$10,000</p> <p>Bond: Date Price = \$7,688.52, FV = \$10,000, CY = 2, PMTBOND = Formula 14.2, PY = 2, Years Remaining = 20</p>	<p>How You Will Get There</p> <p>Step 2: Apply Formula 14.2 to determine the yield to maturity using the calculator.</p> <p>Step 3: Apply Formulas 11.1 and 9.1 using the calculator.</p>																	
<b>Perform</b>	<p>Step 2: <math>PMT = \\$10,000 \times 0.04 = \\$200</math></p> <p>Step 3: <math>N = 2 \times 20 = 40</math> (compounds and payments)</p> $\$7,688.52 = \$10,000 + \$200 \left[ \frac{1 - (1 + IY)^{-40}}{IY} \right]$ <p>Calculator output = IY = 6%</p>	<p>Calculator Instructions</p> <table border="1"> <tr> <td>Mode</td> <td>N</td> <td>I/Y</td> <td>PV</td> </tr> <tr> <td>END</td> <td>40</td> <td>Answer: 6.000002</td> <td>-7688.52</td> </tr> </table> <table border="1"> <tr> <td>PMT</td> <td>FV</td> <td>P/Y</td> <td>C/Y</td> </tr> <tr> <td>200</td> <td>10000</td> <td>2</td> <td>2</td> </tr> </table>		Mode	N	I/Y	PV	END	40	Answer: 6.000002	-7688.52	PMT	FV	P/Y	C/Y	200	10000	2	2
Mode	N	I/Y	PV																
END	40	Answer: 6.000002	-7688.52																
PMT	FV	P/Y	C/Y																
200	10000	2	2																
<b>Present</b>	If she holds onto the bond for the next 20 years, she will realize a yield to maturity of 6% compounded semi-annually.																		

## The Investor's Yield

The yield-to-maturity calculation requires that the bond be held until its maturity date, at which point the future value redemption price is known and equal to its face value. However, this condition may not hold. The bondholder may sell the bond at any point before the maturity date. If the bond is sold, the future value is based on

the prevailing bond rate at that time, and the price is generally not equal to its face value. What then is the bond's yield for the investor?

The investor's yield consists of the coupon payments that have been received while the investor possesses the bond

along with the difference achieved between the purchase price and the selling price. The next figure illustrates what happens to the investor's yield by relating the post-purchase market rate and the investor's yield.

- When the market rate rises after the bond has been purchased, the investor experiences a lower yield than the original yield to maturity since the future bond selling price is reduced. Suppose that investors purchase the bond at a 5% market rate:
- If they hold it until maturity, they achieve a 5% yield to maturity.
- If they instead sell the bond before maturity when the market rate is 6%, the investor's yield is less than 5%.
- When the market rate declines after the bond has been purchased, the investor experiences a higher yield

than the original yield to maturity, since the future bond selling price is increased. Suppose again that investors purchase the bond at a 5% market rate:

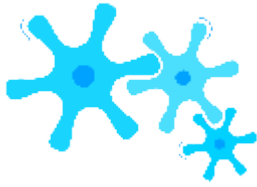
- If they hold it until maturity, they of course achieve a 5% yield to maturity.
- If they sell the bond when the market rate is 4%, the investor's yield is more than 5%.



### The Formula

The existing bond formulas are sufficient for calculating the investor's yield. You need Formula 14.2 to determine the bond coupon payment amount. You use Formula 14.3 to calculate both the purchase price and the selling price. You then use it a third time to solve for the periodic interest rate. When you solve for  $i$ , the future value of the bond

that you substitute into the formula must be the selling price of the bond at the future date, not the redemption price.



### How It Works

Follow these steps to calculate the investor's yield:

**Step 1:** Draw a timeline like the one depicted here, extending from the purchase date to the maturity date. Clearly indicate the selling date. Identify all known variables.

**Step 2:**

Using Formula 14.2, calculate the amount of the bond interest payment.

**Step 3:** If needed, calculate the purchase price using Formula 14.3. As in previous procedures, use Formula 11.1 to calculate the semi-annually based  $N$  representing both the total number of compounds and the total number of payments. Use the market rate at the time of purchase.

**Step 4:** If needed, calculate the selling price using Formula 14.3 in the same manner. Use the market rate at the time of sale.

**Step 5:** Solve for the nominal rate of interest (IY) between the purchase date and the selling date. The purchase price is the date price, and the selling price is the future value (FV).

- If using a manual method, substitute all known numbers into Formula 14.3 and solve for the periodic interest rate ( $i$ ). Convert it into a nominal interest rate using Formula 9.1.
- Alternatively, if using technology such as a calculator, then input all known variables and solve directly for the nominal interest rate (IY).



### Important Notes

The same two requirements that applied to calculating yield to maturity persist when you calculate investor's yield:

- Trading takes place only on interest payment dates.
- The bondholder reinvests all coupon payments at the same rate of interest.



### Give It Some Thought

In each of the following, determine whether the investor's yield increases, decreases, or remains the same.

- A bond is purchased when the market yield is 5% and then sold when the market rate is 4%.
- A bond is purchased when the market yield is 5% and then sold when the market rate is 5%.
- A bond is purchased when the market yield is 5% and then sold when the market rate is 6%.



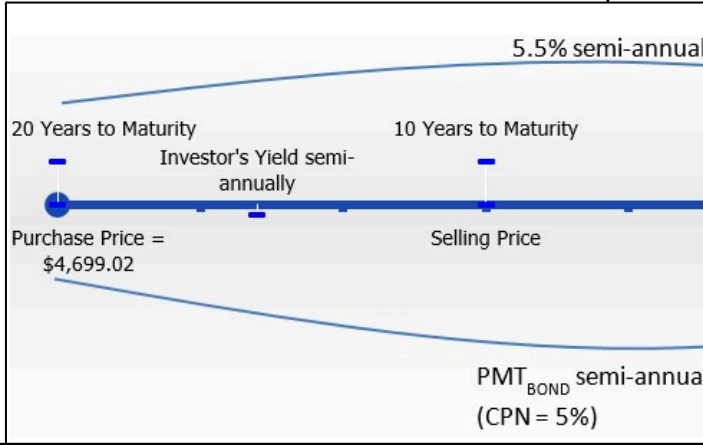
**Example 14.2B: The Investor's Yield**

A \$1,000 face value bond with a 7% coupon and 12 years to maturity was purchased for \$1,084.68 when market rates were 6%. It sold at a price that yielded 9% when market rates were 9%. What yield did the bondholder realize?

<p><b>Plan</b></p>	<p>The investor's yield represents the nominal rate of interest on the bond during the time it is held.</p>	
<p><b>Understand</b></p>	<p><b>What You Already Know</b>                  Step 1: The timeline for the purchase and sale of the bond appears below. Coupon Interest Payment: CPN = 7%, CY = 2, Face Value = \$1,000                  Purchase/Sale of Bond:                  PV = \$1,084.68, FV = \$920.87, CY = 2,                  PMTBOND = Formula 14.2,                  PY = 2, Years Held = 7</p>	<p><b>How You Will Get There</b>                  Step 2: Apply Formula 14.2                  Step 3: Determine the bond price when the market rate is 6%. This is the date price.                  Step 4: Determine the bond price when the market rate is 9%. This is the future value.                  Step 5: Apply Formulas 11.1 and 11.2.                  Solve Formulas 14.3 and 9.1</p>
<p><b>Perform</b></p>	<p>Step 2: <math>PMT_{BOND} = \\$1,000 \times 0.07 = \\$35</math></p> <p>Step 5: <math>N = 2 \times 7 = 14</math> (compounds and payments)</p> $\$1,084.68 = \$920.87 + \$35 \left[ 1 - \frac{1}{(1 + IY)^{14}} \right] \frac{1}{IY}$ <p>Calculator output = <math>IY = 4.6003\%</math></p>	<p>Calc</p>
<p><b>Present</b></p>	<p>The bond market price dropped significantly because of the 3% rise in the market rate. The bondholder did not realize the original yield to maturity of 6% (the market rate), and in fact the realized yield was 4.6003% annually.</p>	

**Example 14.2C: What Yield Do You Realize if You Sell Your Bond Now?**

In the opening discussions to Sections 14.1 and 14.2, you had invested in 10 Government of Canada \$5,000 face value bonds with a 5% coupon rate. You paid \$4,699.02 each when prevailing bond rates were 5.5%. You notice today, 10 years later, that prevailing bond rates have dropped to 3.35%. What investor's yield would you realize if you sell the bonds now?

<p><b>Plan</b></p>	<p>You need to calculate the yield for just one of the 10 bonds since, of course, the total value of the bonds represents the nominal rate of interest on the bond during the time you hold them.</p>
<p><b>Understand</b></p>	<p><b>What You Already Know</b>                  Step 1: The timeline for purchase and sale of the bond appears below.                  Coupon Interest Payment: <math>CPN = 5\%</math>, <math>CY = 2</math>, Face Value = \$5,000                  Purchase of Bond: <math>PV = \\$4,699.02</math>                  Sale of Bond: <math>FV = \\$5,000</math>, <math>IY = 3.35\%</math>, <math>CY = 2</math>, <math>PMT_{BOND} = \text{Formula 14.2}</math>, <math>PY = 2</math>, Years Remaining = 10                  Purchase/Sale of Bond: <math>PV = \\$4,699.02</math>, <math>FV = \text{Sale Price}</math>, <math>CY = 2</math>, <math>PMT_{BOND} = \text{Formula 14.2}</math>, <math>PY = 2</math>, Years Held = 10</p>  <p>The diagram shows a horizontal timeline starting at 'Purchase Price = \$4,699.02' at '20 Years to Maturity'. A blue curve labeled '5.5% semi-annual' starts at the purchase price and rises to a peak. A vertical line marks '10 Years to Maturity' where the bond is sold. The area between the curve and the timeline is labeled 'Investor's Yield semi-annually'. Below the timeline, 'PMT<sub>BOND</sub> semi-annual (CPN = 5%)' is indicated.</p>
<p><b>Perform</b></p>	<p>Step 2: <math>PMT_{BOND} = \\$5,000 \times 0.05 = \\$125</math></p> <p>Step 4: <math>i = 3.35\% / 2 = 1.675\%</math>; <math>N = 2 \times 10 = 20</math> (compounds and payments)</p> $\text{Date Price} = \frac{\$5,000}{(1 + 0.01675)^{20}} + \frac{\$125}{0.01675} \left( 1 - \frac{1}{(1 + 0.01675)^{20}} \right)$ <p>Step 5: <math>N = 2 \times 10 = 20</math> (compounds and payments)</p> $\$4,699.02 = \frac{\$5,000}{(1 + ??)^{20}} + \frac{\$125}{??} \left( 1 - \frac{1}{(1 + ??)^{20}} \right)$ <p>Calculator output = <math>IY = 6.8338\%</math></p>

	Calculator Instructions <table border="1"> <thead> <tr> <th>Step</th> <th>Mode</th> <th>N</th> <th>I/Y</th> <th>PV</th> </tr> </thead> <tbody> <tr> <td>4</td> <td>END</td> <td>20</td> <td>3.35</td> <td>Answer</td> </tr> <tr> <td>5</td> <td>✓</td> <td>✓</td> <td>Answer: 6.833820</td> <td>-4,699</td> </tr> </tbody> </table>	Step	Mode	N	I/Y	PV	4	END	20	3.35	Answer	5	✓	✓	Answer: 6.833820	-4,699
Step	Mode	N	I/Y	PV												
4	END	20	3.35	Answer												
5	✓	✓	Answer: 6.833820	-4,699												
<b>Present</b>	The bond market price increased significantly over the 10-year time period, so the investor realizes more than the original yield to maturity of 5.5%. The new yield to maturity is 6.8338% compounded semi-annually.															



## Section 14.2 Exercises

For all questions, assume that all interest rates or yields and payment frequencies are compounded semi-annually.

Also assume that the redemption price equals the face value.

### Mechanics

For each of the following bonds, calculate the yield to maturity.

	Face Value	Purchase Price	Coupon Rate	Years Remaining until Maturity
1.	\$1,000	\$1,546.16	6%	25
2.	\$5,000	\$3,824.41	5.75%	18.5

	Face Value	Purchase Date	Purchase Price	Maturity Date	Coupon Rate
3.	\$2,500	January 2, 2009	\$1,671.47	January 2, 2025	6.18%
4.	\$10,000	April 13, 2003	\$14,480.91	October 13, 2017	7.15%

For each of the following bonds, calculate the investor's yield.

	Purchase Price	Selling Price	Years Held	Coupon Rate	Face Value
5.	\$23,123.77	\$21,440.13	6	7.25%	\$25,000
6.	\$106,590.00	\$109,687.75	11 years, 6 months	8.65%	\$100,000

	Purchase Date	Market Rate at Time of Purchase	Selling Date	Market Rate at Time of Sale	Maturity Date	Coupon Rate	Face Value
7.	September 29, 2005	9%	March 29, 2010	7%	March 29, 2022	8.65%	\$500,000
8.	May 21, 1998	6.355%	November 21, 2008	6.955%	May 21, 2033	7.165%	\$50,000

## Applications

- A \$495,000 face value Province of Ontario bond issued with a coupon rate of 7.5% is sold for \$714,557.14. If 20 years remain until maturity, what was the yield to maturity?
- A \$100,000 face value bond is issued with a 5% coupon and 22 years until maturity. If it sells for \$76,566.88  $9\frac{1}{2}$  years later, what was the yield to maturity?
- A \$15,000 face value bond matures on August 3, 2024, and carries a coupon of 6.85%. It is sold on February 3, 2009, for

\$20,557.32. Determine the yield to maturity.

- A \$50,000 face value Government of Canada bond is purchased for \$48,336.48 and sold nine years later for \$51,223.23. If the coupon rate is 4.985%, calculate the investor's yield.
- Usama acquired a \$30,000 face value City of Hamilton bond carrying a 4.95% coupon for \$32,330.08 when market rates were 4%. Six years later, market rates are posted at 4.25% and he can sell his bond for \$30,765.05. If he doesn't want his investor's yield to be less than his original yield to maturity, should he sell his bond? Provide calculations to support your answer.
- Great-West Life (GWL) issued a \$100,000 face value bond carrying a coupon rate of 6.14% and 20 years

to maturity. Eight years later, GWL decides to buy back some of its outstanding bonds when current market rates are 7.29%. If the bond was held from the issue date until the selling date, what yield did the bondholder realize on her investment?

- Island Telephone Corporation issued a \$250,000 face value bond on March 1, 1988, carrying a 9.77% coupon and 30 years to maturity. Global Financial Services purchased the bond on March 1, 1995, at which point the market rate was 8.76%, and sold it on September 1, 2007, for \$359,289.44 when market rates were 4.5%. What yield did Global Financial Services realize on its investment?
- Briar Rose is considering selling her bond but will do so only if she can realize an investor's yield of no less than 3.75%. She purchased the \$20,000 face value bond carrying a 6.35% coupon with 25 years to maturity when market rates were 4.85%. Today, 11 years and 6 months later, the market rate is 6.88%. Should Briar Rose sell her bond? Provide calculations to support your answer.

### Challenge, Critical Thinking, & Other Applications

- A \$50,000 face value TransCanada Corporation bond carrying a 5.1% coupon matures on January 11, 2017. The bond is purchased on July 11, 2008, for \$53,336.24 and later sold on January 11, 2010, for \$53,109.69.
- Calculate the yield to maturity on the purchase date.
- Calculate the yield to maturity on the selling date.
- Calculate the investor's yield and express it as a percent change from yield to maturity on the purchase date.
- A \$75,000 face value Canada Post Corporation bond carrying a 4.08% coupon will mature on July 16, 2025. The bond was purchased on January 16, 2006, when market rates were 4.2% and later sold on July 16, 2009, when market rates were 4.05%.
- Calculate the purchase price of the bond along with the amount of the premium or discount.
- Calculate the selling price of the bond along with the amount of the premium or discount.
- Calculate the investor's yield on the bond and express it as a percent change of the market rate on the purchase date.
- Convert the purchase date market rate and the investor's yield to their effective rates. Express the investor's yield as a percent change of the original effective rate.

- The finance manager for Global Holdings Corporation has some funds to invest in bonds. The following three \$50,000 face value bond options are available:
- A bond carrying a coupon rate of 5.07% with 13 years until maturity and selling for \$51,051.79.
- A bond carrying a coupon rate of 4.99% with 8.5 years until maturity and selling for \$50,552.33.
- A bond carrying a coupon rate of 3.96% with 20 years and 6 months until maturity and selling for \$44,022.81. Based solely on each bond's yield to maturity, rank the bonds and recommend the one in which the manager should invest the money.
- Thirty years ago the Mario Brothers invested in a \$100,000 face value bond carrying a 7.55% coupon. They have held onto the bond the whole time until today, when the bond matures. In looking at historical bond prices, they wonder what yield they might have realized by selling the bond somewhere along the way. At five-year intervals, the selling price of the bond would have been \$105,230.26, \$108,133.36, \$120,755.53, \$141,716.98, and \$130,443.72. Calculate the investor's yield throughout the history of the bond and rank the five-year intervals from highest to lowest.

## : SINKING FUND SCHEDULES

---

### (You Need to Show Responsibility)

Individuals and businesses should always plan to save toward their future goals. A sinking fund represents one way of accomplishing this, earning interest while regular contributions build up, all to reach a specified target at the end of the period.

For instance, let's say you are a production manager. In your desk inbox a consultant's report warns about the worrisome state of your production facilities and warehousing operations. Because your current production machinery is really showing its age, you need to replace it within three years. Meanwhile, increasing demand makes a new warehouse in Scarborough necessary within five years. The costs of each project are forecast at \$1 million and \$3 million, respectively. You see in the financial reports for the company that your company averages annual net profits of about \$750,000. Your company needs to start setting aside the required funds now for these urgent projects.

On your way home, you pass by a newly constructed residential neighbourhood. You have your eye on a starter home there with a list price of approximately \$325,000. The 5% down payment required by the mortgage lender is \$16,250. You have been making end-of-month contributions of \$239 for the past four years into a savings plan earning 5% compounded monthly. On a whim, you head into the development, where you find a show home currently on the market for \$250,000.

You are quite smitten with the home and know that it will not take long to sell. Before putting in an offer, you wonder if your savings plan has enough funds to meet the 5% down payment requirement today.

### **Sinking Funds**

A **sinking fund** is a special account into which an investor, whether an individual or a business, makes annuity payments such that sufficient funds are on hand by a specified date to meet a future savings goal or debt obligation. In its simplest terms, it is a financial savings plan. As the definition indicates, it has either of two main purposes:

- **Capital Savings.** When your goal is to acquire some form of a capital asset by the end of the fund, you

have a capital savings sinking fund. What is a capital asset? It is any tangible property that is not easily converted into cash. Thus, saving up to buy a home, car, warehouse, or even new production machinery qualifies as capital savings.

- **Debt Retirement.** When your goal is to pay off some form of debt by the end of the fund, then you have a debt retirement sinking fund. Perhaps as a consumer if you were able to get a 0% interest plan with no payments for one year; you might want to make monthly payments into your own savings account such that you would have the needed funds to pay off your purchase when it comes due. Businesses usually set up these funds for the retirement of stocks, bonds, and debentures.

Whether the sinking fund is for capital savings or debt retirement, the mathematical calculations and procedures are identical. Now, why discuss sinking funds in the chapter about bonds? Many bonds carry a sinking fund provision. Once the bond has been issued, the company must start regular contributions to a sinking fund because large sums of money have been borrowed over a long time frame; investors need assurance that the bond issuer will be able to repay its debt upon bond maturity. For example, in the chapter opener the profits needed to repay the financing for the Bipole III project will not just miraculously appear in the company's coffers. Instead, over a period of time the company will accumulate the funds through saved profits.

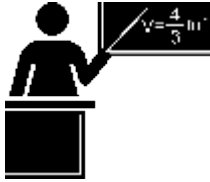
To provide further assurance to bondholders, the sinking fund is typically managed by a neutral third party rather than the bond-issuing company. This third-party company ensures the integrity of the fund, working toward the debt retirement in a systematic manner according to the provisions of the sinking fund. Investors much prefer bonds or debentures that are backed by sinking funds and third-party management because they are less likely to default.

In the case of bonds or debentures, sinking funds are most commonly set up as ordinary simple annuities that match the timing of the bond interest payments. Thus, when a bond issuer makes an interest payment to its bondholders, it also makes an annuity payment to its sinking fund. In other applications, any type of annuity is possible, whether ordinary or due and general or simple.

## Complete Ordinary Sinking Fund Schedules

A complete **sinking fund schedule** is a table that shows the sinking fund contribution, interest earned, and the accumulated balance for every payment in the annuity. It is very similar to an amortization schedule except that (1) the balance increases instead of decreasing, and (2) the interest is being earned instead of being paid.






### The Formula

To complete the sinking fund schedule, you must calculate the interest earned and thus apply Formula 13.1, which calculates the interest portion of a single payment:

$$CY$$

$$INT = BAL \times ((1 + ??)^{PY} - 1)$$

Aside from that formula, the table is mathematically simple, requiring only basic addition.



### How It Works

Follow these steps to develop a complete sinking fund schedule:

**Step 1:** Draw a timeline. Identify all of your time value of money variables (N, IY, FVORD, PMT, PV, PY, CY). If either N or PMT is unknown, solve for it using an appropriate formula. Remember to round PMT to two decimals.

**Step 2:** Set up a sinking fund schedule following the template below, (the cells are marked with the step numbers that follow). The number of payment rows in your table is equal to the number of payments in the annuity (N).

Payment Number	Payment Amount at End(\$) (PMT)	Interest Earned or Accrued (\$) (INT)	Principal Balance Accumulated at End of Payment Interval (\$) (BAL)
0–Start	N/A	N/A	(3)
1	(4)	(5)	(6)
...			
Last payment			
Total	(9)	(9)	N/A

**Step 3:** Fill in the present value of the annuity (PV). You typically start with a zero balance when you save toward a future goal, although sometimes you may make an immediate lump-sum deposit to start the account.

**Step 4:** Fill in the rounded annuity payment (PMT) all the way down the column, including the final payment row.

**Step 5:** Calculate the interest portion of the sinking fund's current balance (INT) using Formula 13.1. Round the number to two decimals for the table, but keep track of all decimals throughout.

**Step 6:** Calculate the new balance by taking the previous unrounded balance on the line above and adding both the annuity payment and the unrounded interest on the current row. Round the result to two decimals for the table, but keep track of all decimals for future calculations.

**Step 7:** Repeat steps 5 and 6 for each annuity payment until the schedule is complete.

**Step 8:** Since all numbers are rounded to two decimals throughout the table, check the table for the “missing penny.” This is the same “missing penny” concept as discussed in the Chapter 13 amortization schedules. Ensure that previous balances plus current payments and interest equal the new balance. If not, adjust the interest earned amount as needed. Do not adjust the balance in the account or the payment. Make as many penny adjustments as needed; they typically appear in pairs such that when you must increase one line by one penny, another subsequent line reduces the interest by one penny.

**Step 9:** Total up the principal payments made and interest earned for the entire schedule.



### Important Notes

When you work with sinking fund schedules, remember three key considerations with respect to the annuity type, final payment adjustment, and the rounding of the sinking fund payment:

- You can use the ordinary sinking fund schedule for both simple and general annuities.
- Under a simple sinking fund, the payments and interest always occur together on the same line of the schedule, which raises no complications of realized versus accrued interest.
- However, for the general annuity, although you could create a table where interest is converted to principal between each annuity payment, it makes no fundamental or mathematical difference in the balance of the fund at any given time. Therefore, this textbook's sinking fund schedules reflect the interest earned regardless of whether it has been converted to principal or remains in accrued format as

of each annuity payment date.

- You are not legally required to be precise when saving up for a future goal. You do not need to adjust the final payment to bring the sinking fund to an exact balance. If the account balance is marginally below or above the goal, you can either top it up as needed or use the extra funds for another purpose.

For the above reason, the sinking fund annuity payment amount is frequently rounded off to a convenient whole number. In this textbook you will be clearly instructed if such rounding is to occur; otherwise, use the exact annuity payment rounded to two decimals.

**Your BAII Plus Calculator.** Although the calculator has no function called “sinking fund,” sinking funds have the same characteristics as amortization schedules. Therefore, use the AMORT function located on the 2nd shelf above the PV key to create the sinking fund schedule. You can find full instructions for the AMORT function in Chapter 13. The key difference in using this function for sinking funds is that the principal grows instead of declines.

With respect to the cash flow sign convention, your PV (if not zero) and PMT are negative, since money is being invested into the account. The FV is a positive number, since it can be withdrawn in the future. As in Chapter 13, you need to input all time value of money buttons accurately before accessing this function.

The BAL and INT outputs are accurate and true to definition. The BAL represents the balance in the fund. The INT represents the interest earned for the specified payments. The PRN output is also accurate, but its definition is changed to represent the total of the annuity payments made and the interest earned. It represents the total increase in the balance of the fund over the course of the specified payments.



### **Give It Some Thought**

In an amortization schedule, the interest portion for each payment steadily declines with each annuity payment. What do you think happens to the interest earned with each payment in a sinking fund?

**Example 14.3A: A Sinking Fund for a Bond**

The City of Winnipeg issued a \$500,000 face value bond with three years until maturity. It will make contributions at the end of every six months to a sinking fund earning 5.8% compounded semi-annually. Construct a complete sinking fund schedule and calculate the total principal contributions and interest components.

**Plan**

You are to construct a complete sinking fund schedule for the bond. The schedule needs to provide the total principal contributions, which is the same as the total payments (PMT) made to the fund, as well as the total interest (INT) earned.

## Understand

What You Already Know Step 1: The timeline for the City of Winnipeg's sinking fund appears below.

$$FVORD = \$500,000, IY = 5.8\%, CY = 12,$$

$$PY = 2, \text{Years} = 3, PV = \$0$$

## How You Will Get There

Step 1 (continued): Solve for the ordinary sinking fund annuity payment (PMT) using Formulas 9.1, 11.1, and 11.2 (rearranging for PMT).

Step 2: Set up the sinking fund schedule.

Steps 3 and 4: Fill in the original principal with zero (since this is the opening balance) and payment column with the PMT from step 1.

Steps 5 to 7: Use Formula 13.1 to calculate the interest and add the row to get the new balance for each line.

Step 8: Check for the "missing penny."

Step 9: Sum the interest portion as well as the total payments for the principal contribution.

$$\text{Step 1 (continued): } i = 5.8\%/2 = 2.9\%; N = 2 \times 3 = 6 \text{ payments}$$

26

$$[(1 + 0.029)^2]$$

\$500,000

$$500,000 = PMT \left[ \frac{1 - (1 + 0.029)^{-20}}{0.029} \right]$$

|  
|

|

20

$$(1 + 0.029)^{20} - 1$$

|

$$PMT =$$

26

$$\left[ \frac{500,000}{(1 + 0.029)^{20} - 1} \right]$$

$$= \$77,493.07$$

$$= \$77,493.07$$

$$\left[ \frac{500,000}{(1 + 0.029)^{20} - 1} \right]$$

Steps 2 to 7 (with some calculations) are detailed in the table below:

Payment Number	Payment Amount at End(\$)(PMT)	Interest Earned or Accrued (\$)(INT)	Principal Balance Accumulated at End of Payment Interval (\$)(BAL)
0–Start			\$0.00
1	\$77,493.07	(1) \$0.00	(2) \$77,493.07
2	\$77,493.07	(3) \$2,247.30	(4) \$157,233.44
3	\$77,493.07	(5) \$4,559.77	(6) \$239,286.28
4	\$77,493.07	\$6,939.30	\$323,718.65
5	\$77,493.07	\$9,387.84	\$410,599.56
6	\$77,493.07	\$11,907.39	\$500,000.02
Total	\$464,958.42	\$35,041.60	

2

Perform

$$(1) \text{INT} = \$0 \times ((1 + 0.029)^2 - 1) = \$0$$

$$(2) \text{New Balance} = \$0.00 + \$77,493.07 + \$0.00 = \$77,493.07$$

2

$$(3) \text{INT} = \$77,493.07 \times ((1 + 0.029)^2 - 1) = \$2,247.298945$$

$$(4) \text{New Balance} = \$77,493.07 + \$77,493.07 + \$2,247.298945 = \$157,233.4389$$

2

$$(5) \text{INT} = \$157,233.4389 \times ((1 + 0.029)^2 - 1) = \$4,559.769729$$

$$(6) \text{New Balance} = \$157,233.4389 + \$77,493.07 + \$4,559.769729 = \$239,286.28$$

Steps 8 to 9: There are no rounding errors and the table is correct. Total the interest and principal contributions. Calculator Instructions


Present

The complete sinking fund schedule is shown in the table above. The total interest earned by the City of Winnipeg is \$35,041.60 in addition to the \$464,958.42 of principal contributions made. Note that the fund has an extra \$0.02 in it after the three years.

## Partial Ordinary Sinking Fund Schedules

For the same reasons as with amortization schedules, sometimes you are interested in creating partial sinking fund schedules for a specified range of payments and not the entire sinking fund. This may be because of any of the following reasons:

- The sinking fund schedule is too long.
- Your sole interest is in the interest portion during a specific period of time for accounting and tax purposes.
- You are assisting in the financial planning of the individual or organization at a particular point in time.



### How It Works

For a partial sinking fund schedule, follow almost the same procedure as for a complete sinking fund schedule, with the following notable differences:

**Step 2:** Set up the partial sinking fund schedule according to the template provided here. The table identifies the corresponding step numbers.

**Step 3:** Calculate the balance accumulated in the account immediately before the first payment of the partial schedule. Recall the three calculations required to determine this value:

Payment Number	Payment Amount at End(\$) (PMT)	Interest Earned or Accrued (\$) (INT)	Principal Balance Accumulated at End of Payment Interval (\$) (BAL)
Preceding Payment #	N/A	N/A	(3)
First Payment Number of Partial Schedule	(4)	(5)	(6)
...			
Last Payment Number of Partial Schedule			
Total	(9)	(9)	N/A

- Calculate the future value of the original principal. Use Formulas 9.1 (Periodic Interest Rate), 9.2 (Number of Compounding Periods for Single Payments), and 9.3 (Compound Interest for Single Payments).
- Calculate the future value of all annuity payments already made. Apply Formulas 11.1 (Number of Annuity Payments) and

11.2 (Ordinary Annuity Future Value).

- Sum the above two calculations to arrive at the principal balance (BAL) immediately before the first payment required in the partial sinking fund schedule.



### Things To Watch Out For

When you use Excel to create amortization schedules, recall that your template does not correct for the “missing penny.” The situation is no different with respect to sinking fund schedules. Therefore, a schedule generated using the Excel template may have the occasional penny difference on any given line since each displayed number is rounded to two decimals, but the total interest and total principal are always correct since the unrounded numbers are used in their calculations.



**Example 14.3B: A Partial Sinking Fund Schedule**

The Alberta Capital Finance Authority (ACFA) issued a \$200,000 face value bond with five years until maturity. The sinking fund provision requires payments to be made at the end of every quarter into a fund earning 4.4% compounded quarterly. Create a partial sinking fund schedule for the third year. Calculate the total interest earned and total contributions made in the third year.

**Plan**

You are to construct a partial sinking fund schedule for the third year of the loan along with the total interest earned and total contributions for the year.

What You Already Know Step 1: The timeline for the bond appears below. FVORD = \$200,000,

IY = 4.4%, CY = 4,

Understand

PY = 4, Years = 5, PV = \$0

**How You Will Get There**

Step 1 (continued): Solve for the ordinary sinking fund annuity payment (PMT) using Formulas 9.1, 11.1, and 11.2 (rearranging for PMT).

Step 2: Set up the partial sinking fund schedule according to the template.

Step 3: There is no single payment at the beginning (PV = \$0). Calculate just the future value of the first eight annuity payments using Formulas 11.1 and 11.2. The balance in the account prior to the third year is equal to the FVORD.

Step 4: Fill in the payment column for the four payments made in the third year. Steps 5 to 7: Use Formula 13.1 to calculate interest and add the row to get the new balance for each line.

Step 8: Check for the “missing penny.”

Step 9: Total up the interest portion as well as the total payments for the principal contribution.

Step 1 (continued):  $i = 4.4\%/4 = 1.1\%$ ;  $N = 4 \times 5 = 20$  payments

$$[(1 + 0.011)^4]$$

$$- 1]$$

\$200,000

$$\$200,000 = PMT \cdot$$

|

|

4

$$(1 + 0.011)^4 - 1 |$$

$$PMT =$$

4 20

$$[(1 + 0.011)^4]$$

$$- 1]$$

$$= \$8,994.98$$

$$\frac{200,000}{[(1 + 0.011)^4 - 1]}$$

Steps 2 to 7 (with some calculations, including step 3) are detailed in the table below:

Payment Number	Payment Amount at End(\$)(PMT)	Interest Earned or Accrued (\$)(INT)	Principal Balance Accumulated at End of Payment Interval (\$)(BAL)
8			(1) \$74,792.09
9	\$8,994.98	(2) \$822.71	(3) \$84,609.78
10	\$8,994.98	\$930.71	\$94,535.47
11	\$8,994.98	\$1,039.89	\$104,570.34
12	\$8,994.98	\$1,150.27	\$114,715.59
Total	\$35,979.92	\$3,943.58	

Perform

(1) Step 3:  $N = 4 \times 2 = 8$  payments; FVORD

4 8

$$\diamond(1 + 0.011)^4 \diamond - 1$$

$$= \$8,994.98 \diamond \quad 4$$

$$(1 + 0.011)^4 - 1$$

$$\diamond = \$8,994.98 \diamond 0.091463 \diamond = \$74,792.0893$$

$$0.011$$

4

$$(2) \text{INT} = \$74,792.0893 \times ((1 + 0.011)^4 - 1) = \$822.712982$$

$$(3) \text{New Balance} = \$74,792.0893 + \$8,994.98 + \$822.712982 = \$84,609.78229$$

Steps 8 to 9: In this case there are no rounding errors and the table above is correct. Total the interest and principal contributions.

Calculator Instructions

Present

The partial sinking fund schedule for the third year is shown in the table above. ACFA contributed \$35,979.92 to the fund and earned total interest of \$3,943.58.

## Sinking Funds Due Schedules

While ordinary sinking funds are typical for bonds, capital savings sinking funds can take any form. Whether saving personally for the down payment on a house or saving at work for the acquisition of a warehouse, the investor determines the timing of the annuity payments.

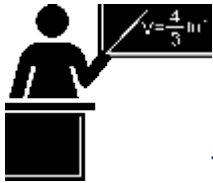
Sinking funds due require a small modification to the headers in the sinking fund due schedule, as illustrated in the table. Recall that the payment occurs at the beginning of the payment interval.

Payment Number	Payment Amount at BGN (\$) (PMT)	Interest Earned or Accrued (\$) (INT)	Principal Balance Accumulated at End of Payment Interval (\$) (BAL)
0–Start	N/A	N/A	(3)
1	(4)	(5)	(6)
...			
Last payment			
Total	(9)	(9)	N/A

- Ensure that any unknown variables like PMT are calculated by an annuity due formula.
- The first payment occurs at the beginning of the first time period. Hence, this first payment receives interest, unlike the first payment in an ordinary annuity, which receives no interest during the first time period because it is paid at the end.

In accordance with the practice for previous schedules, do not distinguish

between earned and accrued interest for general sinking funds due. Both amounts are represented in the third column of the table. If you need a partial sinking fund due schedule, its structure is the same as the table for ordinary sinking funds, although the headers change to match the table above.



## The Formula

**PMT** is Sinking Fund Due Annuity Payment Amount: This is the annuity due payment amount regularly deposited into the sinking fund due account. **PY** is Payment Frequency: The number of payment intervals per year. **i** is Periodic Interest Rate: This is the periodic rate of interest used in converting the interest to principal. It results from Formula 9.1. **BAL** is Previous Balance Owing: This is the principal balance prior to the deposit of the current annuity due payment.

Calculating the interest portion in a sinking fund due schedule requires a slight modification to Formula 13.1 for the interest portion of a single payment. In an annuity due, the payment is deposited at the beginning of the payment interval and therefore accrues interest during the current payment interval. This means that you must add the annuity payment to the previous balance before calculating interest.


### **INTSFDUE** is Interest

**Portion:** The interest portion of any sinking fund annuity payment. Recall that the formula accommodates both simple and general annuities.

**CY is Compound Frequency:** The number of compounding periods per year.

### **Formula 14.7 – Interest Portion of a Sinking Fund Single Payment Due:**

$$\begin{aligned}
 & \text{INTSFDUE} \\
 & = (\text{BAL} + \text{PMT}) \times ((1 + i)^{\text{PY}} - 1)
 \end{aligned}$$



### How It Works

The steps for creating either a complete or partial sinking fund due schedule remain much the same as for an ordinary sinking fund schedule. You require the following adaptations:

- Step 2: Use the sinking fund due table instead of ordinary sinking fund table.
- Step 5: Use Formula 14.7 instead of Formula 13.1.



### Important Notes

**Your BAI Plus Calculator.** Probably the most significant change occurs here. The AMORT function is designed only for ordinary amortization, but you can easily adapt it to sinking funds due. These changes are similar to the adaptations required for amortization schedules due.

- **P1 and P2:** In a sinking fund due, since the first payment occurs today (time period 0), the second payment is at time period 1, and so on. So the payment number of a sinking fund due is always one higher than the payment number of an ordinary sinking fund; always add 1 to the payment number being calculated. For example, if interested only in payment seven, set both P1 and P2 to 8. Or if interested in the payment range 14 through 24, set P1 = 15 and P2 = 25.
- **BAL:** To generate the output, the payment numbers are one too high. This results in the balance being increased by one extra payment. To adapt, manually decrease the balance by removing one payment (or with BAL on your display, use the shortcut key sequence of – RCL PMT =).
- **INT and PRN:** Both of these numbers are correct. Recall that PRN reflects the sinking fund payment (PMT) and interest amount (INT) together.

**Example 14.3C: Saving for a Vehicle Down Payment**

In an effort to be more environmentally friendly, Bernard is considering leasing a Chevrolet Volt. The lease terms require a down payment of \$2,000. To save up, Bernard starts making quarterly contributions today for the next year into a fund earning 5.3% semi-annually. Create a sinking fund due schedule and calculate his total payments and interest.

**Plan**


You are to construct a complete sinking fund due schedule for car savings along with the total interest (INT) and total principal contributions, or the total payments (PMT) made to the fund.

**Understand**

**What You Already Know**  
 Step 1: The timeline for the car down payment savings plan appears below.  
 FVDUE = \$2,000,  
 IY = 5.3%, CY = 2,  
 PY = 4, Years = 1,  
 PV = \$0

**How You Will Get There**  
 Step 1 (continued): Solve for the sinking fund due annuity payment (PMT) using Formulas 9.1, 11.1, and 11.3 (rearranging for PMT).  
 Step 2: Set up the sinking fund due schedule.  
 Steps 3 and 4: Fill in the original principal with zero (since this is the opening balance) and the payment column with the PMT from step 1.  
 Steps 5 to 7: Use Formula 14.7 to calculate interest and add the row to get the new balance for each line.  
 Step 8: Check for the “missing penny.”  
 Step 9: Total up the interest portion as well as the total payments for the principal contribution.

Payment Number	Payment Amount	at BGN (\$)	(PMT)	Interest Earned or Accrued (\$)	(INT)	Principal Balance Accumulated at End of Payment Interval (\$)	(BAL)
0	–	Start	\$0.00	1	\$483.87	(2) \$6.37	
1	\$490.24	2	\$483.87	(3) \$12.82	(4) \$986.93	3	\$483.87
2	\$19.36	4	\$1,490.16	4	\$483.87	4	\$25.98
3	\$2,000.02	Total					



Step 1 (continued)

\$2,000 = PMT

Steps 2 to 7 (with

(1) INTSFDU  
(2) New Balance

(3) INTSFDU  
(4) New Balance

Steps 8 to 9: Amortization  
and interest.

Payment Number
0-Start
1
2
3
4
Total



	Calculator Instru <table border="1"> <tr> <td>Mode</td> <td>N</td> <td>I</td> </tr> <tr> <td>BGN</td> <td>+</td> <td>5</td> </tr> </table> <table border="1"> <tr> <td>Payment</td> <td>P</td> </tr> <tr> <td>1</td> <td>2</td> </tr> <tr> <td>2</td> <td>3</td> </tr> <tr> <td>3</td> <td>4</td> </tr> <tr> <td>4</td> <td>5</td> </tr> <tr> <td>Total</td> <td>2</td> </tr> </table>	Mode	N	I	BGN	+	5	Payment	P	1	2	2	3	3	4	4	5	Total	2
Mode	N	I																	
BGN	+	5																	
Payment	P																		
1	2																		
2	3																		
3	4																		
4	5																		
Total	2																		
<b>Present</b>	The complete Bernard is \$64.54																		



## Section 14.3 Exercises

### Mechanics

Create complete sinking fund schedules for each of the following sinking funds.

	Future Value	Payment Timing	Payment Frequency	Nominal Interest Rate	Term (Years)
1.	\$50,000	End	Annually	8.2% annually	5
2.	\$75,000	Beginning	Semi-annually	4.25% semi-annually	4
3.	\$10,000	End	Quarterly	6.2% annually	2
4.	\$30,000	Beginning	Monthly	3.8% quarterly	7 months

Create partial sinking fund schedules for the indicated payments for each of the following sinking funds.

	Future Value	Payment Timing	Payment Frequency	Nominal Interest Rate	Term (Years)	Payment #
5.	\$5,000,000	End	Semi-annually	7% semi-annually	6	7 to 10
6.	\$250,000	Beginning	Annually	10% annually	10	4 to 7
7.	\$800,000	End	Monthly	5% quarterly	8	Fifth year
8.	\$2,000,000	Beginning	Quarterly	6% monthly	5	Third year

## Applications

For questions 9–12, create a complete sinking fund (due) schedule. Calculate the total payments and the total interest earned.

- A \$500,000 face value bond with semi-annual interest payments is issued with four years until maturity. The bond comes with a sinking fund provision that requires a sinking fund deposit timed to match the interest payments. The sinking fund will earn 4% compounded semi-annually.
- A \$125,000 face value bond is issued with two years until maturity. The ordinary sinking fund provision requires quarterly deposits and can earn an interest rate of 7.4% compounded semi-annually.
- Jamie and Athena want to take their children to Disney World one year from today. The estimated cost of their stay is

\$8,600, for which they will save up the funds in advance. Their savings plan can earn 5% compounded quarterly and they will make their first quarterly deposit today.

- Because of rising demand, a manufacturer predicts that in three years' time it will need to acquire land on which to build a new production plant. It estimates the value of the land at \$5 million. The company makes its first semi-annual deposit today into a sinking fund earning 7.35% compounded monthly.

For questions 13–15, create a partial sinking fund schedule. For the specified time frame, calculate the total payments and the total interest earned.

- A \$10 million face value bond is issued with 20 years until maturity. The sinking fund provision requires semi-annual deposits, and the fund can earn an interest rate of 8.5% compounded semi-annually. The company would like detailed information on the sixth through eighth years.
- A sinking fund is set up for a newly issued \$750,000 face value bond with 25 years until maturity. Quarterly deposits will be made into a fund earning 10% compounded annually. Interest and principal information is needed for the third year.
- Revisit the opening situation discussed in this section. Recall that you had your eye on a home with a list price of

\$325,000 that requires a 5% down payment. At the end of every month for the past four years, you have been contributing an amount rounded up to the nearest dollar into a five-year savings plan earning 5% compounded monthly. You have found a new home for \$250,000 and wonder if you have enough to meet the 5% down payment requirement.

- Create a schedule for the 45th through 51st payments into your savings plan.
- Can you buy the \$250,000 home today? Justify your answer.

### Challenge, Critical Thinking, & Other Applications

- Gillette (a division of Procter and Gamble) projects it will need \$500 million today to fund the research and development for a new product line. This money will be charged interest at 6.5% compounded annually. Financing is arranged such that the first end-of-month payment to the sinking fund will start three years and one month from today with the aim of repaying the debt in total after seven years from today. The fund can earn 7.8% compounded monthly. For the fund itself, create a sinking fund schedule for the first six months of its third year.
- Yogi is saving up for a \$10,000 down payment on his new car, which he plans to purchase one year from now. He will make deposits at the end of every three months into a fund earning 4% compounded quarterly. He already has saved

\$3,000 today. Create a complete sinking fund schedule and calculate the total payments and interest earned.

- In total, \$10 million in bonds carrying a coupon rate of 5% semi-annually with 10 years until maturity was issued seven years ago. The denomination of each bond is \$10,000. A sinking fund provision has required semi-annual deposits into a fund earning 6.6% compounded semi-annually. Today, the market

rate on bonds has risen to 7% compounded semi-annually. The company decides to use the money in its sinking fund to purchase its bonds on the open market.

- If it uses the maximum funds available, how many bonds can it purchase today?
- Assuming it purchased the bonds, revise and create a complete sinking fund schedule for the last three years.
- Every year, a National Car Rental retail outlet needs to purchase its rental fleet of vehicles to reflect current year models. The estimated purchase price of its fleet is \$500,000. However, it does not need to save up this entire amount since it sells the previous fleet to automotive dealerships for 45% of the purchase price. Create a complete annual sinking fund schedule for the retail outlet, assuming its sinking fund earns 3.6% compounded monthly and it makes end-of-month deposits. Determine the total payments made along with the total interest earned.
- A \$100 million face value bond is issued with 30 years until maturity. The sinking fund provision requires semi-annual payments into a fund earning 8% compounded semi-annually.
- Calculate the total interest earned and total payments.
- For the 10th through 15th year inclusive, calculate the total interest earned.

## 14.4: DEBT RETIREMENT AND AMORTIZATION

---

### (Balancing the Books)

Issuing, buying, and selling bonds results in financial obligations and accounting responsibilities. For instance, your firm is about to issue marketable bonds to finance a major venture in the near future. These bonds require a sinking fund provision to ensure investor confidence. However, the company first needs to foresee its financial obligations if it issues the bonds. How much interest will the company need to pay out to its bondholders annually? What annual sum will it deposit into the sinking fund to satisfy the provision? How does the liability side of the company's balance sheet reflect the fund's provisions? All these questions need to be answered so that you can make an informed decision.

Meanwhile, the finance department reports that your company invested in marketable bonds purchased at a discount.

This means your company will benefit from the future bond interest payments and also realize the bond's redemption price upon maturity. Your firm's accounting records must show capital gains being realized over the years, in the form of the difference between the face value and the discounted amount at which the bonds were purchased.

As you can see, the decision to issue or invest in a bond has many financial and tax implications that a company or an individual investor must address. This section explores the financial obligations associated with retiring bond debt and accurate recording of the debt. Also examined is the accounting for premiums and discounts, both of which have tax implications for bondholders and issuers.

### **Debt Retirement**

When an organization issues a bond, the three primary financial implications involve the bond's interest payments, the sinking fund payments, and the balance sheet liability tied to the bond.

- **Annual Bond Interest Payments.** As discussed earlier in this chapter, most bonds compound semi-annually with semi-annual interest payments, thus  $CY = PY$ . Because companies manage their books by their fiscal year, they are more interested in the annual total payment commitment than in the amount of each payment,  $PMTBOND$ . Therefore, the annual total payment commitment is represented by

$$\text{Annual Bond Interest Payment} = PMTBOND \times PY$$

Substituting Formula 14.2  
in place of  $PMTBOND$ :

$$\text{Annual Bond Interest Payment} = \text{Face Value} \times$$

CPN

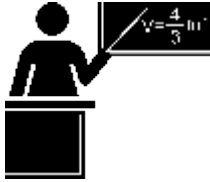
CY

$\times PY$

Since  $CY = PY$ , simplifying the above formula produces the most direct method of arriving at the annual payment amount:

$$\text{Annual Bond Interest Payment} = \text{Face Value} \times \text{CPN}$$

- **Annual Bond Sinking Fund Payments.** Sinking fund payments are most commonly set up to match the timing of the bond's interest payments. Hence, these payments are semi-annual. Again, the focus is on the annual sinking fund obligation, which you calculate by multiplying the sinking fund payment by the payment frequency, or  $PMT \times PY$ . The total of the annual bond interest payments and the annual sinking fund payments is referred to as the **annual cost of the bond debt** or the periodic cost of the bond debt.
- **Balance Sheet Liability.** The bond represents a debt for the issuing organization. Through the sinking fund, the company saves up money to extinguish that debt. The amount of debt that is outstanding is the difference between the money owing and the money saved at any given point in time. Thus, the **book value of the bond debt** represents the difference between the principal amount owing on the bond and the accumulated balance in the sinking fund at any point in time. For example, if the company issued \$10 million in bonds and has accumulated \$1 million in its sinking fund, the book value of the debt is \$9 million. This would be the balance owing if the company used the sinking fund to retire a portion of the bond debt at face value.




### The Formula

To calculate the annual cost of the bond debt, you combine both the annual bond interest payments and annual bond sinking fund payments into a single formula.

Formula 14.8 – The Annual Cost of the Bond Debt:  $ACD = (\text{Face Value} \times \text{CPN}) + (\text{PMT} \times \text{PY})$   
 is Annual Bond Sinking Fund Payments: The total annual sinking fund contributions, which reflect the sinking fund annuity payment amount (PMT) multiplied by the sinking fund payment frequency (PY). You calculate the PMT through Formula 11.4.  $(\text{Face Value} \times \text{CPN})$  is Annual Bond Interest Payments: The total annual interest paid to bondholders, which reflects the face value of the bond outstanding (Face Value) and the nominal coupon rate of interest paid (CPN). ACD is Annual Cost of the Bond Debt: The total annual financial obligation associated with a bond issuance.

Formula 14.9 – The Book Value of the Bond Debt:  $BVD = \text{Bonds Outstanding} - \text{BALBAL}$   
 is Sinking Fund Balance: For any given point in time, this is the balance that has accumulated in the sinking fund. Calculate this future value amount through Formula 11.2. Bonds Outstanding is Debt Principal: The principal amount of the debt. Recall that you assume the redemption price equals the face value of the bond. You also assume that no bonds are retired (bought back from investors) prior to maturity. Hence, this amount is the face value of the bond. BVD is Book Value of the Bond Debt: For any particular point in time, this is the net balance on the bond; it reflects the principal owing less the amount of money saved.

Formula 14.9 lets you calculate the book value of the bond debt.



### How It Works

Follow these steps to calculate the annual cost of the bond debt:

**Step 1:** Identify the face value of the bond and the coupon rate.

**Step 2:** If the sinking fund payment (PMT) and payment frequency (PY) are known, skip to step 4. Otherwise, draw a timeline for the sinking fund and identify known variables.

**Step 3:** Calculate the sinking fund payment using Formula 11.4.

**Step 4:** Calculate the annual cost of the bond debt using Formula 14.8. Follow these steps to calculate the book value of the bond debt:

**Step 1:** Identify the face value of the bond.

**Step 2:** If the balance in the sinking fund (BAL) is known, skip to step 5. Otherwise, draw a timeline for the sinking fund and identify known variables.

**Step 3:** Calculate the sinking fund payment using Formula 11.4.

**Step 4:** Calculate the future value of the sinking fund at the point of interest using Formula 11.2. This is the sinking fund balance, or BAL.

**Step 5:** Calculate the book value of the bond debt using Formula 14.9.



**Give It Some Thought**

Suppose a company decides not to wait until maturity and retires some of its bond debt early on an interest payment date. What happens to the BVD if the debt is retired when:

- the market rate equals the coupon rate?
- the market rate is higher than the coupon rate?
- the market rate is lower than the coupon rate?

**Example 14.4A: The Annual Cost of the Bond Debt** The Bank of Montreal issued a \$10,000,000 face value bond carrying a 5.1% coupon with 30 years until maturity. The bond has a matching sinking fund provision for which monies are invested at 4.5%. Calculate the annual cost of the bond debt. Assume all compounding and payments are semi-annual.

**Plan** You need to calculate the annual cost of the bond debt (ACD). **Understand What You Already Know** Step 1: Face Value = \$10,000,000, CPN = 5.1% Step 2: The timeline for the sinking fund appears below. FVORD = \$10,000,000, IY = 4.5%, CY = 2, PY = 2, Years = 30, PV = \$0 **How You Will Get There** Step 3: Solve for the ordinary sinking fund annuity payment (PMT) using Formulas 9.1, 11.1, and 11.2 (rearranging for PMT). Step 4: Calculate the annual cost of the bond debt using Formula 14.8. **Perform** Step 3:  $i = 4.5\%/2 = 2.25\%$ ;  $N = 2 \times 30 = 60$  payments  $260 \left[ (1 + 0.0225)^{260} - 1 \right] \$10,000,000 = PMT \left[ 2 \left| \left( (1 + 0.0225)^2 - 1 \right) \right| \right] \$10,000,000$   $PMT = \$80,353.27$   $260 \left[ (1 + 0.0225)^2 - 1 \right]$  Step 4:  $ACD = (\$10,000,000 \times 0.051) + (\$80,353.27 \times 2) = \$510,000 + \$160,706.54 = \$670,706.54$  **Calculator Instructions** Present Each year, the Bank of Montreal pays \$510,000 in interest to its



bondholders. Additionally, it deposits \$160,706.54 to its sinking fund. Thus, the annual cost of the bond debt is \$670,706.54 every year for the next 30 years.

(Hint: Think about what happens to the market price of the bond.)

Example 14.4B: The Book Value of the Bond Debt													
Using Example 14.4A, calculate the book value of the bond debt after 10 years.													
<b>Plan</b>	You must calculate the book value of the bond debt (BVD) after 10 years.												
<b>Understand</b>	<p>What You Already Know</p> <p>Step 1: Face Value = \$10,000,000</p> <p>Steps 2 and 3: The sinking fund balance is unknown. From the previous example, the sinking fund payment is <math>PMT = \\$80,353.27</math>. The timeline for calculating the sinking fund after 10 years appears below.</p> <p><math>FV_{ORD} = \\$10,000,000</math>, <math>IY = 4.5\%</math>, <math>CY = 2</math>, <math>Years = 10</math>, <math>PMT = \\$80,353.27</math>, <math>PY = 2</math>, <math>PV = \\$0</math></p> <div style="border: 1px solid black; padding: 10px; margin: 10px 0;"> <p style="text-align: center;">Today <span style="float: right;">4.5% semi-annually</span></p> </div>												
<b>Perform</b>	<p>Step 4: <math>i = 4.5\%/2 = 2.25\%</math>; <math>N = 2 \times 10 = 20</math> payments made over 10 years</p> $FV_{ORD} = \$80,353.27 \left[ \frac{(1 + 0.0225)^{20} - 1}{0.0225} \right] = \$2,001,722.10$ <p>Step 5: <math>BVD = \\$10,000,000 - \\$2,001,722.10 = \\$7,998,277.90</math></p> <div style="border: 1px solid black; padding: 5px; margin-top: 10px;"> <p>Calculator Instructions</p> <table border="1" style="width: 100%; border-collapse: collapse;"> <thead> <tr> <th>Mode</th> <th>N</th> <th>I/Y</th> <th>PV</th> <th>P</th> </tr> </thead> <tbody> <tr> <td>END</td> <td>20</td> <td>4.5</td> <td>0</td> <td>—</td> </tr> </tbody> </table>   <table border="1" style="width: 100%; border-collapse: collapse;"> <tr> <td style="padding: 5px;">FV</td> <td style="padding: 5px;">Answer: 2,001,722.095</td> </tr> </table> </div>	Mode	N	I/Y	PV	P	END	20	4.5	0	—	FV	Answer: 2,001,722.095
Mode	N	I/Y	PV	P									
END	20	4.5	0	—									
FV	Answer: 2,001,722.095												
<b>Present</b>	After 10 years, the Bank of Montreal will accumulate \$2,001,722.10 in its sinking fund. The book value of the bond debt remaining equals \$7,998,277.90.												

## Amortization of Bond Premiums and Accrual of Bond Discounts

When a bond sells for a price different from its face value, the bond premium or bond discount has accounting implications. Take a look at each scenario.

**Bond Premium.** In these situations, the investor pays more for the bond, say \$1,050

for a \$1,000 bond. If the investor holds onto the bond until maturity, only the redemption price of \$1,000 is returned. The bond premium of \$50 represents a capital loss for the investor. A **capital loss** is the amount

by which the current value of an asset falls short of the original purchase price. Commonly accepted practices allow the investor to amortize the \$50 capital loss over the period of time that the bond is held and not just in the period during which the capital loss actually occurs (at maturity). The figure illustrates the amortization of a capital loss assuming three years remain until maturity on a \$1,000 bond carrying a 5% coupon purchased when the market rate was 3.23775%. Note that the total capital loss of \$50 is spread throughout the entire three-year time frame.

**Bond Discount.** In these situations, the investor pays less for the bond, say \$950 for a \$1,000 bond. If the investor holds onto the bond until maturity, the investor receives the full redemption price of \$1,000. The bond discount of \$50 represents a

capital gain for the investor. A **capital gain** is the amount by which the current value of an asset exceeds the original purchase price. Commonly accepted practice allows the investor to accrue the \$50 capital gain over the period of time that the bond is held and not just in the period during which the

capital gain actually occurs (at maturity). For example, assuming three years remain until maturity on a \$1,000 bond carrying a 5% coupon purchased when the market rate was 6.8729%, the figure illustrates the accrual of a capital gain of

\$50. Note that the total gain is spread throughout the three-year time frame.

In either situation, the gain or loss has tax implications for the investor. These amounts appear on tax forms and either raise the amount of taxes paid by the investor (for gains) or lower the amount of taxes (for losses). As well, for

companies these amounts appear on financial statements.



### The Formula

To allow the investor to understand these capital gains or losses, you must develop either an amortization table for premiums or an accrual table for discounts. The table here illustrates the standard format of either table. You should note the following in the table:

Payment Interval Number end)	(at	Bond Interest Payment Amount (PMTBOND)	Interest at Yield Rate (PMT)	Amortized Premium or Discount Accrued	Bond Value (Cash Price)
0		N/A	N/A	N/A	Purchase Price
1		Formula 14.2	Formula 10.1	Premium: PMTBOND ? PMT Discount: PMT ? PMTBOND	Premium: Previous Value ? Premium Discount: Previous Value + Discount
...					
Last Payment					
Total		Total Interest Received	Net Income Realized	Premium: Capital Loss Discount: Capital Gain	N/A

- A suitable header of discount or premium is used for the fourth column
- In the last two columns, the method of calculation depends on whether the table is for a premium or discount.



### How It Works

Follow these steps to develop a premium amortization table or discount accrual table:

**Step 1:** Draw a timeline for the bond. Identify all of the time value of money variables

for the bond (N, IY, FV, PMTBOND, PY, CY). Use Formulas 14.2 and 14.3 as needed to solve for any unknowns.

**Step 2:** Set up a table, using the appropriate headers depending on the bond discount or premium. The number of payment intervals is the N identified in step 1.

**Step 3:** Fill in the purchase price of the bond under the “Bond Value” column for payment 0.

**Step 4:** Fill in the bond annuity payment, or PMTBOND, for every payment in the “Bond Interest Payment Amount” column.

**Step 5:** Based on the market yield at which the bond was purchased, calculate the interest portion of the current bond payment based on the prior “Bond Value” using Formula 10.1. Round the number to two decimals for the table but retain all decimals for future calculations.

**Step 6:** Calculate the amortized premium or discount accrued using one the two techniques shown below. Either way, round the result to two decimals for the table but retain all decimals for future calculations.

- For a bond premium, calculate the amortized premium of the current bond payment by taking the second column and subtracting the third column, or  $\text{PMTBOND} - \text{PMT}$ .
- For a bond discount, calculate the discount accrued by taking the third column and subtracting the second column, or  $\text{PMT} - \text{PMTBOND}$ .

**Step 7:** Calculate the new bond value for the current payment using one of the two techniques shown below. Either way, round the result to two decimals for the table but retain all decimals for future calculations.

- For a bond premium, calculate the new bond value by taking the previous unrounded “Bond Value” on the line above and subtracting the unrounded amortized amount from step 6.
- For a bond discount, add the two numbers to calculate the new bond value.

**Step 8:** Repeat steps 5 through 7 for each payment interval until you reach bond maturity.

**Step 9:** Since all numbers are rounded to two decimals throughout the table, check the table for the “missing penny” using the same method as for amortization tables.

- The previous bond values plus or minus the amortized or discount amount must equal the new bond value.
- The amortized or discount amount plus the interest portion must equal the bond payment amount.

Note that on the final line of the table the balance should equal the face value. If necessary, adjust the penny to exactly match the face value.

**Step 10:** Sum the bond interest payments received. This is the total interest payments received by the investor.

**Step 11:** Sum the bond interest earned at the yield rate.

**Step 12:** Sum the amortized premium or discount accrued to arrive at the total capital loss or capital gain, respectively. You calculate a nominal net income by taking the total bond interest and either subtracting the total capital loss or adding the total capital gain.



### Important Notes

This section introduces how to spread the capital gain or capital loss on a bond across different time periods.

Therefore, it sticks to premium amortization tables and discount accrual tables where the bond is purchased on its interest payment date. If the bond is purchased on some other date, this adds complications that are better left for more in-depth texts.

#### Example 14.4C: Bond Premium Amortization

When posted market rates were 4%, Baseline Industries acquired a \$10,000 bond carrying a 6% coupon rate with three years remaining until maturity. Develop a complete bond premium amortization table. Assume that all payments and interest are semi-annual.

#### Plan

You need to construct a complete bond premium amortization table.

Mode	N	I/Y	PV	PMT	FV	P/Y	C/Y
END	6	4	Answer: -10,560.14309	300	10000	2	2

Payment Interval Number (at end)	Bond Interest Payment Amount (PMT)	BOND	Interest at Yield Rate (PMT)	Amortized Premium	Bond Value (Cash Price)
0	\$10,560.14	\$300	(1) \$211.20	(2) \$88.80	(3) \$10,471.34
1	\$300	\$209.43	\$90.57	\$10,380.77	\$300
2	\$207.61	\$92.38	\$10,288.39	\$300	\$205.77
3	\$94.23	\$10,194.15	\$300	\$203.88	\$96.12
4	\$10,098.04	\$300	\$201.96	\$98.04	\$10,000.00
5	Total				

**Understand**

What You Already Know Step 1: The timeline of the bond purchase appears below. Coupon Interest Payment: CPN = 6%, CY = 2, Face Value = \$10,000 Bond: FV = \$10,000, IY = 4%, CY = 2, PMTBOND = Formula 14.2, PY = 2, Years Remaining = 3

**Perform**

Step 1: 
$$\text{PMT}_{\text{BOND}} = \$10,000 \times \frac{0.06}{2}$$

Date Price = 
$$\frac{\$10,000}{1 + 0.02} + \frac{\text{PMT}_{\text{BOND}}}{0.02} \times 6$$

Steps 2 to 8 (with some calculations)

$$(1) \$10,560.14 \times 0.02 = \$211.2028$$
  

$$\$88.7972 = \$10,471.3428$$

Steps 9 to 12: Adjust for the “mispricing” of the bond at yield rate, and amortized

Payment Interval Number (at end)	Bond Price at Time t (PMT)
0	
1	
2	
3	
4	



	5	
	6	
	Total	
		Calculator Instructions
<b>Present</b>	By purchasing the bond at a price of \$9,475.79, and a redemption price of \$10,000, I will receive a total of \$9,811.39. \$560.14,	

Mode	N	I/Y	PV	PMT	FV	P/Y	C/Y
END	6	8	Answer: -9,475.786314	300	10000	2	2

Payment IntervalNumber (at end)Bond Interest PaymentAmount (PMTBOND)Interest at YieldRate (PMT)DiscountAccruedBond Value (CashPrice)0\$9,475.791\$300(1) \$379.03(2) \$79.03(3)  
 \$9,554.822\$300\$382.19\$82.19\$9,637.013\$300\$385.48\$85.48\$9,722.504\$300\$388.90\$88.90\$9,811.395\$300\$392.46\$92.46\$9,903.856\$300\$396.15\$96.15\$10,000.00Total

**Example 14.4D: Bond Discount Accrual**

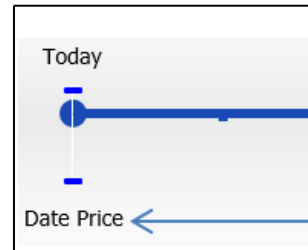
Recalculate Example 14.4C by changing the market rate to 8%. Construct a bond discount accrual table.

**Plan**

You need to construct a complete

**Understand**

What You Already Know Step 1: The bond purchase appears below. Coupon Payment: CPN = 6%, CY = 2, Face Value = \$10,000 Bond: FV = \$10,000, YTM = 8%, CY = 2, PMTBOND = Formula 14.4. Remaining = 3



**Perform**

Step 1:  $PMT_{BOND} = \$10,000 \times 0.06 / 2$

Date Price =  $\frac{PMT_{BOND}}{0.04/6}$

Steps 2 to 8 (with some calculations)

(1)  $\$9,475.79 \times 0.04 = \$379.0316$   
Steps 9 to 12: Adjust for the “maturity”

Payment Interval Number (at end)	
----------------------------------	--

0	
---	--

1	
---	--

	2	
	3	
	4	
	5	
	6	
	Total	
		Calculator Instructions

<b>Present</b>	By purchasing the bond at a discounted price of \$9,475.79 and holding it until maturity, when it has a redemption price of \$10,000, Baseline Industries earns a \$524.21 capital gain. It receives \$1,800 in bond payments, gains \$524.21, and realizes nominal net income of \$2,324.21.
----------------	---



## Section 14.4 Exercises

For all questions, assume that all interest rates or yields and payment frequencies are compounded semi-annually and that the redemption price equals the face value.

### Mechanics

For questions 1–4, assume the bond has a sinking fund requirement. Calculate the following for each question:

- The annual cost of the bond debt
- The book value of the bond debt after the payment number specified in the last column

	Bond Face Value	Coupon Rate	Years to Maturity	Sinking Fund Rate	Find Book Value after Payment #
1.	\$500,000	8%	5	5.5%	6
2.	\$2,500,000	4.4%	25	5%	20
3.	\$1,000,000	6.5%	15	7.25%	25
4.	\$750,000	5.25%	10	4%	9

For questions 5–6, create a complete bond premium amortization table.

	Bond Face Value	Coupon Rate	Years to Maturity	Market Interest Rate at Time of Purchase
5.	\$50,000	8%	2	5%
6.	\$100,000	7%	4	4.5%

For questions 7–8, create a complete bond discount accrual table.

	Bond Face Value	Coupon Rate	Years to Maturity	Market Interest Rate at Time of Purchase
7.	\$20,000	5%	3	6.75%
8.	\$250,000	6.6%	3.5	7.8%

## Applications

- The City of Toronto has an outstanding \$5 million face value bond carrying a 7% coupon. It makes payments of \$436,150 to its sinking fund every six months. Calculate the annual cost of the bond debt.
- The Province of Nova Scotia issued a \$50 million face value bond on June 1, 2007, carrying a coupon rate of 6.6% with 20 years until maturity. A sinking fund earning 4.3% compounded semi-annually with payments at the end of every six months was established. Calculate the book value of the bond debt on December 1, 2012.
- Newfoundland and Labrador Hydro issued a \$100 million face value bond on February 27, 1996, carrying an 8.4% coupon with 30 years until maturity. A matching sinking fund earning 5.1% compounded semi-annually was set up to retire the debt in full upon maturity.
- Calculate the annual cost of the bond debt.

- Calculate the book value of the bond debt on August 27, 2011.
  - The Province of Ontario issued a \$175 million face value bond on March 1, 1995, carrying a 9.5% coupon with 50 years until maturity. The matching sinking fund, with the payment rounded up to the next \$100, is expected to earn 6.3% compounded semi-annually and will retire the debt in full upon maturity.
  - Calculate the annual cost of the bond debt.
  - Calculate the book value of the debt on September 1, 2015.
  - Three years before maturity, a \$55,000 face value bond carrying a 5.5% coupon is acquired when posted market rates are 4.77% compounded semi-annually. Create a complete bond premium amortization table. How much total interest is received? What is the amortized bond premium total, and what nominal net income was realized?
- 
- Jaycee works in the finance department. His company just acquired 12 \$5,000 face value bonds carrying a 6.1% coupon with four years remaining until maturity. Current market yields are 7.65% compounded semi-annually. Construct a complete bond discount accrual table. How much interest does the company receive on its investment? What is the accrued bond discount total, and what nominal net income was realized?
  - When the current bond market is yielding 5.89% compounded semi-annually, Jennifer purchases six \$10,000 face value bonds carrying a 4.2% coupon with three years until maturity for her RRSP. Construct a complete table for the premium or discount. What total capital gain or capital loss will she record for the second year?
  - On March 20, 2011, Hussein decides to invest in a \$15,000 face value Ville de Gatineau bond carrying a 4.1% coupon when current market yields are 3.76%. The bond matures on March 20, 2014. Construct a complete table for the premium or discount. What total capital gain or capital loss will be recorded in 2013?

### Challenge, Critical Thinking, & Other Applications

- For a large project, New Flyer Industries considers issuing a \$15 million face value bond with a 10-year maturity date. When issued, the finance manager estimates it will have a coupon rate of 6.2%. The matching sinking fund provision will require the full repayment of the amount upon maturity and is estimated to earn 5.45% compounded semi-annually. In examining future cash flows, the manager estimates that the company will be able to afford no more than \$2 million per year toward the financing of this project. Based on financial calculations, should the company proceed with the project as planned?

Provide appropriate calculations to support your answer.

- In Canada, 50% of an individual's capital gains are taxed at the person's current tax rate. Sylvester has a tax rate of 24%. He considers purchasing a \$100,000 face value bond carrying a 7.15% coupon with five years remaining until maturity. Current market yields are posted at 8.55% compounded semi-annually. He will purchase the bond only if, in any given year, the capital gains tax amount remains under \$150. Should he purchase the bond? Provide the necessary calculations to support your answer.
- The annual cost of bond debt depends on many factors, including the time to maturity and the interest rate achieved by the sinking fund. Assume a \$10 million face value bond carrying a coupon rate of 7% with 10 years until maturity.
- Calculate the annual cost of the bond debt if the matching sinking fund can earn semi-annually compounded rates of 4% and 7%. What percentage more is the annual cost of the debt at 4% than 7%?
- Leaving the sinking fund rate at 5%, calculate the annual cost of the bond debt if the time to maturity is either 8 years or 12 years. What percentage more is the annual cost of the debt at 8 years than 12 years?
- The current market rate is 5% compounded semi-annually. Two bonds with four years until maturity are acquired. The first bond has a \$50,000 face value and carries a coupon rate of 6.4%. The second bond has a \$30,000 face value and carries a coupon rate of 4.6%.
- Construct the appropriate premium or discount table for each bond.
- For each year, determine the net capital gain or net capital loss recorded for both bonds combined.

# CHAPTER 14 SUMMARY

---

## Key Concepts Summary

### **Section 14.1: Determining the Value of a Bond (What Does It Sell for?)**

- Bond definition, characteristics, and key terminology
- Calculating a marketable bond price when the selling date is the interest payment date
- Calculating premiums and discounts
- Calculating a marketable bond price when the selling date is a noninterest payment date

### **Section 14.2: Calculating a Bond's Yield (Know When to Hold 'em, Know When to Fold 'em)**

- Calculating the yield on the bond to maturity
- Calculating the yield realized by an investor if a bond is purchased and sold before maturity

### **Section 14.3: Sinking Fund Schedules (You Need to Show Responsibility)**

- Sinking funds and their purposes
- How to construct complete ordinary sinking fund schedules
- How to construct partial ordinary sinking fund schedules
- Adapting any ordinary sinking fund into an annuity fund due schedule

### **Section 14.4: Debt Retirement and Amortization (Balancing the Books)**

- The financial implications of retiring bond debt
- How to amortize a bond premium or accrue a bond discount

## The Language of Business Mathematics

**annual cost of the bond debt** The annual total of the bond interest payments and the bond sinking fund payments. **bond** A debt that is secured by a specific corporate

asset and that establishes the issuer's responsibility toward a creditor for paying interest at regular intervals and repaying the principal at a fixed later date.

**bond accrued interest** The amount of interest that the bond has earned but has not yet paid out since the previous interest payment date.

**bond cash price** Also known as the *purchase price* or *flat price*, this is the amount of money an investor must directly pay out to acquire the bond. It represents the total of the market price and the accrued interest.

**bond coupon rate** Also known as the *bond rate* or *nominal rate*, this is the nominal interest rate paid on the face value of the bond.

**bond discount** The amount by which a bond's selling price falls short of its face value.

**bond face value** Also called the *par value* or *denomination of the bond*, this is the principal amount of the debt that the investor lent to the bond-issuing corporation.

**bond issue date** The date that a bond is issued and available for purchase by creditors

**bond market price** Also known as the *quoted price*, this is the actual value of the bond excluding any accrued interest.

**bond market rate** This is the prevailing nominal rate of interest in the open bond market.

**bond maturity date** Also known as the *redemption date* or *due date*, this is the day upon which the redemption price will be paid to the bondholder (along with the final interest payment), thereby extinguishing the debt.

**bond premium** The amount by which a bond's selling price exceeds its face value.

**bond redemption price** Also called the *redemption value* or *maturity value*, this is the amount the bond issuer will pay to the bondholder upon maturity of the bond.

**bond selling date** This is the date that a bond is actively traded and sold to another investor through the bond markets. **book value of the bond debt** The difference between the principal amount owing on the bond and the accumulated balance in the sinking fund at any point in time.

**capital gain** The amount by which the current value of an asset exceeds the original purchase price.

**capital loss** The amount by which the current value of an asset falls short of the original purchase price.

**debenture** A debt that is not secured by a specific corporate asset and that establishes the issuer's responsibility toward a creditor for paying interest at regular intervals and repaying the principal at a fixed later date.

**sinking fund** A special account into which an investor, whether an individual or a business, makes annuity payments such that sufficient funds will be on hand by a specified date to meet a future savings goal or debt obligation.



**sinking fund schedule** A table that shows the sinking fund contribution, interest earned, and the accumulated balance for every payment in the annuity.

**yield to maturity** A bond's overall rate of return when purchased at a market price and held until maturity. It includes both the semi-annual interest that the bondholders earn on their investment along with the gain or loss resulting from the difference between the market price and the redemption price.

## The Formulas You Need to Know

### *Symbols Used*

ACD =  
Annual  
cost of the  
bond debt

AI =  
Accrued  
interest

BAL = Principal balance

BVD = Book value of the bond debt

Cash Price = Price paid for a bond including  
the market price and accrued interest CPN =  
Nominal bond coupon rate of interest

CY = Compounding per year or compounding frequency

Date Price = Price of the bond on the interest  
payment date preceding the sale date Discount =  
Bond discount amount

Face Value = Bond face value

$i$  = Periodic interest rate

INTSFDUE = Interest portion of any single  
annuity due sinking fund payment N =  
Number of annuity payments

PMT = Annuity payment amount

PMTBOND = The bond's annuity payment as  
determined by the coupon rate Premium = Bond  
premium amount

PRI = Market price

$t$  = Time ratio (using the actual number of days)

**Formulas Introduced**

Formula 14.1 The Cash Price for Any Bond: Cash Price = PRI + AI (Section 14.1)

CPN

CY

Formula 14.2 Bond Coupon Annuity Payment Amount:  $PMT_{BOND} = \text{Face Value} \times$  (Section 14.1)

$1 - \frac{1}{(1 + r)^N}$

$(1 + r)^N$

Formula 14.3 Bond Price on an Interest Payment Date: Date Price = FV

+  $PMT_{BOND} \times$

$\frac{1 - \frac{1}{(1 + r)^N}}{r}$

$\frac{1}{(1 + r)^N}$

◆ (Section 14.1)

Formula 14.4 Bond Premium or Discount: Premium or Discount = PRI – Face Value (Section 14.1)

Formula 14.5 Bond Cash Price on a Noninterest Payment Date: Cash Price = (Date Price) $(1 + r)^t$  (Section 14.1) Formula 14.6 Accrued Interest on a Noninterest Payment Date: AI =  $PMT_{BOND} \times t$  (Section 14.1)

CY

Formula 14.7 Interest Portion of a Sinking Fund Single Payment Due:  $INT_{SFDUE} = (BAL + PMT) \times ((1 + r)^{PY} - 1)$  (Section 14.3)

Formula 14.8 The Annual Cost of the Bond Debt:  $ACD = (\text{Face Value} \times CPN) + (PMT \times PY)$  (Section 14.4)

Formula 14.9: The Book Value of the Bond Debt:  $BVD = \text{Bonds Outstanding} - BAL$  (Section 14.4)

## Technology

### ***Calculator***

The DATE function was used in this chapter. See the end of Chapter 8 for a full discussion of this function.

### ***The Bond Function***

- The BOND function is located on the second shelf above the number 9 key and accessed by pressing 2nd BOND.
- Scroll through using the ↓ and ↑ arrows.
- There are nine lines in the function. The first seven lines are considered the data entry lines, while the last two are the output lines.
- Upon opening the window, you should use the 2nd CLR Work function to erase previously entered data.

The input lines are as follows:

- SDT is the selling date. Enter it in the standard date format of MM.DDYY and press the ENTER key to store the information.
- CPN is the nominal coupon rate. It is formatted as a percentage but without the percent sign, so you key in 5.5% as 5.5. You must press the ENTER key to store the information.
- RDT is the redemption date or maturity date. Enter it in the standard date format and press ENTER to store the information.
- RV is the redemption value or redemption price expressed as a percentage of the face value. Since the redemption price equals the face value, use the default setting of 100.
- ACT/360 is a toggle that you change by pressing 2nd SET. ACT counts the actual number of days in the transaction, while 360 treats every month as having 30 days. In Canada, ACT is the standard.
- 2/Y or 1/Y is a toggle that you change by pressing 2nd SET. 2/Y indicates a semi-annual compound for both the market rate and coupon rate, while 1/Y indicates an annual compound.
- YLD is the nominal market rate for bonds at the time of sale. It follows the same format as the CPN. Press the ENTER key to store the information.

The output lines are as follows:

- PRI is the market price of the bond. Press the CPT button to calculate for this solution. The output is a percentage of the redemption price (which is the same as the face value).

- AI is the accrued interest of the bond. It is automatically calculated when you press the CPT button in the PRI line. The output is a percentage of the redemption price.

### *Sinking Funds Using AMORT*

- The AMORT function was used in this chapter. See the end of Chapter 13 for a full discussion of this function. Specific sinking fund comments and adaptations are listed below.
- Ordinary sinking funds: The principal grows instead of declining.
- With respect to the cash flow sign convention, the PV (if not zero) and PMT are negative, since money is being invested into the account. The FV is a positive number since it can be withdrawn in the future.
- The BAL and INT outputs are accurate and true to definition. The PRN output is also accurate, but its definition is changed to represent the total of the annuity payments made and the interest earned.
- Sinking funds due: You must adapt the payment number.
- *P1 and P2*: Always add one to the payment number(s) desired.
- *BAL*: It has one payment too many. To correct for this, decrease the balance by removing one payment (or with

BAL on your display, press  $-$  RCL PMT  $=$ ).

- *INT and PRN*: Both of these numbers are correct.



## Chapter 14 Review Exercises

For all questions, assume that all interest rates or yields and payment frequencies are compounded semi-annually and that the redemption price equals the face value.

### Mechanics

- A Province of Alberta \$100,000 face value bond carrying a 5.03% coupon was issued on December 17, 1998, with 20 years until maturity. What was its purchase price on June 17, 2005, when market yields

were 4.29%?

- A Government of Canada \$50,000 face value bond carrying a 5.75% coupon was issued on June 1, 2008, with 25 years until maturity. What was its market price on November 21, 2009, when market rates were 3.85%?
- A \$35,000 face value bond carrying a 7% coupon will mature on October 3, 2019. If it is purchased on April 3, 2006, for

\$46,522.28, what is its yield to maturity?

- A \$55,000 face value bond carrying a 4% coupon is purchased for \$33,227.95 on March 29, 1997. The bond is later sold on September 29, 2007, for \$60,231.63. Calculate the semi-annual investor's yield.
- A Province of Manitoba \$250,000 face value bond carrying a 2% coupon was issued on December 1, 2006, with 30 years until maturity. On January 10, 2010, when market yields were 4.19%, what were its market price, accrued interest, cash price, and premium or discount?
- Carlyle needs to save up \$20,000 to meet the down payment requirement on his new home. He wants to make semi-annual deposits at the beginning of each six months for the next four years, putting them into a fund earning 6.12% compounded semi-annually. Construct a complete sinking fund due schedule.
- A \$15 million face bond carrying an 8.5% coupon has nine years until maturity. The bond issue has a sinking fund provision requiring semi-annual payments, and the full bond value must be saved by its maturity date. If the fund can earn 7.35% compounded semi-annually, calculate the annual cost of the bond debt.
- When market yields are 16%, a \$65,000 face value bond carrying a 6.75% coupon is purchased three years before maturity. Construct a complete bond discount accrual table for the bondholder.

## Applications

- When posted market rates are 9.65%, a \$75,000 face value bond carrying a 7% coupon is purchased with  $23\frac{1}{2}$  years to maturity. With eight years remaining until maturity the bond is then sold, when posted market rates are 3.5%. Calculate the investor's yield.
- A \$275,000 face value Province of British Columbia bond carrying a 10.6% coupon is issued on September 5, 1990, with 30 years until maturity. The bond is purchased on March 5, 2002, when posted rates are 5.98%. Calculate the purchase price of the bond. What is the amount of its premium or discount?
- A \$40,000 face value bond carrying a 7.6% coupon is purchased with four years until maturity. Posted rates are then 4.9%. Construct an appropriate complete table for the capital gain or loss. What is the

total gain accrued or loss amortized in the third year?

- A \$50 million face value bond carrying a 4.83% coupon with 25 years until maturity is issued. The bond has a sinking fund requirement with semi-annual payments designed to retire the full face value upon maturity. If the sinking fund is expected to earn 3.89% compounded semi-annually, calculate the annual cost of the bond debt. What is the book value of the debt after 10 years?
- A \$62,000 face value bond carrying an 8.88% coupon is purchased on July 15, 2011. The bond matures on November 13, 2027. At the time of purchase, the market rate on the bond was 4.44%. Calculate the market price, accrued interest, and cash price of the bond. Determine the amount of the bond premium or discount.
- A bond is purchased on September 17, 1997, for \$28,557.25 with 14 years until maturity. The 6% coupon pays \$967.50 every six months. Calculate the yield to maturity.
- A \$300,000 face value bond carrying a 4% coupon is issued with four years until maturity. A sinking fund with semi-annual payments is set up and is expected to earn 6.35% compounded semi-annually. Construct a complete sinking fund schedule. Calculate the annual cost of the debt. What is the book value of the debt after the fifth payment?
- A \$500,000 face value bond makes semi-annual payments of \$15,900 and will mature on January 2, 2014. The bond is purchased on July 14, 1997, when posted market rates are 7.77%. Calculate the market price, accrued interest, cash price, and the amount of the bond premium or discount.

### Challenge, Critical Thinking, & Other Applications

- In Canada, 50% of an individual's capital gains or losses are taxed or deducted respectively at the individual's current tax rate. Tammy has a tax rate of 12.76%. She just purchased a \$120,000 face value bond carrying a 9.89% coupon with six years remaining until maturity. Current market yields are posted at 6.14% compounded semi-annually. Calculate her taxes owing or deducted on the capital gain or loss in the fourth year.
- A \$75 million face value bond carrying a 4.45% coupon is issued with 35 years until maturity. The sinking fund provision requires 80% of the face value to be saved up by the maturity date. The sinking fund is projected to earn 4.95% compounded semi-annually.
- Create a partial sinking fund schedule detailing the first two years, last two years, and the 10th and 11th years.
- Calculate the total interest earned by the sinking fund.
- Calculate the annual cost of the bond debt.

- Determine the book value of the bond debt after the 29th payment.
- A \$400,000 face value bond carrying a 5.6% coupon is issued on March 23, 2007, and expected to mature on March 23, 2011. The sinking fund provision requires semi-annual payments such that the full amount is saved upon maturity. The fund is expected to earn 3.7% compounded semi-annually.
- Create a complete sinking fund schedule for the issuing company. Calculate the total interest earned.
- Suppose an investor purchased \$50,000 of the bond on September 23, 2007, at a market rate of 5.45% and later sells the bond on March 23, 2009, at a market rate of 3.74%. Calculate the investor's yield.
- If an investor purchased \$25,000 of the bond on March 23, 2008, for \$25,991.24, what would be the yield to maturity?
- For each investor in parts (b) and (c), construct a complete table detailing the amortized gain or discount accrued. Assume the investor in part (b) held onto the bond until maturity instead of selling it.
- A \$650,000 face value bond carrying a 4.59% coupon is issued on March 30, 2005, and expected to mature on March 30, 2010. The sinking fund provision requires semi-annual payments such that the full amount is saved upon maturity. The fund is expected to earn 4.25% compounded semi-annually.
- Create a complete sinking fund for the issuing company. Calculate the total interest earned.
- Suppose an investor purchased \$100,000 of the bond on September 30, 2005, at a market rate of 4.75% and later sells the bond on September 30, 2008, at a market rate of 4.27%. Calculate the investor's yield.
- If an investor purchased \$34,000 of the bond on September 30, 2007, for \$34,167.47, what would be the yield to maturity?
- For each investor in parts (b) and (c), construct a complete table detailing the amortized gain or discount accrued. Assume the investor in part (b) held onto the bond until maturity instead of selling it.

### Chapter 14 Case Study

## Financing an Acquisition through Bonds

### The Situation

Business is booming at Lightning Wholesale! The robust economy and favourable exchange rates have greatly increased the demand for its products. This means that Lightning Wholesale has to increase its inventories immediately to continue providing good service to its customers. Believing this to be a permanent increase in business, the distribution manager decides that the company's existing distribution warehouse simply has too little room to accommodate future needs.

Finding herself in a difficult but positive situation, she asks her commercial

property representative to seek a vacant warehouse in the area for immediate occupation. Within a few days, the real estate broker calls back with details. The amount of money required to purchase the new facility along with all installations and equipment is more than the liquid assets of Lightning Wholesale. After examining all available options, the distribution manager suspects that the low rates in the bond market offer the cheapest source of financing.

### **The Data**

- Lightning Wholesale needs \$9.84 million immediately to proceed with the distribution warehouse acquisition.
- The finance department believes it prudent to set a five-year maturity on the bonds.
- To ensure the availability of funds and allow for any unplanned cost overruns, Lightning Wholesale will issue bonds in an amount that exceeds the requirement by 2%. All bonds are issued with a \$1,000 face value.
- At the time of issue, the bond market is expected to have a market rate of 3.37% compounded semi-annually.
- The bond is issued with a sinking fund provision that requires semi-annual deposits such that the full amount issued will be available upon maturity to redeem the bonds. Lightning Wholesale is also permitted to use the funds to redeem the bonds at any point if the market provides a favourable opportunity. Estimates from the fund's third-party manager place the interest rate on the fund at 4.15% compounded semi-annually.

## Important Information

Unbeknownst to Lightning Wholesale today:

- The market rate will rise to 5.65% after three years.
- The sinking fund's management will find a better fund earning 4.75% compounded semi-annually after two years.



## Your Tasks

- Examine the initial structure of the bond issuance and the financial commitments required.
  - How many bonds will be issued?
  - What is the amount of the sinking fund payment?
  - Develop a complete sinking fund schedule and total the expected interest earned. For each payment, note the book value of the bond debt.
  - Calculate the annual cost of the bond debt.
  - Advance two years into the future and determine the implications of the rate increase for the sinking fund.
  - What is the balance in the sinking fund at this time?
  - What is the new sinking fund payment?
  - Including the past two years' interest, what total interest is now earned?
  - By what amount does the annual cost of the bond debt decrease?
  - Advance another year into the future where the rate in the bond market has risen substantially to 5.65%.
  - The sinking fund management company decides to use the savings in the sinking fund to redeem as many bonds as possible. Based on your calculations from the previous question, how many bonds will it be able to redeem?
  - After the bonds are redeemed, what is the new sinking fund payment for the last two years?
  - Construct a revised sinking fund schedule for the last two years based on your answers to the above questions.
  - By what amount has the annual cost of the debt increased or decreased (compared to where it was the previous year)?
- 
- If it is assumed the last two years are uneventful and the bonds are redeemed at maturity, how did the overall cost of the bond issuance change from its initial plan?
  - Examine this bond issuance from the investor's side.
  - For an investor who acquired 23 of the bonds at the time of the bond issuance, what investor's yield did she realize when the company redeemed the bonds after the three years?
  - An investor acquired 46 of the bonds when it had two years left until maturity. Construct a complete table detailing either the amortization or accrual of the premium or discount.

## CHAPTER 15: MAKING GOOD DECISIONS

---

### (I Would Like a Raise and a Promotion!)

You must make financial decisions throughout your professional career and everyday personal life. Some of these decisions are easy. To make the best choice you need a little intuition and simple calculation. Other decisions are very challenging, confronting you with a great array of competing options, each of which is bundled with numbers projected from now until ... whenever. If you tried just to wing it in these latter scenarios, you could make a catastrophic mistake.

For example, let's say you are the production manager for a company that soon needs to replace a critical machine that is nearing the end of its useful life. At your invitation, salespeople from three competing companies have paid you a visit this week. Each of them showed you an impressive replacement machine. The three machines appear to be equal in design and performance, but each carries a different price tag. Each also differs widely in operating costs such as power consumption, consumables, and labour costs. Maintenance costs follow different timetables. In all cases, you can either purchase the machines or lease them through the supplier's leasing plan.

These machines are not cheap. Because the one you select represents such a significant investment on your company's part, good financing for it is an integral part of the decision. Will the money to pay for it come from a bank loan, a bond issuance, or by issuing some common shares? Perhaps the finance department can withdraw some money from your organization's current investments. Each of these funding sources is associated with a different interest rate.

Your company relies on you to choose the best machine at the lowest possible cost. From a strictly financial perspective, and assuming that all machines are equally productive, which of the three machines is your best choice?

This investment decision should not be guesswork. In previous chapters you have already learned many of the fundamental financial skills required to make effective monetary decisions. In this chapter you will amalgamate and apply your existing skills in dealing with compound interest, ordinary annuities, annuities due, leases, loans, and much more. Section

15.1 introduces the concept of net present value and its application to decision making. You also see a new concept known as *cash flows*. Using these techniques you will work through the basic kinds of decision-making scenarios. Section 15.2 then examines other decision characteristics along with an important decision-making measure called the internal rate of return.

## Outline of Chapter Topics

15.1: Net Present Value (What Is the Value of My Decision?)

15.2: Other Measures for Making Decisions (How Else Can I Do It?)

93.

: NET PRESENT VALUE

---

## : OTHER MEASURES FOR MAKING DECISIONS

---

### (How Else Can I Do It?)

The previous section explored the three main types of decisions and introduced various techniques for making smart investment decisions. This section revisits Decision #1 (making one choice from multiple options) and Decision #2 (pursuing one course of action) and introduces new characteristics:

- Decision #1: Examine situations where the timelines are not equal in length.
- Decision #2: Determine another profit-focused method of reaching the same decision.

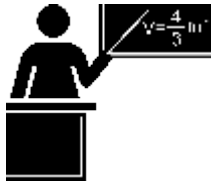
#### **Making Choices for Unequal Timelines**

Consider the situation in which you need to buy only one of two \$50,000 machines that solve the same problem.

Machine #1 has savings of \$20,000 per year, while machine #2 has savings of \$14,000 per year. However, machine #1 has a life expectancy of four years, while machine #2 has a life expectancy of eight years. Calculating the net present value on these two machines at a 15% cost of capital reveals the NPV of machine #1 equals \$7,100 while the NPV of machine #2 equals

\$12,823. Is this a fair comparison? Should machine #2 be selected based on its higher NPV? The answer is no. The NPV analysis does not factor in that if you chose machine #1 it must be replaced after four years and would once again have the opportunity to produce more savings over the subsequent four years, thereby offsetting the original difference in NPV.

To fairly choose between the alternatives, you need a calculation that can equate two (or more) timelines of different lengths. This requires you to convert the net present value for each alternative into its **equivalent annual cash flow**. This is an annual annuity payment amount that, when present valued using the cost of capital, arrives at the same NPV as all of the original cash flows.



### The Formula

To arrive at the equivalent annual cash flow, you need to apply two formulas:

- Formula 15.1 calculates the net present value for each alternative you are considering.
- To convert each calculated NPV into an annual cash flow payment, convert the net present value into an annuity possessing an annual cost of capital and annual end-of-interval payments—or an ordinary simple annuity! Formula 11.4 is reprinted below to illustrate how you can adapt this formula to suit the purposes of the equivalent annual cash flow.

Formula 11.4 – Ordinary Annuity Present Value:  $PV = PMT \times \left[ \frac{1 - (1 + i)^{-N}}{i} \right]$  |  $i$  is Periodic Cost of Capital: Calculated from Formula 9.1, this is the matching periodic rate for the cost of capital; conceptually it is the same as the periodic interest rate. Since the cost of capital is typically annual, the periodic rate and nominal rate are often equal to each other.  $N$  is Number of Cash Flow Payments: This is the total number of annual payments in the timeline for the project being considered. Calculate it from Formula 11.1.  $PV$  is Net Present Value: The NPV from Formula 15.1 represents the present value of the ordinary annuity.  $CY$  and  $PY$  are Compound /Payment Frequency respectively: This is the compounding on the cost of capital, which is typically annual, so  $CY = 1$ . Since you are trying to figure out the equivalent annual cash flow, you are looking for annual payments. Therefore, you always have  $PY = 1$ . If  $CY = 1$  as usual, then a simple annuity is formed.  $PMT$  is Equivalent Annual Cash Flow: The ordinary annuity payment amount is the equivalent annual cash flow. If you perform a present value calculation on these payment amounts using the cost of capital as the interest rate, you compute the net present value. As with NPV itself, since future numbers are imprecise, you round this number to the nearest whole number.



### How It Works

Follow these steps to calculate the equivalent annual cash flow:

**Step 1:** For each alternative project, draw a timeline and calculate the net present value using Formula 15.1 and the techniques discussed in Section 15.1.

**Step 2:** For each alternative project, calculate the periodic interest rate using Formula 9.1 and the number of annuity payments using Formula 11.1. Then solve Formula 11.4 for PMT.

**Step 3:** Compare the equivalent annual cash flow of each alternative and make the best decision.



### Important Notes

Factoring in the unequal life expectancies of projects is important for situations in which you can choose only one out of many mutually exclusive projects. This is the basis for Decision #1. With respect to the other decisions:

- There is only one timeline to consider in Decision #2 (pursuing one course of action), so the issue of unequal life expectancies does not apply.
- In Decision #3 (making multiple choices under constraints), the net present value ratio provides an adequate means of equating different timelines. You do not need the equivalent annual cash flow.



### Give It Some Thought

For each of the following decisions where alternative projects solve the same problem and only one can be chosen (a Decision #1 situation), indicate whether the decision should be made through the comparison of NPV or equivalent annual cash flows.

- Project #1 with a seven-year life; Project #2 with a seven-year life
- Project #1 with a five-year life; Project #2 with a seven-year life

**Example 15.2A: Which Machine to Purchase when Timelines Are Unequal**

Recall the earlier situation in which you can buy only one of two equal \$50,000 machines. Machine #1 has savings of \$20,000 per year, while machine #2 has savings of \$14,000 per year. However, machine #1 has a life expectancy of four years, while machine #2 has a life expectancy of eight years. The cost of capital is 15%. Determine which machine should be purchased and the annual benefit of your choice.

**Plan**

Notice that you are in a Decision #1 situation and need to choose from these two alternatives. Also notice that the cost of capital is known but the timelines are different. You need to use the equivalent annual cash flow to make the decision.



**Understand**

What You Already Know  
Step 1: The timelines for  
Machine #1:  $PV = -\$50,000$   
 $FV = \$0$ , Years = 4  
Machine #2:  $PV = -\$50,000$ ,  
CY = 1,  $PMT = \$14,000$   
 $FV = \$0$ , Years = 8



**Perform**

Step  
1

Step  
2


Step 3: The best choice is m  
Step 4: Annual benefit =

Calculator Instructions

Cash Flows	
	M
Cash Flow	A
CF0	-
C01 & F01	2

NPV	
	Machine
I	15
NPV	Answer

Machine	Mo
1	EN
2	✓



Present

## Internal Rate of Return

Another method of reaching a decision when choosing whether to pursue a single course of action (Decision #2) involves percentages. While the NPV calculations in Section 15.1 provide an exact monetary magnitude of the project, the common mindset in business focuses on profitability as a percentage and not a dollar amount. Thus, decisions are based on the **internal rate of return** for a project, or IRR for short. The IRR is the annual percentage rate of return on the investment being made such that the net present value of all cash flows in a particular project equals zero.

To interpret the IRR, examine the NPV decision criteria and the relationship to the IRR:

- If the net present value is greater than or equal to \$0, pursue the project.
- If the NPV is more than zero, the definition of IRR requires you to find a rate of return such that your

present value becomes zero. Mathematically this means that a higher discount rate must be used to calculate your present value. In other words, the IRR is greater than the cost of capital.

- If the NPV equals zero, by definition the cost of capital and the IRR are the same value.
- If the net present value is less than \$0, do not pursue the project. The IRR requires you to find a rate of return where the present value becomes zero. Mathematically this means that a lower discount rate must be used to calculate your present value. In other words, the IRR is less than the cost of capital.

This table summarizes how to decide whether to pursue a single course of action using the IRR method instead of the NPV method.

If...	Then...	So...	Decision
NPV > 0	IRR > Cost of Capital	It is profitable since it makes enough money to cover the costs	Pursue the project
NPV = 0	IRR = Cost of Capital	It breaks even and just pays the bills	This is the minimum financial condition to pursue the project
NPV < 0	IRR < Cost of Capital	It is unprofitable and does not make enough money to cover the costs	Do not pursue the project



### The Formula

Solving for the internal rate of return requires you to calculate the annually compounded interest rate for the project.

For annuities, substituting and rearranging

Formula 15.1 produces:

$$NPV = (\text{Present Value of All Future Cash Flows}) - (\text{Initial Investment})$$

[  
]  
N

$$1 - \frac{1}{(1 + r)^N}$$

$$\$0 = PMT \left[ \frac{1 - (1 + i)^{-N}}{i} \right] - \text{Initial Investment}$$

CY

$$(1 + i)^{-N} \text{CY}$$

$$\left[ \frac{1 - (1 + i)^{-N}}{i} \right] - (\text{Initial Investment})$$

$$\text{Initial Investment} = PMT \left[ \frac{1 - (1 + i)^{-N}}{i} \right] - (1 + i)^{-N} \text{CY}$$

The only algebraic method to solve this general formula for the periodic interest rate is through trial and error, which is time consuming and inefficient. The same algebraic problem exists if your cash flows consist of multiple lump-sum amounts at different points in time. Assume you have inflows of \$15,000 and \$10,000 at the end of years one and two, respectively.


Taking Formula 15.1 you have:

$$\begin{aligned} \text{NPV} &= (\text{Present Value of All Future Cash Flows}) - (\text{Initial Investment}) \\ \$0 &= (\$15,000/(1 + i)^1 + \$10,000/(1 + i)^2) - (\text{Initial Investment}) \\ \text{Initial Investment} &= \$15,000/(1 + i)^1 + \$10,000/(1 + i)^2 \end{aligned}$$

It is algebraically difficult to solve this formula for the periodic interest rate.

Therefore, using the same process as in Section 11.6, you should let the BAII Plus


calculator perform the trial and error and arrive at the solution. Note that Excel can also perform this calculation, and the formula is pre-programmed into the chapter template.



### How It Works

Follow these steps to solve for the internal rate of return:

**Step 1:** Draw a timeline to illustrate the cash flows involved in the project.



**Step 2:** If using manual trial and error, set up the appropriate algebraic formula to arrive at an NPV of \$0 and start the sequence of iterations to generate the solution. Alternatively, use technology such as the BAII Plus calculator by entering the cash flows and solving for the IRR.

**Step 3:** Compare the IRR to the cost of capital and make a decision.



### Important Notes

**Using the IRR Function on the BAI II Plus Calculator.** Use the IRR function in conjunction with the CF (cash flow) function. Once you have entered all cash flows, activate the IRR function by pressing the IRR key followed by the CPT button to perform the calculation. The output is a percentage in percent format. To exit the window, press 2nd Quit. Recall that because of the trial-and-error method required, the calculator may briefly hesitate before displaying the solution.



### Things To Watch Out For

When making decisions, you use the internal rate of return only to figure out if one particular path should be followed or not (which is Decision #2). The internal rate of return should not be used when making one choice from multiple options (Decision #1) or when making multiple choices under constraints (Decision #3). This rule is in place for two reasons:

- **The Cost of Capital Is Ignored.** The IRR does not factor in the cost of capital in its computations. Recall that the fundamental concept of time value of money requires all money to be on the same date using an appropriate rate of interest—the cost of capital—before any decision can be made. Therefore, if you have not factored in the cost of capital, then your analysis is incomplete and choosing between different alternatives based solely on the IRR is flawed.
- **The Magnitude of the Decision Is Ignored.** It can easily happen that an alternative has a high IRR but a low NPV. For example, using a cost of capital of 10% consider two alternatives. Alternative A

invests \$1 and one year later returns

\$1.50. The IRR is 50%, while the NPV is \$0.36. Alternative B invests \$1,000 and one year later returns \$1,250. The IRR is 25%, while the NPV is \$136.36. If choosing between these two options based on the IRR, you select Alternative A, resulting in a net present value that is \$136 lower than for Alternative B.



### **Give It Some Thought**

In each of the following situations, determine whether the project should be pursued or not.

- Cost of capital = 15%; IRR = 17%
- Cost of capital = 12%; IRR = 9%
- Cost of capital = 14%; IRR = 14%

**Example 15.2B: Pursuing a Project Using the IRR Criterion**

Tim Hortons has purchased the lease on a three-year onsite concession space in the cafeteria at a local college for \$750,000. The franchise is expected to earn \$400,000, \$500,000, and \$600,000 in profits per year for the first three years, respectively. What is the investment’s internal rate of return? If the cost of capital is 20%, did Tim Hortons make a smart financial decision?

<p><b>Plan</b></p>	<p>You need to calculate the internal rate of return (IRR) for this project. Once calculated, you can compare it to the provided cost of capital to evaluate the decision.</p>	
<p><b>Understand</b></p>	<p>What You Already Know                  Step 1: The timeline for this project appears below.  <math>PV =</math>  <math>\\$750,000</math>, <math>CY =</math>  <math>1</math> <math>C01 =</math>  <math>\\$400,000</math>, <math>Years =</math>  <math>1</math> <math>C02 =</math>  <math>\\$500,000</math>, <math>Years =</math>  <math>2</math>  <math>C03 = \\$600,000</math>, <math>Years =</math>  <math>3</math></p>	<p>How You Will Get There                  Step 2: This project involves multiple lump-sum cash flows, so apply Formulas 9.2 and 9.3 (rearranged for PV). Substitute into the rearranged Formula 15.1. Algebraically, this must be solved through trial and error for <math>i</math> (note that <math>i = IY</math> since the compounding frequency is 1). Alternatively, use the cash flow and internal rate of return function on your calculator.                  Step 3: Compare the IRR to the cost of capital to make the decision.</p>
<p><b>Perform</b></p>	<p>Step 2:                  Cash Flow 1: <math>N = 1 \times 1 = 1</math> compound; <math>PV = \\$400,000 \div (1 + i)^1</math> Cash Flow 2: <math>N = 1 \times 2 = 2</math> compounds; <math>PV = \\$500,000 \div (1 + i)^2</math> Cash Flow 3: <math>N = 1 \times 3 = 3</math> compounds; <math>PV = \\$600,000 \div (1 + i)^3</math>  <math>\\$750,000 = \\$400,000 \div (1 + i)^1 + \\$500,000 \div (1 + i)^2 + \\$600,000 \div (1 + i)^3</math>                  Through trial and error or by using the calculator (see instructions below), the calculated solution is: <math>IY = 40.9235\%</math> Step 3: <math>40.9235\% &gt; 20\% \implies</math> smart decision</p>	



## Calculator Instructions

Cash Flow	Amount (CXX)	Frequency (FXX)
CF0	-750000	N/A
C01 & F01	400000	1
C02 & F02	500000	1
C03 & F03	600000	1

IRR	Answer: 40.923472
-----	-------------------

**Present**

Since the internal rate of return on this project is 40.9235%, which far exceeds the cost of capital of 20%, Tim Hortons made a very smart financial decision in pursuing this project.



## Section 15.2 Exercises

## Mechanics

For questions 1–4, calculate the equivalent annual cash flow for each project.

	NPV	Annual Cost of Capital	Years
1.	\$8,439	15%	4
2.	\$15,783	12%	6
3.	\$43,985	14%	8
4.	-\$31,255	16%	5

For questions 5–8, calculate the internal rate of return.

	Cash Outflow Today	Future Cash Outflows (at beginning)	Future Cash Inflows (at end)
5.	\$50,000	Year 2: \$25,000	Years 2–4: \$40,000
6.	\$350,000	Year 4: \$100,000	Years 1–6: \$150,000
7.	\$100,000	Year 3: \$40,000 Year 6: \$25,000	Years 1–3: \$45,000 Years 4–6: \$35,000
8.	\$800,000	Year 4: \$150,000 Year 8: \$125,000	Years 1–4: \$200,000 Years 5–8: \$175,000

## Applications

- Sanchez is looking at purchasing a new snow blower and has found three models he thinks are equivalent. A Brute model at Walmart retails for \$458 with an expected life of five years. A Sno-Tek model at Home Depot retails for \$749 with an expected life of 10 years. A YardWorks model at Canadian Tire retails for \$649 with an expected life of eight years. If the money to acquire the snow blower is obtained at a rate of 8% compounded annually, which snow blower should be selected? (*Hint:* Since these are costs, look for the lowest value.)
- A municipality is considering purchasing a police helicopter to assist its ground patrols. A Eurocopter EC120 model is being considered for a purchase price of \$1.7 million with annual operating costs expected to be \$150,000 at every year-end and a salvage value of \$500,000 after six years, which is its predicted life expectancy. A Eurocopter AS350 model could also be purchased for \$2 million with annual operating costs expected to be \$120,000 at every year-end and with a salvage value of \$550,000 after seven years, which is its predicted life expectancy. If both helicopters are deemed suitable, which model should be selected at a cost of capital of 10%? Provide calculations to support your answer.
- A project requires an investment of \$225,000 today and is projected to have annual profits of \$34,000 for nine years. The capital assets can be sold at the end of the ninth year for \$23,500. Calculate the IRR for this project. If capital could be acquired at a cost of 12%, should the project be pursued?
- A new diamond deposit has been found in northern Alberta. Your researchers have determined that it will cost \$4.5 million to purchase the land and prepare it for mining. Starting at the end of the second year, the lode is expected to earn net profits of \$3 million, which will be sustained for three years before the deposit is depleted. Calculate the IRR on the diamond mine. If the cost of capital is 21%, should the deposit be acquired?
- Schick is considering launching only one of two new products to compete with the Gillette Fusion ProGlide Power razor. For Product A, research and development costs are estimated at \$10 million. Forecasted profits are expected to be \$3 million in years two to four, \$1.5 million in years five to seven,

and \$0.5 million in years eight to ten. Alternatively, Schick can launch Product B, requiring only a \$6.5 million investment and producing forecasted profits of \$2.75 million in years one to two, \$1 million in years three to four, and \$0.35 million in years five to six. The cost of capital is estimated at 8.5% compounded semi-annually. Determine which product should be selected based on the equivalent annual cash flow.

- The Toronto Transit Commission (TTC) is looking to purchase 75 new buses to replace some of its aging fleet. The selection has been narrowed down to two equivalent products from two different suppliers. New Flyer Industries offers a bus for \$275,000 with an expected life of 15 years and an estimated residual value of \$10,000. The bus requires \$5,000 in maintenance at the end of every year, plus a \$20,000 overhaul at the beginning of the fourth year and every three years thereafter except for the final year. Motorcoach Industries offers a bus for \$250,000 with an expected life of 12 years and an estimated residual value of \$13,500. The bus requires \$6,000 in maintenance at the end of every year and requires a

\$30,000 overhaul at the beginning of the fifth, eighth, and eleventh years. The cost of capital is estimated at 11%. Which supplier should the TTC select? What total annual savings will it realize by choosing the supplier?

- The Dragons (from CBC's *Dragon's Den*) are considering a venture from an Albertan entrepreneur. His proposal requires the Dragons to invest \$500,000 immediately. Based on market conditions, the product is estimated to have year-end profits of \$100,000, \$200,000, \$300,000, \$200,000, and finally \$100,000. The Dragons will invest only if the internal rate of return exceeds their cost of capital of 20%. Should they invest?
- A Western Canadian producer is considering purchasing a five-year product licence from Sunkist Growers Inc. The product licence will cost \$1,500,000, and the required equipment will cost \$1 million. Equipment upgrades will be

\$100,000 at the beginning of the third and fifth years. Expected profits are \$1 million in each of the first three years and

\$750,000 in the last two years. The producer will purchase product licences only if the IRR is greater than 25%. Should the product licence be purchased?

## Challenge, Critical Thinking, & Other Applications

- Revisit the robotic machine in question 17 of Section 15.1. What is the highest cost of capital that would still result in a decision to purchase the machine?
- You use the equivalent annual cash flow technique to select between two options satisfying the same need but having different timelines. This technique can also be used even if the timelines are the same. Consider the following two projects, of which only one can be selected:

*Project A:* Immediate investment of \$225,000, profits in years four to six of \$160,000.

*Project B:* Immediate investment of \$112,500, profits in years one to three of \$55,000 followed by profits of \$20,000 in years four to six.

- At a cost of capital of 12%, calculate the NPV for both projects and make your recommendation.
- Calculate the equivalent annual cash flow for both projects and make your recommendation.
- Comment on the findings.

- Consider the following two projects with a cost of capital of 15%. Only one can be chosen.

*Project A:* Immediate investment of \$550,000; profits starting at \$75,000 in the first year and rising by \$25,000 for the next six years followed by decreasing profits of \$25,000 per year in the subsequent seven years; costs of \$50,000 at the beginning of years 4, 10, and 14.

*Project B:* Immediate investment of \$800,000; profits starting at \$200,000 and rising by \$50,000 for the next three years followed by decreasing profits of \$75,000 per year in the subsequent four years; costs of \$110,000 at the beginning of the fourth and seventh years.

- Calculate the equivalent annual cash flow for each project and recommend which project should be chosen.
- What annual benefit will be realized over the alternative project?
- In this section, it was stressed that the IRR should be not be used when ranking projects or choosing between projects since the analysis does not factor in the cost of capital. Consider the same two projects from question 18.
- Calculate the IRR for both projects and make your recommendation.
- At a cost of capital of 15%, calculate the NPV for both projects and make your recommendation.
- At a cost of capital of 10%, calculate the NPV for both projects and make your recommendation.

- Comment on the findings. Which method makes more sense in making the decision—NPV or IRR?

95.

## CHAPTER 15 SUMMARY

---

# APPENDIX A

---

# APPENDIX B

---

## BIBLIOGRAPHY

- Bank of Canada “Inflation Calculator”. [www.bankofcanada.ca/rates/related/inflation-calculator/?page\\_moved=1](http://www.bankofcanada.ca/rates/related/inflation-calculator/?page_moved=1) (accessed November 26, 2012). Benjamin Franklin. Letter to Jean-Baptiste Leroy dated November 13, 1789.
- Bills of Exchange Act, R.S.C., 1985, c. B-4, Part IV Promissory Notes, §176. Available at <http://laws-lois.justice.gc.ca/eng/acts/B-4/index.html>. Canadian Real Estate Association (CREA), “Housing Market Stats,” <https://www.crea.ca/housing-market-stats/> (accessed July 9, 2011).
- City of Vancouver, “Employment Change in the Metro Core,” November 22, 2005, [http://s3.amazonaws.com/zanran\\_storage/vancouver.ca/ContentPages/7116122.pdf](http://s3.amazonaws.com/zanran_storage/vancouver.ca/ContentPages/7116122.pdf), accessed August 20, 2013.
- Competition Bureau, Fair Business Practices Branch, *Price Scanning Report*, Table B, page 5, 1999, [www.competitionbureau.gc.ca/epic/site/cb-bc.nsf/en/01288e.html](http://www.competitionbureau.gc.ca/epic/site/cb-bc.nsf/en/01288e.html).
- Eileen Fisher and Rebecca Reuber, *The State of Entrepreneurship in Canada: February, 2010*, (Ottawa, ON: Small Business and Tourism Branch, Industry Canada), 9, [www.ic.gc.ca/eic/site/061.nsf/vwapj/SEC-EEC\\_eng.pdf/\\$file/SEC-EEC\\_eng.pdf](http://www.ic.gc.ca/eic/site/061.nsf/vwapj/SEC-EEC_eng.pdf/$file/SEC-EEC_eng.pdf).
- Kerry Mitchell Pharmacy Ltd. And Shoppers Drug Mart Living In Canada, “Canadian House Prices,” [www.livingin-canada.com/house-prices-canada.html](http://www.livingin-canada.com/house-prices-canada.html) (accessed July 9, 2011).
- Manitoba Hydro-Electric Board, *62nd Annual Report for the Year Ended March 31, 2013*, [www.hydro.mb.ca/corporate/ar/2012/publish/index.html#66-67](http://www.hydro.mb.ca/corporate/ar/2012/publish/index.html#66-67) (accessed October 2, 2013).
- Mie-Yun Lee, “Outsource Your Payroll,” *Entrepreneur*. [www.entrepreneur.com/humanresources/article47340.html](http://www.entrepreneur.com/humanresources/article47340.html) (accessed November 29, 2009).
- Neal, Marcia. *Candidate for the 3rd Congressional District Colorado State Board of Education, as quoted in Perez, Gayle. 2008. “Retired School Teacher Seeks State Board Seat.” Pueblo Chieftain.*



Open Clipart: all clipart used in this document is sourced from <https://openclipart.org/royalty-free-clipart>.

Statistics Canada, “Average Annual, Weekly and Hourly Earnings, Male and Female Wage-Earners, Manufacturing Industries, Canada, 1934 to 1969,” adapted from Series E60–68, [www.statcan.gc.ca/pub/11-516-x/section/E60\\_68-eng.csv](http://www.statcan.gc.ca/pub/11-516-x/section/E60_68-eng.csv), accessed July 28, 2010.

Statistics Canada, “Canada: Economic and Financial Data,” <http://www40.statcan.gc.ca/l01/cst01/indi01f-eng.htm> (accessed November 27, 2012).

Statistics Canada, “Consumer Price Indexes for Canada, Monthly, 1914–2012 (V41690973 Series)”]; all values based in May of each year; [www.bankofcanada.ca/rates/related/inflation-calculator/?page\\_moved=1](http://www.bankofcanada.ca/rates/related/inflation-calculator/?page_moved=1), accessed November 26, 2012.

Statistics Canada, “Earnings, Average Weekly, by Province and Territory,” adapted from CANSIM table 281-0027 and Catalogue no. 72-002-X, <http://www40.statcan.gc.ca/l01/cst01/labr79-eng.htm>, accessed August 11, 2011.

Statistics Canada, “Failure Rates for New Firms,” *The Daily*, February 16, 2000, [www.statcan.gc.ca/daily-quotidien/000216/dq000216b-eng.htm](http://www.statcan.gc.ca/daily-quotidien/000216/dq000216b-eng.htm).

Statistics Canada, “Median Total Income, by Family Type, by Province and Territory, CANSIM table 111-0009, <http://www40.statcan.ca/l01/cst01/famil108a-eng.htm> (accessed October 19, 2010).

Statistics Canada, *New Motor Vehicle Sales, June 2011* (Catalogue no. 63-007-X, p. 15), accessed August 18, 2013, [http://publications.gc.ca/collections/collection\\_2011/statcan/63-007-X/63-007-x2011006-eng.pdf](http://publications.gc.ca/collections/collection_2011/statcan/63-007-X/63-007-x2011006-eng.pdf).

Steven Van Alstine (CPM, CAE), Vice-President of Education, the Canadian Payroll Association Tim Hortons, “Frequently Asked Questions,” accessed May 13, 2010, [http://www.timhortons.com/ca/en/join/franchise\\_ca\\_faq.html](http://www.timhortons.com/ca/en/join/franchise_ca_faq.html). WestJet, *WestJet Fact Sheet*, [www.westjet.com/pdf/investorMedia/investorFactSheet.pdf](http://www.westjet.com/pdf/investorMedia/investorFactSheet.pdf) (accessed May 10, 2011).



# APPENDIX C

---

## ROUNDING RULES

### Global Textbook Rounding Rules

- All interim solutions never get rounded unless there is a logical reason or business process that forces the number to be rounded.
- When writing non-terminating decimals in this textbook, only the first six (or up to six) decimals are written. The horizontal line format is used for repeating decimals. If the number is not a final solution, then it is assumed that all decimals or as many as possible are being carried forward.
- All final numbers are rounded to six decimals in decimal format, and four decimals in percentage format unless instructions indicate otherwise.
- Final solutions are rounded according to common business practices, practical limitations, or specific instructions.
- Zeroes not required at the end of decimals are generally not written unless required to meet a rounding standard or to visually line-up a sequence of numbers.

### Topic-Specific Rounding Rules

*Section 4.1, Gross Earnings, Salaries:* When calculating overtime pay, maintain all decimals in the hourly rate and only round the final pay amount.

*Section 4.3, Indexes, Index Numbers:* Index numbers with a 100 base are rounded to one decimal. If the index number represents dollars, then a two decimal standard is used. All other indexes require a specific rounding instruction.

*Section 5.2, Break-Even Analysis, Break-even Units:* All break-even units

are always rounded upwards to the next integer regardless of the actual value of the decimal.

*Section 7.1, Sales Taxes:* The calculation of any sales tax amount is rounded to two decimals.

*Section 7.2: Property Taxes:* Mill rates are commonly expressed in four decimals and tax rates are commonly expressed in six decimals.

*Section 7.3: Exchange Rates:* In true markets, exchange rates are commonly expressed with ten decimals or more. A four decimal standard is used for mathematical purposes in this book.

*Section 8.5: Demand Loan Repayment Schedules:* For simplicity when writing the numbers into repayment schedules and performing all calculations, round all interest calculations to two decimals throughout the table.

*Chapter 9 onwards:* The calculated value of the periodic interest rate is never rounded in any interim calculation.

*Section 9.5, Determining The Interest Rate, Calculating IY:* Due to an imprecise single payment used in the calculation, IY is rounded to an integer or early decimal position only if it has a marginal effect. If unable to produce a marginal effect, round as per global rounding rules.

*Section 9.7, Determining The Number Of Compounds, Calculating N:* Due to an imprecise single payment used in the calculation, N is rounded to the nearest integer if it would be the same result as rounding to three decimals. If rounding to three decimals is not equal to rounding to an integer, then all decimals must be carried forward in further calculations.

*Section 9.7, Determining The Number Of Compounds, Calculating Days:* Any calculation of days is always rounded to the nearest integer since interest can only be compounded daily at minimum.

*Section 10.3, Savings Bonds, Regular Interest Savings Bond Interest Payments:* Each interim interest payment must be rounded to two decimals.

*Section 11.5, Number Of Annuity Payments, Calculating N:* N is rounded to the nearest integer if it would be the same result as rounding to three decimals. If rounding to three decimals is not equal to rounding to an integer, then N is always rounded up to the next nearest integer regardless of the actual value of the decimal.

*Section 11.6, Annuities Interest Rates, Calculating IY:* Similar to Section 9.5, due to imprecise variable(s) used in the calculation IY is rounded to an integer or early decimal position only if it has a marginal effect. If unable to produce a marginal effect, round as per global rounding rules.

*Section 12.1, Deferred Annuities, Moving Money Between Accumulation and Payment Stages:* Money is commonly transferred between bank accounts between the two stages requiring the interim amount to be rounded to two decimals.

*Section 13.3, Amortization Schedules:* When writing amounts in the table, round the answers to two decimals. However, behind the scenes all calculations must be unrounded.

*Section 14.1, Bond Coupon Payment Amount:* The variable PMTBOND must be unrounded throughout all calculations.

*Section 14.1, Bond Cash Price On A Non-Interest Date:* Formula 14.5 must use the unrounded value of the Date Price in its calculation.

*Section 14.3, Sinking Fund Schedules:* When writing amounts in the table, round the answers to two decimals. However, behind the scenes all calculations must be unrounded.

*Section 15.1, Net Present Value:* Due to the imprecision of future cost and profit estimates, the net present value is rounded off to the nearest dollar unless otherwise specified.

*Section 15.1, Net Present Value Ratio:* When performing this calculation in hard capital rationing, it is round this variable to two decimals.

## **Part 1: Mathematics Fundamentals**

- (2.1) Percentage Conversion

$$\% = \text{dec} \times 100$$

- (2.2) Rate, Portion, Base

- 

- (5.4) Net Income Using Total Contribution Margin Approach

$$\text{NI} = n(\text{CM}) - \text{TFC}$$

- (5.5) Contribution Rate If Unit Information Known

CM

Rate =

- (3.1) Percent Change:

Portion Base

$$CR = S \times 100$$

- (5.6) Contribution Rate If Aggregate Information Known

$$TR - TVC$$

$\Delta\% =$

$$\frac{\text{New} - \text{Old}}{\text{Old}} \times 100$$

$$CR = \frac{TR}{S} \times 100$$

- (5.7) Unit Break-even

- (3.2) Rate Of Change Over Time

$$\frac{\text{New RoC} - \text{Old}}{\text{Old}} \times 100$$

- (3.3) Simple Average

$$- 1 \times 100$$

- (5.8) Dollar Break-even

- (6.1) Single Discount

$$n = \frac{\text{TFC}}{\text{CM}}$$

$$\text{TR} = \frac{\text{TFC}}{\text{CR}}$$

- (3.4) Weighted Average

$$\text{SAvg} = \frac{\sum x}{n}$$

$$\text{WAvg} = \frac{\sum wx}{\sum w}$$

$$N = L \times (1 - d)$$

- (6.2a & 6.2b) Discount Amount

$$D\$ = L \times d \text{ or } D\$ = L - N$$

- (6.3) Multiple Discounts

- 12n

(3.5) Geometric Average

$$GAvg = \left[ (1 + \Delta\%) \times (1 + \Delta\%) \times \dots \times (1 + \Delta\%) \right]^{1/n} \times 100$$

## Part 2: Business Applications

$$N = L \times (1 - d_1) \times (1 - d_2) \times \dots \times (1 - d_n)$$

- (6.4) Single Equivalent Discount

$$d = 1 - (1 - d_1) \times (1 - d_2) \times \dots \times (1 - d_n)$$

- (6.5) The Selling Price Of A Product

- (4.1) Salary and Hourly Gross Earnings

$$GE = \text{Regular Earnings} + \text{Overtime Earnings} + \text{Holiday Earnings} + \text{Statutory Holiday Worked Earnings}$$

- (4.2) Annual Income Tax



- (6.6) Markup Amount

$$S = C + E + P$$

$$M\$ = E + P$$

$$\text{Income Tax} = \text{◆}(\text{Eligible Income In Tax Bracket} \\ \times \text{Tax Bracket Rate})$$

- (4.3) Index Numbers
- 
- (6.7) The Selling Price Of A Product Using Markup Amount

$$S = C + M\$$$

- (6.8) Markup On Cost Percentage

$$M\$$$

$$\text{Index Number} =$$

Chosen quantity

Base quantity

× Base value

$$\text{MoC\%} =$$

$$C \times 100$$

- (4.4) Purchasing Power Of A Dollar
-

(6.9) Markup On Selling Price Percentage

M\$

PPD = \$1

$$\text{MoS\%} = S \times 100$$

- (4.5) Real Income

RI =

CPI/100

Nominal Income CPI/100

- (6.10) The Sale Price Of A Product

$$\text{Sonsale} = S \times (1 - d)$$

- (6.11a & 6.11b) Markdown Amount

- (5.1) Unit Variable Cost

VC =

TVC

n

$$D\$ = S \times d \text{ or } D\$ = S - \text{Sonsale}$$

- (6.12) Markdown Percentage

D\$

- (5.2) Net Income Using A Total Revenue And Cost Approach

$$NI = n(S) - (TFC + n(VC))$$

d =

- (6.13) Maintained Markup

S × 100

- (5.3) Unit Contribution Margin  $M$(n_1) + (M$ - D$)(n_2)$

$$CM = S - VC$$

$$MM =$$

$$n_1 + n_2$$

- (7.1) Selling Price Including Tax

$$Stax = S + (S \times Rate)$$

- 

(11.3) Annuity Due Future Value

$$\diamond(1 + i)^{PY} \diamond - 1 \quad \begin{matrix} \text{CYN} \\ \text{CY} \end{matrix}$$

- (7.2) GST/HST Remittance

$$Remit = Tax\ Collected - Tax\ Paid$$

$$FVDUE = PMT$$

l

CY

$$(1 + i)^{PY} - 1$$

]

$$\times (1 + i)^{PY}$$

- (7.3) Property Taxes

$$Property\ Tax = \Sigma(AV \times PTR)$$

- 

(11.4) Ordinary Annuity Present Value

N

- (7.4) Currency Exchange

$$\frac{1}{1 - \text{ER}} \times \text{CY}$$

$$PV = PMT \left[ \frac{1 - (1 + i)^{-PY}}{i} \right]$$

$$\text{Desired Currency} = \text{Exchange Rate} \times \text{Current Currency}$$

ORD

CY

$$\frac{(1 + i)^{PY} - 1}{i}$$

### Part 3: Single Payment Financial Applications

- (8.1) Simple Interest

$$I = Prt$$

- 

(11.5) Annuity Due Present Value

$$\frac{1 - (1 + i)^{-N}}{i} \times \text{CY}$$

$$\frac{P}{(1+i)^{PY}} \quad \text{CY}$$

- (8.2) Simple Interest For Single Payments

$$S = P(1 + rt)$$

$$PV_{DUE} = PMT \left[ \frac{1 - (1+i)^{-N}}{i} \right]$$

|  
|  
|

$$\frac{PMT}{(1+i)^{PY} - 1}$$

$$\left[ \frac{1 - (1+i)^{-N}}{i} \right] \times (1+i)^{PY}$$

- (8.3) Interest Amount For Single Payments

$$I = S - P$$

- (12.1) Future Value Of A Constant Growth Ordinary Annuity

$$\frac{PMT}{i} \left[ (1+i)^N - 1 \right]$$

- (9.1) Periodic Interest Rate

IY  
i =

$$FV = PMT \frac{(1 + \Delta\%)^N - 1}{\Delta\%} + \frac{PMT}{\Delta\%} (1 + \Delta\%)^N$$

- (9.2) Number of Compound Periods For Single Payments

$$N = CY \times \text{Years}$$

ORD

$$\left[ \frac{(1 + \Delta\%)^{CY \times \text{Years}} - 1}{\Delta\%} \right]$$

- (9.3) Compound Interest For Single Payments

•

(12.2) Future Value Of A Constant Growth Annuity Due

$$\left[ \frac{(1 + i)^N - 1}{i} \right]$$

$$FV = PV(1 + i)^N$$

- (9.4) Interest Rate Conversion

$$\frac{(1+i)^{PY} - 1}{i} \times (1 + \Delta\%)^N$$

CYOld

$$i_{New} = (1 + i_{Old})^{CY_{New} - 1}$$

- (10.1) Periodic Interest Amount

$$FV_{DUE} = PMT(1 + \Delta\%)^{N-1}$$

|  
|  
|

$$\frac{CY}{(1+i)^{PY} - 1} \times (1 + \Delta\%)^N$$

$$\frac{1}{i} \times (1+i)^{PY}$$

$$I = PV \times i$$

- (10.2) Purchasing Power Of A Dollar (Compound Interest
- (12.3) Present Value Of A Constant Growth Ordinary Annuity

N

Method)



$$PMT \left[ \frac{1 - (1 + \Delta\%)^{-N}}{i} \right]$$

$$PPD = \frac{\$1}{(1 + i)^N} \times 100$$

$$PVORD = \frac{1 + \Delta\%}{(1 + i)^N}$$

$$\frac{CY}{(1 + i)^{PY - 1} (1 + \Delta\%)}$$

- (12.4) Present Value Of A Constant Growth Annuity Due

N

**Part 4: Annuity Payments Financial Applications**

- (11.1) Number Of Annuity Payments

PMT

$$\frac{PMT}{1 - \frac{1}{(1 + \Delta\%)^{CY}}}$$

$$\frac{1 + \Delta\%}{(1 + i)^{PY}} \times \frac{1}{1 - \frac{1}{(1 + \Delta\%)^{CY}}}$$

$$N = PY \times \text{Years}$$

- (11.2) Ordinary Annuity Future Value

$$PVDUE = \frac{PMT}{1 + \Delta\%} \left[ \frac{(1 + \Delta\%)^N - 1}{(1 + i)^{PY} - 1} \right]$$

$$\frac{CY}{(1 + i)^{PY} - 1} \times \frac{1}{1 + \Delta\%}$$

$$\left[ \frac{1}{(1 + i)^{PY}} \right] \times (1 + i)^{PY}$$

$$\frac{CY \times N}{(1 + i)^{PY} - 1}$$

- (12.5) Ordinary Perpetuity Present Value

PMT

$$FV_{ORD} = PMT$$

]

CY

$$(1 + i)^{PY - 1}$$

$$PV_{ORD} =$$

$$\frac{CY}{(1 + i)^{PY - 1}}$$

- (12.6) Perpetuity Due Present Value
- 
- (15.2) Net Present Value Ratio

NPV

PVDUE

$$= PMT \cdot \frac{1 - (1 + i)^{-CY}}{i} + 1$$

$$NPVRATIO = CF_0$$

**Part 5: Amortization & Special Financial Concepts**

- (13.1) Interest Portion Of An Ordinary Single Payment

$$\text{INT} = \text{BAL} \times ((1 + i)^{\text{PY}} - 1) \text{CY}$$

- (13.2) Principal Portion Of A Single Payment

$$\text{PRN} = \text{PMT} - \text{INT}$$

- (13.3) Principal Portion For A Series Of Payments

$$\text{PRN} = \text{BALP1} - \text{BALP2}$$

- (13.4) Interest Portion For A Series Of Payments

$$\text{INT} = \text{N} \times \text{PMT} - \text{PRN}$$

- (13.5) Interest Portion Of A Due Single Payment

$$\text{INT}_{\text{DUE}} = (\text{BAL} - \text{PMT}) \times ((1 + i)^{\text{PY}} - 1) \text{CY}$$

- (14.1) The Cash Price For Any Bond

$$\text{Cash Price} = \text{PRI} + \text{AI}$$

- (14.2) Bond Coupon Annuity Payment Amount

$$\text{PMT}_{\text{BOND}} = \text{Face Value} \times \text{CY} \text{CPN}$$

- (14.3) Bond Price On An Interest Payment Date

$$\text{Date Price} = \frac{FV}{(1+i)^N} + \frac{PMT_{\text{BOND}}}{i}$$

$$\frac{[1+i]^N - 1}{i}$$

- (14.4) Bond Premium or Discount

$$\text{Premium or Discount} = \text{PRI} - \text{Face Value}$$

- (14.5) Bond Cash Price On A Non-Interest Payment Date Cash Price = (Date Price)(1 + i)<sup>t</sup>
- (14.6) Accrued Interest On A Non-Interest Payment Date

$$AI = PMT_{\text{BOND}} \times t$$

- (14.7) Interest Portion Of A Sinking Fund Single Payment Due

$$INT = (BAL + PMT) \times \frac{CY}{PY} \times ((1+i)^{PY} - 1)$$

- (14.8) The Annual Cost Of The Bond Debt

$$ACD = (\text{Face Value} \times \text{CPN}) + (PMT \times \frac{CY}{PY})$$

- (14.9) The Book Value Of The Bond Debt

$$BVD = \text{Bonds Outstanding} - BAL$$

- (15.1) Net Present Value

$$NPV = (\text{Present Value Of All Future Cash Flows}) - (\text{Initial Investment})$$

% = percentage

$\Delta\%$  = constant growth rate per payment interval *or* the percent change from one period to another

$\Sigma$  = summation symbol meaning to add everything up **ACD** = annual cost of the bond debt

**AI** = accrued interest

**AV** = assessed value of a property

**BAL** = principal balance immediately after an annuity payment **BALP1** = principal balance immediately prior to the first payment

in a series of annuity payments

**BALP2** = principal balance immediately after the last payment in a series of annuity payments

**Base** = the whole quantity

**BVD** = book value of the bond debt **C** = cost

**Cash Price** = bond price summing market price & accrued interest

**CFo** = initial cash flow

**CM** = unit contribution margin **CPI** = Consumer Price Index

**CPN** = nominal bond coupon rate of interest **CR** = contribution rate

**Current Currency** = currency being converted from

**CY or C/Y** = compounds per year, or compounding frequency **CYNew** = the new compounding frequency

**CYOld** = the old compounding frequency

**D\$** = discount amount or markdown amount **d** = discount rate or markdown rate

**Date Price** = bond price on the interest payment date preceding the sale date

**dec** = any number in decimal format

**Desired Currency** = currency you are converting to **Discount** = bond discount amount

**E** = expenses

**Exchange Rate** = per unit conversion rate for current currency **Face Value** = face value

**FV** = maturity value or future value in dollars **FVDUE** = future value of annuity due

**FVORD** = future value of ordinary annuity **GAvg** = geometric average

**GE** = gross earnings

**I** = interest amount in dollars **i** = periodic interest rate

**iNew** = the new periodic interest rate **INT** = interest portion

**INTDUE** = interest portion of a due single annuity payment **INTSFDUE** = the interest portion of any single annuity due sinking

fund payment

**iOld** = the old periodic interest rate

**IY or I/Y** = nominal interest rate per year **L** = list price

**ln** = natural logarithm **M\$** = markup amount

**MM** = maintained markup

**MoC%** = markup on cost percentage

**MoS%** = markup on selling price percentage **n** = a frequency or count or total

**N** = in merchandising it is the net price; in single payment compound interest it is the number of compound periods; in annuity compound interest it is the number of annuity payments

**New** = the value that a quantity has become **NI** = net income

**NPV** = net present value

**NPVRATIO** = net present value equivalent annual ratio **Old** = the value that a quantity used to be

**P** = profit; or principal

**PMT** = annuity payment amount **PMTBOND** = bond annuity

payment **Portion** = the part of the whole **PPD** = purchasing power of a dollar **Premium** = bond premium amount **PRI** = bond market price

**PRN** = principal portion

**Property Tax** = property tax amount **PTR** = property tax rate

**PV** = principal or present value **PVDUE** = present value of annuity due

**PVORD** = present value of ordinary annuity

**PY or P/Y** = payments per year or payment frequency **r** = interest rate (in decimal format)

**Rate** = portion and base relationship; sales tax rate **Remit** = tax remittance

**RI** = real income

**RoC** = rate of change per time period

**S** = regular or unit selling price; or sum of principal/interest **SAvg** = simple average

**SBE** = the selling price at the break-even point **Sonsale** = sale price

**Stax** = selling price including taxes **t** = time or term; time ratio

**Tax Collected** = total tax collected through sales **Tax Paid** = total tax paid through purchases **TFC** = total fixed costs

**TR** = total revenue

**TVC** = total variable cost **VC** = unit variable cost **w** = weighting factor

**WAvg** = weighted average

**x** = any individual piece of data **Years** = the term of an annuity