

Introduction to French

Introduction to French

RITA PALACIOS

CONESTOGA COLLEGE INSTITUTION OF TECHNOLOGY AND ADVANCED LEARNING
KITCHENER, ONTARIO



Introduction to French by Rita Palacios is licensed under a [Creative Commons Attribution-NonCommercial-ShareAlike 4.0 International License](https://creativecommons.org/licenses/by-nc-sa/4.0/), except where otherwise noted.

Contents

Publisher Information and Credits	ix
Chapter 1	1
1.1 Introductions	2
Vocabulary	2
Exercice 1: Je me présente	3
1.2 Greetings	5
Vocabulary	5
‘Tu’ ou ‘Vous’?: Forms of Address	6
Exercice 2: Formal vs informal	6
Exercice 3: Bonjour!	6
1.3 Les Nombres 1 – 10	10
Vocabulary	10
Exercice 4: Numbers	10
Chapter 2	12
2.1 In the Classroom	13
Vocabulary	13
2.2 Nouns and Articles	14
What is a Noun?	14
Exercice 1: Definite Articles	15
Plural Formation	15
Exercice 2: Nouns and Definite Articles	15
Indefinite Articles	16
Exercice 3: Indefinite Articles	17
2.3 Subject Pronouns	18
Exercice 5: Subject Pronouns	18
Exercice 6: More Subject Pronouns	19
2.4 The Verb Être	20
Exercice 7: Être	20

<u>2.5 Les Nombres 11-59</u>	22
<u>Vocabulary</u>	22
<u>Exercice 8 : Les Nombres</u>	24
<u>Exercice 9 : Les Nombres en Lettres</u>	24
<u>Exercice 10 : Quel âge as-tu?</u>	25
<u>Chapter 3</u>	26
<u>3.1 La Date</u>	27
<u>Days of the Week</u>	27
<u>Months and Dates</u>	28
<u>3.2 Adjectives</u>	30
<u>3.3 The Verb Avoir</u>	35
<u>3.4 La Famille</u>	37
<u>Vocabulary</u>	37
<u>Une Famille Québécoise</u>	38
<u>3.5 Possessive Adjectives</u>	40
<u>3.6 Ma Famille</u>	43
<u>Chapter 4</u>	44
<u>4.1 La Ville</u>	45
<u>Vocabulary</u>	45
<u>Vocabulary</u>	49
<u>4.2 The Verb Aller</u>	51
<u>4.3 Expressions with Être</u>	55
<u>4.4 Les Nombres 60-100</u>	57
<u>Vocabulary</u>	57
<u>Chapter 5</u>	61
<u>5.1 Les Passe-Temps et Les Activités</u>	62
<u>Vocabulary</u>	62
<u>5.2 Regular Verbs</u>	64
<u>5.3 Les Nombres 100-30 000</u>	70
<u>Vocabulary</u>	70
<u>Chapter 6</u>	73
<u>6.1 Le Temps</u>	74
<u>6.2 Les Saisons</u>	75
<u>6.3 The Verb Faire</u>	79
<u>Chapter 7</u>	82
<u>7.1 Sur la Table</u>	83
<u>Vocabulary</u>	83

7.2 Les Aliments	84
Vocabulary	84
7.3 Partitive Articles	86
7.4 Les Magasins D'alimentation	88

Publisher Information and Credits

This textbook is an adaption of three works, each produced and distributed under a Creative Commons license:

[Français Interactif](#), by the [Center for Open Educational Resources and Language Learning, Liberal Arts Instructional Technology Services](#), and [The Department of French and Italian](#) at the [University of Texas at Austin](#) is licensed under [CC BY 3.0](#).

[Liberté](#), by Gretchen Angelo, is licensed under [CC BY-NC-SA 4.0](#).

[Tex's French Grammar](#), by the [Center for Open Educational Resources and Language Learning](#) at the [University of Texas at Austin](#) is licensed under [CC BY 3.0](#).

This adapted edition is produced by [Rita M. Palacios](#) and [Conestoga Library Services](#) for [Conestoga College Institute of Advanced Technology and Learning](#). Audio recordings courtesy of [Michel Singh](#).

This adaptation has reformatted, reorganized and integrated excerpts from the original texts, and modified their content to suit the needs of Canadian college students. Unless otherwise stated, this work is made available under the terms of a [CC BY-NC-SA 4.0](#) license.

Cover art image:

[“Rainy Day”](#) by [photographymontreal](#) is licensed under [CC PDM 1.0](#).

Chapter 1



Learning Objectives

In this chapter, you will practice using the vocabulary for formal and informal introductions and greetings. You'll also learn to ask people how they are doing. Lastly, you will also begin learning the vocabulary for the numbers 1 to 10.


Chapter Summary

- 1.1 Introductions
- 1.2 Greetings
- 1.3 Numbers 1 to 10

I.I Introductions

Vocabulary


Use the table below to review the vocabulary words related to **greetings**. Listen to the French pronunciations using the following audio recording.

 An audio element has been excluded from this version of the text. You can listen to it online here: <https://ecampusontario.pressbooks.pub/frenchcopy/?p=22>

Greetings / Les salutations

FRENCH	ENGLISH
Je me présente	Let me introduce myself
Je m'appelle...	My name is ...
Je suis de ...	I am from ...
Je suis étudiant en... (commerce, comptabilité, etc.)	I am a (male) student in... (business, accounting, etc.)
Je suis étudiante en...(commerce, comptabilité, etc.)	I am a (female) student in... (business, accounting, etc.)

Use the next table to review the vocabulary words related to **subjects of study**. Listen to the French pronunciations using the following audio recording.

 An audio element has been excluded from this version of the text. You can listen to it online here: <https://ecampusontario.pressbooks.pub/frenchcopy/?p=22>

Subjects / Les matières

FRENCH	ENGLISH
le commerce	business
la comptabilité	accounting
les langues (f)	languages
l'anglais (m)	English
l'espagnol (m)	Spanish
les soins infirmiers (m)	nursing
l'ébénisterie (f)	woodworking
l'administration des bureaux (f)	office administration
le génie électrique (m)	electrical engineering
l'éducation préscolaire (f)	early childhood education
l'informatique (f)	computer science

Exercice 1 : Je me présente

Part A

Complete the following sentences:

Fill in the Blanks

Je me présente. Je m'appelle [Blank 1 – nom].

Je suis de [Blank 2 – ville].

Je suis étudiant(e) en [Blank 3 – matière].

Part B

Introduce yourself to two of your classmates using the sentences above and listen as two of your classmates introduce themselves to you. Complete the following sentences according to the information they tell you.

Fill in the Blanks

Student 1

Il/Elle s'appelle [Blank 1].

Il/Elle est de [Blank 2].

Il/Elle est étudiant(e) en [Blank 3].

Student 2

Il/Elle s'appelle [Blank 1].

Il/Elle est de [Blank 2].

Il/Elle est étudiant(e) en [Blank 3].

Part C

Introduce one of your classmates to the class.

Modèle: Je vous présente Robert. Il est de Cambridge. Il est étudiant en commerce.

This section includes content derived from [Liberté](#), originally released under CC BY-NC-SA, and [Français Interactif](#), originally released under CC-BY.

I.2 Greetings

Vocabulary

Use the table below to review the vocabulary words related to **greetings**. Listen to the French pronunciations using the following audio recording.



An audio element has been excluded from this version of the text. You can listen to it online here: <https://ecampusontario.pressbooks.pub/frenchcopy/?p=24>

ENGLISH	FRENCH
Monsieur / Madame / Mademoiselle	Sir / Mrs. / Miss
Bonjour, Monsieur	Hello, Sir
Bonsoir	Good evening
Au revoir	Goodbye
Salut!	Hi! or Bye!
À tout à l'heure!	See you in a little while. (same day)
À ce soir.	See you this evening.
À demain.	See you tomorrow.
À bientôt.	See you soon.
Comment vous appelez-vous?	What's your name? (formal)
Comment tu t'appelles?	What's your name? (informal)
Je m'appelle...	My name is...
Comment ça va ? / Ça va ?	How are you?
Comment allez-vous ?	How are you? (formal)
Comment vas-tu ?	How are you? (informal)
Je vais très bien, merci.	I am very well, thank you.
Je vais bien, merci.	I am fine, thank you.
Pas mal, merci.	Not bad, thank you.
Bien, merci!	Great, thanks!
Ça va.	O.K.
Ça va bien/mal.	Good / bad
Comme ci, comme ça.	So-so
Et vous ? / Et toi ?	And you? (formal/informal)

'Tu' ou 'Vous?': Forms of Address

In general, 'tu' is used with friends, family, and children. 'Vous' is used to express politeness, formality, and social distance. In Quebec, the use of 'tu' is far more common, though 'vous' is still used to show respect.

Notes of French Culture

Linguistic differences can teach us a great deal about cultural differences. Do you think it is significant that French-speaking cultures have two different words for "you," while English-speaking cultures do not, or do you think it's just a coincidence? How does English distinguish formal from informal relationships?

Exercise 2: Formal vs informal

Discuss whether the person speaking in each of the following situations would use *tu* or *vous*.

- A client in a bakery, speaking to the baker.
- A doctor speaking to a patient.
- An elementary school student speaking to three of her friends.
- A college student speaking to a professor.
- A telemarketer speaking to the person they call.
- A politician making a public speech.
- A mother speaking to her daughter.
- A father speaking to his two sons.
- A college student speaking to another college student in class.
- A professor speaking to her entire class.

Exercise 3: Bonjour!

Part A

Observe the image and read the accompanying dialogue. Determine if it is a formal or informal exchange.



Figure 1.1. Two men wave as they pass by each other.

Marc: Salut, Christophe !

Christophe: Ah, bonjour, Marc! Ça va?

Marc: Comme ci, comme ça. Et toi, Christophe? Comment ça va?

Christophe: Ça va bien, merci.

Marc: Au revoir.

Christophe: Salut.

Part B

Replace the names in the previous dialogue with your own name and that of a classmate. Practice it and present it to the class!

Part C

Write a brief dialogue for each of the situations below. Don't forget to decide whether the situation requires a formal or informal form of address.



Figure 1.1. Two students talk as they pass each other.



Figure 1.2. A grandfather holds hands with his two grandchildren.



Figure 1.3. A business man shakes hands with two clients.



Figure 1.4. Three people have a conversation outdoors.

Notes on French Culture

La Bise (Kiss)

In many French-speaking countries, people kiss each other on the cheek or shake hands when they meet. In everyday situations, female friends kiss, while men and mixed couples will kiss or shake hands depending on their level of acquaintance. This action is expressed by the French phrase 'faire la bise'.

While the number of kisses exchanged varies by region, the most common practice is two kisses, one on each cheek, although it is not uncommon to exchange three or even four. In an informal situation, young adults will most often 'faire la bise'. Older adults or men would normally shake hands. In a formal situation, it is necessary to shake hands with everyone.

This section includes content derived from [Liberté](#), originally released under CC BY-NC-SA, and [Français Interactif](#), originally released under CC-BY.

1.3 Les Nombres 1 – 10

Vocabulary

Use the table below to review the vocabulary words related to **numbers**. Listen to the French pronunciations using the following audio recording.



An audio element has been excluded from this version of the text. You can listen to it online here:
<https://ecampusontario.pressbooks.pub/frenchcopy/?p=26>

NUMBER	FRENCH SPELLING
0	zéro
1	un
2	deux
3	trois
4	quatre
5	cinq
6	six
7	sept
8	huit
9	neuf
10	dix

Exercice 4: Numbers

Part A

What is the number that corresponds to each of the words below?

- trois
- huit
- un
- sept
- neuf

Part B

What is the word that corresponds to the each of the numbers below?

- 2
- 5
- 4
- 10
- 0

Part C

Turn to your neighbour and ask him/her for her telephone number. Don't forget to include the area code!

Fill in the Blanks

You: Quel est ton numéro de téléphone? / What is your phone number?

Your Neighbour: Mon numéro est le [Blank 1]. My phone number is [Blank 1 repeated].

This section includes content derived from [Liberté](#), originally released under CC BY-NC-SA, and [Français Interactif](#), originally released under CC-BY.

Chapter 2



Learning Objectives

In this chapter, you will practice using the vocabulary for classroom items and activities. Following this, you will begin to explore nouns, articles, subject pronouns and the verb être. You'll finish the chapter by learning the vocabulary for the numbers 11 to 59.

Chapter Summary

- 2.1 In the Classroom
- 2.2 Nouns and Articles
- 2.3 Subject Pronouns
- 2.4 The Verb Être
- 2.5 Les Nombres 11-59

2.1 In the Classroom

Vocabulary

Use the table below to review the vocabulary words related to **items found in the classroom**. Listen to the French pronunciations using the following audio recording.



An audio element has been excluded from this version of the text. You can listen to it online here:
<https://ecampusontario.pressbooks.pub/frenchcopy/?p=31>

FRENCH	ENGLISH
La salle de classe	The classroom
Qu'est-ce que c'est?	What is it?
C'est...	It's...
C'est une salle de classe.	It's a classroom.
Dans la salle de classe, il y a...	In the classroom, there is...
une porte	door
une fenêtre	window
un tableau	blackboard
une télévision	television
une carte (du monde)	map (of the world)
une affiche	poster
une chaise	chair
un bureau	desk
Sur le bureau, il y a...	On the desk, there is...
une craie	chalk
un crayon	pencil
un stylo	pen
un cahier	notebook
un livre	book
un dictionnaire	dictionary
un sac à dos	backpack

This section includes content derived from [Tex's French Grammar](#), originally released under CC BY 3.0.

2.2 Nouns and Articles

What is a Noun?

A noun is a person, place, or thing. Like English, nouns in French may be singular or plural. However, unlike English, French nouns can be either masculine or feminine. The easiest way of determining the gender of the noun is to learn the noun along with its corresponding **definite article**.

Definite Articles

A definite article is specific, it defines the number and gender of the noun it corresponds to. In English, the only definite article is **the**, whereas in French there are four of them: **la, le, l' and les**.

Definite Articles		
Gender	Singular	Plural
Masculine	le, l'	les
Feminine	la, l'	les

Please note, **le** or **la** change to **l'** before a noun beginning in a vowel or an h (the h is silent in French).

Examples		
Gender	Singular	Plural
Masculine	le livre	les livres
	l'homme	les hommes
Feminine	la chaise	les chaises
	l'amie	les amies

Important Note

In the examples above, note that **le** and **la** both become **l'** when they come before a noun beginning with a vowel or a silent h: **l'homme, l'université**. This is called **élision**.

When **les** is followed by a word starting with a vowel, the normally silent final s of **les** is pronounced, making a /z/ sound. This additional sound linking two words is called **liaison**.

Exercice 1 : Definite Articles

Based on the definite article that appears in front of each noun below, indicate whether the noun is **masculine** or **feminine**, or whether you **don't know**.

1. la chaise
2. le professeur
3. l'étudiant
4. le sac à dos
5. les bureaux
6. les amies
7. les devoirs
8. l'affiche
9. la craie
10. le stylo

Plural Formation

As in English, the plural is generally formed by adding an s to the end of the singular form of the noun. Note, however, that the s is not pronounced. In spoken language, the article is often the only indication that a noun is singular or plural.

Important Notes

Generally, to form plurals, you can follow these rules:

- Add an s to the end of the word. Example: la chaise/les chaises (the chair/the chairs)
- Nouns ending in s, x, or z do not change in the plural. Example: la souris/les souris (the mouse/the mice)
- Nouns ending in al, ail, or au in the singular end in aux in the plural. Example: l'animal/les animaux (the animal/the animals)
- Nouns ending in eu, eau or ou in the singular add x in the plural. Example: le bijou/les bijoux (the jewel/the jewels)

Keep in mind that there are exceptions and that not all nouns follow the rules above.

Exercice 2 : Nouns and Definite Articles

Rewrite the following nouns using its proper definite article based on the noun's gender and number. Note that

the gender is specified in the brackets with an (m) for masculine and an (f) for feminine. An asterisk (*) indicates the plural form of the noun.

Modèle: stylo (m) / le stylo.

1. affiche (f)
2. bureau (m)
3. étudiante (f)
4. stylo (m)
5. professeurs* (m)
6. devoirs* (m)
7. craie (f)
8. chaise (f)
9. sacs à dos* (m)
10. étudiants* (m)

Indefinite Articles

The second type of articles in French are indefinite articles. These correspond to the English **a (an)** (singular) and **some** (plural). Just like the definite article, the indefinite article has different forms for masculine, feminine, and plural.

Indefinite Articles

Gender	Singular	Plural
Masculine	un	des
Feminine	une	des

Don't forget that to write the plural form of most singular nouns, you add an s to the end of the word.

Plurals

Gender	Singular	Plural
Masculine	un livre	des livres
Feminine	une craie	des craies

Exercice 3 : Indefinite Articles

Rewrite each definite article-noun pairing below using the correct indefinite article.

Modèle: la table / une table

1. livre (m)
2. fenêtre (f)
3. affiche (f)
4. devoirs (m)
5. stylo (m)
6. cahier (m)
7. étudiante (f)
8. étudiant (m)
9. crayon (m)

This section includes content derived from [Liberté](#), originally released under CC BY-NC-SA, and [Tex's French Grammar](#), originally released under CC BY 3.0.

2.3 Subject Pronouns

A subject pronoun stands for the subject in a sentence. In French, subject pronouns indicate number (singular or plural) and gender (masculine or feminine).

Singular Pronouns		
Person	French	English
1st person	Je	I
2nd person	Tu	You
3rd person	Il Elle On	He/it She/it One/we (colloquial)

Plural Pronouns		
Person	French	English
1st person	Nous	We
2nd person	Vous	You
3rd person	Ils Elles	They (masculine) They (feminine)

Important Notes

- In French, **je** (I) is not capitalized, except at the beginning of a sentence.
- **Tu** is informal, whereas **vous** is formal (see Chapter 1). **Vous** is also the plural form of **tu** and in this case, it is neither formal nor informal.
- In French, not only people but also things have gender. That is to say, things are either masculine or feminine. There is no separate pronoun for **it**. **Il** is masculine, used for **he** or masculine **it**. **Elle** is feminine, used for **she** or feminine **it**.
- **On** means one and is used in contexts where English speaker might use you informally. In Canadian English, the subject pronoun **one** (e.g., “Where does one sit at a hockey game?”) sounds stuffy, but its use is extremely common in French. **On** is also used in spoken French to mean **we**.
- If there is a mix of masculine and feminine people or objects, French always uses the masculine plural. A group of ten women and one man would use the subject pronoun **ils**.

Exercice 5 : Subject Pronouns

Identify the French subject in each of the following sentences and give its English equivalent.

Modèle: In the sentence “Elle est américaine,” **elle** is the French subject, and **she** is its English equivalent.

1. Ils sont professeurs.

2. On mange beaucoup à Noël.
3. Nous sommes étudiants.
4. Elles dansent bien.
5. Il aime Chantal.
6. Tu es jeune.

Exercice 6 : More Subject Pronouns

Indicate which French subject pronoun you would use to correspond to the subject in each of the following sentences.

Modèle: In the sentence “My **sister** is tall”, the French subject pronoun that corresponds with sister is **elle**.

1. **I** like apples.
2. **Teachers** are often helpful.
3. Are **you** coming to class today?
4. **George and I** are going to the movies tonight.
5. **My mother** is not strict.
6. **He** eats a lot of protein.
7. **Maria, Caroline, Christina, and John** are in my study group.
8. **We** speak French in class.

This section includes content derived from [Liberté](#), originally released under CC BY-NC-SA, and [Tex's French Grammar](#), originally released under CC BY 3.0.

2.4 The Verb Être

The verb **être** (to be) is an irregular verb in the present tense. In **il/elle/on est** form, the s is not pronounced. In the **vous êtes** form, the s is pronounced as a or z to link with the vowel **ê** in **êtes**.

The Singular Form of the Verb Être

Person	French	English
1st person	Je suis	I am
2nd person	Tu es	You are
3rd person	Il est	He/it is
	Elle est	She/it is
	On est	One/we is

The Plural Form of the Verb Être

Person	French	English
1st person	Nous sommes	We are
2nd person	Vous êtes	You are (formal or plural)
3rd person	Ils sont	They (masc.) are
	Elles sont	They (fem.) are

Exercice 7 : Être

Part A

Write the proper form of the verb **être** in each blank. Then write an English translation for each sentence. If you do not know what a word means, make your best guess.

Fill in the Blanks

1. Je [Blank 1] intelligent.
2. Marie [Blank 2] mexicaine.
3. Nous [Blank 3] contents.
4. Philippe [Blank 4] petit.
5. Elles [Blank 5] intelligentes.
6. Hélène [Blank 6] blonde.
7. Vous [Blank 7] français?

8. Je [Blank 8] français.
9. Georges et Marie [Blank 9] petits.
10. Le président [Blank 10] sérieux.
11. Tu [Blank 11] content?
12. Paul et moi [Blank 12] canadiens.

Part B

Now write an English translation for each sentence. If you do not know what a word means, make your best guess.

This section includes content derived from [Liberté](#), originally released under CC BY-NC-SA, and [Tex's French Grammar](#), originally released under CC BY 3.0.

2.5 Les Nombres 11-59

Vocabulary

Use the table below to review the vocabulary words related to **numbers**. Listen to the French pronunciations using the following audio recording.



An audio element has been excluded from this version of the text. You can listen to it online here:
<https://ecampusontario.pressbooks.pub/frenchcopy/?p=39>

NUMBER	FRENCH SPELLING
11	onze
12	douze
13	treize
14	quatorze
15	quinze
16	seize
17	dix-sept
18	dix-huit
19	dix-neuf
20	vingt
21	vingt et un
22	vingt-deux
23	vingt-trois
24	vingt-quatre
25	vingt-cinq
26	vingt-six
27	vingt-sept
28	vingt-huit
29	vingt-neuf
30	trente
31	trente et un
32	trente-deux
33	trente-trois
34	trente-quatre
35	trente-cinq
36	trente-six
37	trente-sept
38	trente-huit
39	trente-neuf
40	quarante
41	quarante et un
42	quarante-deux
43	quarante-trois
44	quarante-quatre
45	quarante-cinq
46	quarante-six
47	quarante-sept
48	quarante-huit

NUMBER	FRENCH SPELLING
49	quarante-neuf
50	cinquante
51	cinquante-et-un
52	cinquante-deux
53	cinquante-trois
54	cinquante-quatre
55	cinquante-cinq
56	cinquante-six
57	cinquante-sept
58	cinquante-huit
59	cinquante-neuf

Exercice 8 : Les Nombres

Write the numbers that correspond to the words.

1. quarante-deux
2. trente-six
3. onze
4. seize
5. vingt et un
6. douze
7. dix-huit
8. trente-quatre
9. treize
10. cinquante-sept
11. vingt-neuf
12. quarante-cinq

Exercice 9 : Les Nombres en Lettres

Write out the following numbers in words.

1. 9
2. 4
3. 23
4. 37
5. 44

6. 15
7. 2
8. 49
9. 58
10. 31
11. 26
12. 57

Exercice 10 : Quel âge as-tu?

Ask five different people in the classroom about their age. Write down their name (**prénom**) and age (**âge**).

Modèle : Quel âge as-tu? J'ai vingt ans. / How old are you? I'm twenty years old.

This section includes content derived from [Liberté](#), originally released under CC BY-NC-SA.

Chapter 3



Learning Objectives

In this chapter, you will practice using the vocabulary for days, months and dates. Following this, you will begin to explore adjectives and the verb *Avoir*. Lastly, you'll finish the chapter by learning words for family members, and applying possessive adjectives to describe your relationship to family members.

Chapter Summary

- 3.1 La Date
- 3.2 Adjectives
- 3.3 The Verb *Avoir*
- 3.4 La Famille
- 3.5 Possessive Adjectives

3.1 La Date

Days of the Week

In French, the days of the week (**le jours de la semaine**) are not capitalized, and the week (**la semaine**) begins on Monday (**lundi**).

Vocabulary

Use the table below to review the vocabulary words related to **days of the week**. Listen to the French pronunciations using the following audio recording.



An audio element has been excluded from this version of the text. You can listen to it online here:
<https://ecampusontario.pressbooks.pub/frenchcopy/?p=44>

Les jours de la semaine (the days of the week)

FRENCH	ENGLISH
le calendrier	the calendar
le jour	the day
Quels sont les jours de la semaine?	What are the days of the week?
lundi	Monday
mardi	Tuesday
mercredi	Wednesday
jeudi	Thursday
vendredi	Friday
samedi	Saturday
dimanche	Sunday
C'est quel jour?	What day is it?
C'est lundi.	It's Monday.
aujourd'hui	today
demain	tomorrow
la semaine	the week
la semaine prochaine	next week
la semaine dernière	last week
le week-end ou le fin de semaine	the weekend

Months and Dates

In French, the months (**les mois**) are also not capitalized. The date (**la date**) is written in the following manner: le + cardinal number + month. The only exception is the first of the month, which requires the use of an ordinal number (le premier)/the first).

Vocabulary

Use the table below to review the vocabulary words related to **months and dates**. Listen to the French pronunciations using the following audio recording.



An audio element has been excluded from this version of the text. You can listen to it online here:

<https://ecampusontario.pressbooks.pub/frenchcopy/?p=44>

La date et les mois / the date and the months

FRENCH

Quelle est la date?

C'est le premier septembre.

C'est le deux octobre.

C'est le 30 août.

le mois

Quels sont les mois de l'année?

janvier

février

mars

avril

mai

juin

juillet

août

septembre

octobre

novembre

décembre

ENGLISH

What's the date?

It's September 1st.

It's October 2nd.

It's August 30th.

the month

What are the months of the year?

January

February

March

April

May

June

July

August

September

October

November

December

3.2 Adjectives

An adjective is a word that describes a noun or pronoun. The major differences between adjectives in French and English are agreement and placement. In English, an adjective usually comes before the noun it modifies and it does not change. In French, an adjective is usually placed after the noun it modifies and must agree in gender and number with the noun.

Vocabulary

Use the table below to review the vocabulary words that are examples of common **adjectives**. Listen to the French pronunciations using the following audio recording.



An audio element has been excluded from this version of the text. You can listen to it online here:
<https://ecampusontario.pressbooks.pub/frenchcopy/?p=46>

French	English
ennuyeux / ennuyeuse	boring
heureux / heureuse	happy
intelligent / intelligente	intelligent
intéressant / intéressante	interesting
nerveux / nerveuse	nervous
paresseux / paresseuse	lazy
sérieux / sérieuse	serious
sportif / sportive	athletic
timide	shy, timid
travailleur / travailleuse	hard-working
bon / bonne	good
grand / grande	tall, big
gros / grosse	big, fat
jeune	young
mauvais / mauvaise	bad
petit / petite	little

Formation

In French, adjectives agree in both number (singular or plural) and gender (masculine or feminine) with the noun or pronoun they modify. For regular adjectives, the masculine form is the base form to which endings are added.

General Rules

Generally, the feminine adjective is formed by adding an **e** and the plural adjective is formed by adding **s**:

Gender	Singular	Plural
Masculine	intelligent	intelligents
Feminine	intelligente	intelligentes

If the masculine singular ends in **e**: do not change feminine, add an **s** for plural:

Gender	Singular	Plural
Masculine	timide	timides
Feminine	timide	timides

If the masculine singular adjective ends in an **s**, add an **e** for feminine and **s** for feminine plural, but do not add an **s** for masculine plural:

Gender	Singular	Plural
Masculine	français	français
Feminine	française	françaises

Two other common changes occur with adjectives ending in **f** and **x**. If the masculine singular adjective ends in **f**, then it changes to **ve** in the feminine:

Gender	Singular	Plural
Masculine	actif	actifs
Feminine	active	actives

If the masculine singular adjective ends in **x**, then it changes to **se** in the feminine (but remains **x** in the masculine plural):

Gender	Singular	Plural
Masculine	heureux	heureux
Feminine	heureuse	heureuses

Placement

In French, most adjectives come **after** the noun, unlike in English where the adjective precedes the noun:

Example: Un garçon intelligent / An intelligent boy

However, some adjectives are placed **before** the noun:

Example: Un petit garçon / A small boy

The following are adjectives commonly placed before the noun:

French	english
Un beau livre.	A beautiful book.
Un bon professeur.	A good professor.
Un grand ordinateur.	A big computer.
Un gros dictionnaire.	A fat dictionary.
Une jeune fille.	A young girl.
Un mauvais étudiant.	A bad student
Un nouveau sac à dos.	A new backpack.
Un petit garçon.	A small boy.

Exercice 1 : Gender and Number in Adjectives

Follow the *General Rules* on adjective formation outlined above. For each term below, provide the correct form for the four different types of form: masculine singular, feminine singular, masculine plural and feminine plural.

Example: intelligent, intelligente, intelligents, intelligentes

1. grand (big)
2. rouge (red)
3. sportif (athletic)
4. strict (strict)
5. amusant (funny)

6. nerveux (nervous)
7. content (happy)
8. calme (calm)

Exercice 2 : Adjective Agreement

Each of the following pairs or groups of friends have a lot in common. Use the adjective given to complete the accompanying sentence; make sure the adjective agrees in gender and number with the people it describes.

Example: Georges est grand. Marie est grande.

Fill in the Blanks

1. Paul est américain. Suzanne est [blank 1 – feminine].
2. Jean est français. Clair est [blank 2 – feminine].
3. Marc est [blank 3 – masculine]. Marthe est petite.
4. L'étudiant est [blank 4 – masculine]. L'étudiante est contente.
5. Le premier ministre est intelligent. Sa femme est [blank 5 – feminine].
6. Philippe est [blank 6 – masculine]. Caroline est paresseuse.
7. Pierre et Michel sont sérieux. Marie et Lise sont [blank 7 – feminine].
8. Colin et Julien sont [blank 8 – masculine]. Sylvie et Nathalie sont timides.
9. Ils sont [blank 8 – masculine]. Elles sont actives.

Exercice 3 : People

Name people who fit each of the descriptions. Don't forget to look up any words you don't recognize.

1. un acteur amusant
2. une actrice sérieuse
3. un homme paresseux
4. un chanteur intelligent
5. une femme ennuyeuse
6. un film intéressant
7. un grand pays
8. une voiture sportive

9. un bon acteur
10. une mauvaise actrice
11. un acteur canadien
12. une jeune chanteuse
13. une belle femme
14. un beau film
15. un petit pays
16. une grosse voiture

This section includes content derived from [Français Interactif](#), originally released under CC-BY, [Liberté](#), originally released under CC BY-NC-SA, and [Tex's French Grammar](#), originally released under CC BY 3.0.

3.3 The Verb Avoir

Like **être**, the verb **avoir** (to have) is an irregular verb in the present tense. That means that its conjugation does not follow a regular pattern and all its forms must be memorized.

The Singular Form of the Verb Avoir

Person	French	English
1st person	J'ai	I have
2nd person	Tu as	You have
3rd person	Il a	He/it has
	Elle a	She/it has
	On a	One has

The Plural Form of the Verb Avoir

Person	French	English
1st person	Nous avons	We have
2nd person	Vous avez	You have (formal or plural)
3rd person	Ils ont	They (masc.) have
	Elles ont	They (fem.) have

Important Notes

- When the conjugated verb begins with a vowel, **je** changes to **j'**. This elision always occurs when **je** precedes a vowel or silent **h**. When elision is made between two words, they are pronounced as one word.
- In the plural forms liaison occurs; the “s” of the pronoun is linked to the following vowel sound and pronounced like a [z].

Uses

To show possession:

Il a deux livres. / He has two books.

To talk about age (**avoir + number + ans**):

J'ai vingt ans. / I'm twenty years old.

To express "there is/there are":

Il y a vingt-six étudiants dans la salle de classe. / There are twenty-six students in the classroom.

Il y a une bonne cafétéria à l'université / There is a good cafeteria at the University.

Exercice 4: Conjugating Avoir

Use the proper form of the verb **avoir** to write sentences with the information provided below.

Modèle: Il / une grande voiture : Il a une grande voiture.

1. Je / deux livres et un cahier.
2. Marie / un sandwich.
3. Nous / des photos de notre famille.
4. Christine et Suzanne / des stylos.
5. Vous / des livres?
6. Je / une orange.
7. Le professeur / les devoirs des étudiants.
8. Tu / un dictionnaire?
9. Paul et moi / nos devoirs.

This section includes content derived from [Liberté](#), originally released under CC BY-NC-SA.

3.4 La Famille

Vocabulary

Review the following vocabulary words related to the family.

ENGLISH	FRENCH
la famille	the family
un homme	man
une femme	woman, wife
un mari	husband
un fiancé / une fiancée	fiancé / fiancée
des parents	parents, relatives
un père, un papa	father, dad
une mere, une maman	mother, mom
un/une enfant	child
un fils	son
une fille	daughter
un fils unique	only child (male)
une fille unique	only child (female)
un frère	brother
une soeur	sister
des grands-parents (m)	grandparents
un grand-père	grandfather
une grand-mère	grandmother
un oncle	uncle
une tante	aunt
un neveu	nephew
une nièce	niece



An audio element has been excluded from this version of the text. You can listen to it online here:


<https://ecampusontario.pressbooks.pub/frenchcopy/?p=51>

Une Famille Québécoise

Read the following description of H el ene's family. Use the family tree below to familiarize yourself with each of H el ene's family members.

Voici la famille d'H el ene. Il y a 6 personnes dans sa famille: les parents et les 4 enfants. Le p ere d'H el ene s'appelle Michel et sa m ere s'appelle Jacqueline. H el ene a aussi deux soeurs et un fr ere. Sophie est la s eur d'H el ene. Elle a aussi une autre s eur, Caroline. Le b eb , Marc, le fr ere d'H el ene, est plus jeune que Sophie. Les parents d'H el ene sont de Montr eal mais la famille habite   Sherbrooke.

A Family Tree



Exercice 5 : La famille d' H el ene

Based on the description of H el ene's family, name the following people:

1. Le p ere de Marc
2. Les s eurs d'H el ene

3. Le mari de Jacqueline
4. Le frère de Caroline
5. Les enfants de Michel et Jacqueline

Exercice 6 : La famille Simpson

Use the following Wikipedia article to research The Simpsons family relationships.

List of the Simpsons characters. (2018). In *Wikipedia*. Retrieved March 3, 2018, from https://en.wikipedia.org/wiki/List_of_The_Simpsons_characters

Then use the family vocabulary outlined at the start of section 3.4 to complete the following chart of family relationships. Don't forget to include definite articles!

Example: Marge est **la femme** de Homer.

Fill in the Blanks

1. Homer est [blank 1] de Marge.
2. Marge et Homer son [blank 2] de Maggie, Lisa et Bart.
3. Maggie, Lisa et Bart sont [blank 3] de Marge et Homer.
4. Lisa et Maggie sont [blank 4] de Bart.
5. Bart est [blank 5] de Maggie et Lisa.
6. Marge est [blank 6] de Maggie Lisa et Bart.
7. Homer est [blank 7] de Maggie Lisa et Bart.
8. Patty et Selma sont [blank 8] de Marge.
9. Patty et Selma sont [blank 9] de Maggie Lisa et Bart.
10. Grampa Simpson est [blank 10] de Maggie, Lisa et Bart.

This section includes content derived from [Liberté](#), originally released under CC BY-NC-SA, and [Français Interactif](#), originally released under CC-BY.

3.5 Possessive Adjectives

As demonstrated in the previous exercise, in French you can indicate possession by using the preposition **de**:

Le livre de Marie. / Marie's book
Les cousins de Joseph. / Joseph's cousins

You can also indicate possession by using a possessive adjective, the equivalent of “my,” “her,” “our,” etc. Possessive adjectives are used before the noun and must agree in gender and number with the noun they modify. Thus, if the noun is feminine, the possessive article must be feminine. For example, the feminine noun **famille** requires a feminine form.

Mon sac est bleu. / My purse is blue.
Ta mère s'appelle Renée. / Your mother is named Renée.
Leurs enfants sont grands. / Their children are big.

Possessive Adjectives

MASCULINE SINGULAR	FEMININE SINGULAR	PLURAL	ENGLISH
mon	ma	mes	my
ton	ta	tes	your (familiar)
son	sa	ses	his or her or its
notre	notre	nos	our
votre	votre	vos	your (formal or plural)
leur	leur	leurs	their

Note that the possessive adjective **sa** has three potential translations in English: **his, her, or its**. To determine which meaning is intended, you must look at the context.

Exercice 7 : Les Adjectifs Possessifs

Select the correct form of the possessive adjective. Don't forget to make sure that the possessive adjective corresponds to the noun in gender and number.

mon, ma, mes

1. mon/ma/mes père
2. mon/ma/mes mère
3. mon/ma/mes amies
4. mon/ma/mes amis

ton, ta, tes

1. ton/ta/tes parents
2. ton/ta/tes amie
3. ton/ta/tes frère
4. ton/ta/tes soeurs

son, sa, ses

1. son/sa/ses devoirs
2. son/sa/ses professeur
3. son/sa/ses amies
4. son/sa/ses amis

notre, nos

1. notre/nos livres
2. notre/nos fille
3. notre/nos examen
4. notre/nos profs

votre, vos

1. votre/vos cousins

2. votre/vos copines
3. votre/vos tante
4. votre/vos parents

leur, leurs

1. leur/leurs copains
2. leur/leurs camarade
3. leur/leurs mère
4. leur/leurs amis

Exercice 8 : Mes choses

In this exercise, each person has his or her own possessions. Complete the sentence with the correct possessive adjective.

Fill in the Blanks

1. Jules a [blank 1 – possessive adjective] ordinateur.
2. Marie et Michèle ont [blank 2 – possessive adjective] stylo.
3. Le professeur a [blank 3 – possessive adjective] craie.
4. Nous avons [blank 4 – possessive adjective] radio.
5. Est-ce que tu as [blank 5 – possessive adjective] devoirs?
6. Vous avez [blank 6 – possessive adjective] sac.
7. Christophe et moi avons [blank 7 – possessive adjective] voitures.
8. J'ai [blank 8 – possessive adjective] livre.
9. Marie a [blank 9 – possessive adjective] dictionnaire.
10. Vous avez [blank 10 – possessive adjective] téléphone?

This section includes content derived from [Français Interactif](#), originally released under CC-BY, [Liberté](#), originally released under CC BY-NC-SA, and [Tex's French Grammar](#), originally released under CC BY 3.0.

3.6 Ma Famille

Exercice 9 : Comment sont-ils?

Describe your family with an adjective for each family member. Make sure you use different adjectives for each person.

Fill in the Blanks

1. Mon père s'appelle [blank 1 – prénom] et il est [blank 2 – description].
2. Ma mère s'appelle [blank 3 – prénom] et elle est [blank 4 – description].
3. Mon frère s'appelle [blank 5 – prénom] et il est [blank 6 – description].
4. Ma grand-mère s'appelle [blank 7 – prénom] et elle est [blank 8 – description].
5. Mon oncle s'appelle [blank 9 – prénom] et il est [blank 10 – description].
6. Je m'appelle [blank 11 – prénom] et je suis [blank 12 – description].
7. Ma cousin s'appelle [blank 13 – prénom] et elle est [blank 14 – description].

Exercice 10 : Un Arbre Généalogique

Draw your family tree (*un arbre généalogique*) and explain it to a classmate.

Modèle: Il y a six personnes dans ma famille. Mon père s'appelle Philippe et ma mère s'appelle Pauline. Mon père a cinquante-cinq ans. J'ai 2 frères...

This section includes content derived from [Liberté](#), originally released under CC BY-NC-SA.

Chapter 4



Learning Objectives

In this chapter, you will practice using the vocabulary for describing places in the city, and use this vocabulary to express where you are going, where you are from, and where you are located. Lastly, you will learn the the vocabulary for the numbers 60 to 100.

Chapter Summary

- 4.1 La Ville
- 4.2 Aller
- 4.3 Expressions with Être
- 4.4 Les Nombres 60-100

4.1 La Ville

Vocabulary

Use the table below to review the vocabulary words related to **parts of a city**. Listen to the French pronunciations using the following audio recording.



An audio element has been excluded from this version of the text. You can listen to it online here:
<https://ecampusontario.pressbooks.pub/frenchcopy/?p=60>

La Ville / The City

FRENCH	ENGLISH
la ville	city
une place	public square
une rue	street
un boulevard	boulevard
une avenue	avenue
un quartier	neighbourhood
l'arrondissement (m)	administrative district in a large city (e.g. Paris)
le centre-ville	downtown
la banlieue	suburbs
un bâtiment	building
un bureau	office
un immeuble	apartment building
une maison	house
un hôtel	hotel
une boutique	boutique
un magasin	store
un centre commercial	shopping center, mall
un supermarché	supermarket
un café	café
un restaurant	restaurant
un musée	museum
un cinéma	movie theater
une boîte de nuit / une discothèque	a nightclub, dance club
un théâtre	theater
un stade	stadium
un parking	parking lot
un parc	park
un jardin public	park, large garden
un fleuve	river
un pont	bridge
une banque	bank
un bureau de poste	post office
une boîte aux lettres	mailbox
une cabine téléphonique	phone booth
une laverie	laundromat





FRENCH	ENGLISH
l'hôtel de ville (m)	city hall, mayor's office
la mairie	city hall, mayor's office
l'office du tourisme (m)	tourist information office
un hôpital	hospital
un aéroport	airport
une gare	train station
une école (6 ans à 11 ans)	school
un collège (11 ans à 15 ans)	junior high, middle school
un lycée (15 ans à 18 ans)	high school
une université	university
une bibliothèque	library
une église	church
une cathédrale	cathedral
une mosquée	mosque
une synagogue	synagogue
un temple (protestant)	temple

Les petits commerces / Small businesses

FRENCH	ENGLISH
une épicerie	grocery store
une boucherie	butcher shop
une charcuterie	pork butcher's shop, deli
un traiteur	deli, catering shop
une boulangerie	bakery
une pâtisserie	pastry shop
un bureau de tabac	tobacco shop
une librairie	bookstore
une papeterie	paper/stationery store
une pharmacie	pharmacy

Exercice 1: Quel place?

What places are associated with the icons/images below?



Vocabulary

Use the table below to review the vocabulary words related to **asking for and giving directions / getting your bearings**. Listen to the French pronunciations using the following audio recording.



An audio element has been excluded from this version of the text. You can listen to it online here:
<https://ecampusontario.pressbooks.pub/frenchcopy/?p=60>

S'orienter / Getting Your Bearings

FRENCH	ENGLISH
Où se trouve...?	Where is...?
(Où se trouve la poste?)	(Where is the post office?)
à côté (de)	beside, next to
à deux pas (de)	just a step from
à droite (de)	on the right
à gauche (de)	on the left
au bout (de)	at the far end of
au carrefour (de)	at the intersection of
au centre	in the center
au coin (de)	at the corner of
chez	at someone's house
derrière	behind
devant	in front of
en face (de)	facing, opposite
en ville	in the city
loin (de)	far
près (de)	near, close
sous	under
sur	on
sur votre droite/gauche	on your right/left
tout droit	straight ahead
tout près	nearby

Exercice 2: Où se trouve?

Translate the following sentences into French.

1. The train station is to the right of the post office.
2. The school is behind the hospital.
3. The stadium is close to the university.
4. The bank is at the end of the street.
5. The pharmacy is on Rue Villeneuve.
6. The school faces the café.
7. The shopping center is far from downtown

This section includes content derived from [Français Interactif](#), originally released under CC-BY.

4.2 The Verb Aller

The verb **aller** is **irregular in the present tense**. In the **nous** and **vous** forms liaison occurs; the “s” of the pronoun is linked to the following vowel sound and pronounced like a [z].

The Singular Form of the Verb Aller

Person	French	English
1st person	Je vais	I go
2nd person	Tu vas	You go
3rd person	Il va	He/it goes
	Elle va	She/it goes
	On va	One/we goes

The Plural Form of the Verb Aller

Person	French	English
1st person	Nous allons	We go
2nd person	Vous allez	You go (formal or plural)
3rd person	Ils vont	They (masculine) go
	Elles vont	They (feminine) go

To Go Somewhere

To express that you are going somewhere in French, you must use the correct form of the present tense of the verb **aller** and the preposition **à**:

aller + à + place

The preposition **à** must change form before the masculine definite or plural definite article that accompanies the noun (place). The various combinations of **à + aller** are as follows:

- aller + à (no definite article) + city

Nous allons à Toronto.

- aller + à la + feminine, singular place

Tu vas à la bibliothèque.

- aller + au (à + le) + masculine, singular place

On va au café.

- aller + à l'+ place that begins with a vowel or a silent h

Vous allez à l'aéroport.

- aux + plural place, masculine or feminine

Maria va aux Etats-Unis.

Exercice 3: Let's go!

Part One

Decide which of the above **à + aller + place** combinations you need for each place below.

Modèle: église / aller à l'église

1. aéroport
2. hôtel
3. magasin
4. salon
5. banque

6. cinéma
7. pharmacie
8. cuisine
9. parc
10. marché
11. bibliothèque
12. supermarché
13. café
14. classe
15. Paris
16. gare
17. théâtre
18. restaurant

Part Two

Translate each sentence. Use the correct form of **aller** and the preposition **à**.

Modèle: You (formal) are going to the hospital. / Vous allez à l'hôpital.

1. We are going to the movies.
2. They are going to the bank.
3. I am going to the university.
4. Is she going to the park?
5. You (familiar, singular) are going to the pharmacy.
6. Claude and I are going to Paris.
7. He is going to the café.
8. You (plural) are going to the restaurant.
9. Paul and I are going to the library.
10. Marie, Claire, Anne and Luc are going to the airport.
11. They are going to the office.
12. Marie and Michel are going to Quebec City.

Exercice 5: Où vont-ils ?

Conjugate the verb and combine the elements **qui et où** (who and where) with the correct form of the preposition **à** to indicate in a **phrase** (sentence) where each person is going. Remember that the preposition **à** must change form before the masculine definite or plural definite article.

Fill in the Blanks

Où vont-ils?

QUI	OÙ	PHRASE
Jacques	la banque	Jacques va à la banque.
Nous	la gare	[Blank - Phrase #1]
Tu	l'université	[Blank - Phrase #2]
Mes frères	l'école	[Blank - Phrase #3]
Je	la mosquée	[Blank - Phrase #4]
Vous	le restaurant	[Blank - Phrase #5]
Charles et Sylvie	la bibliothèque	[Blank - Phrase #6]
Ma mère et moi	l'église	[Blank - Phrase #7]
Luc	Montréal	[Blank - Phrase #8]
Mon père	le café	[Blank - Phrase #9]
Je	le musée	[Blank - Phrase #10]
Christophe et Paul	le supermarché	[Blank - Phrase #11]
Tu	le jardin public	[Blank - Phrase #12]
Yasmine	la librairie	[Blank - Phrase #13]
Ton ami et toi	le cinéma	[Blank - Phrase #14]

This section includes content derived from [Liberté](#), originally released under CC BY-NC-SA.

4.3 Expressions with Être

Être + de

To express a place of origin (where you are from), you can use the verb **être** and the preposition **de** (from):

être + de + ville/pays

Je suis de Paris / I am from Paris

Être + à

To express where you are located (at), you can use the verb **être** and the preposition **à** (at):

être + à + place.

Nous sommes au supermarché. / We are at the supermarket.

Don't forget that it is necessary to make changes to the preposition **à** if it is followed by a masculine definite article (**à + le = au**) or plural definite article (**à + les = aux**).

Exercice 6: Être + de

Translate the following sentences into French.

1. Luc is from Bern.
2. We are from Kinshasa.
3. They are from Port Vila.
4. She is from Port-au-Prince.

Exercice 7: Être + à

Translate the following sentences into French.

1. I am at the market.
2. Paul and Luc are at the theatre.
3. Marie and I are at the park.
4. We are at the hotel.
5. You (familiar, sing.) are at the train station.

4.4 Les Nombres 60-100

From 60-99, numbers in standard French are counted by 20s instead of by 10s. This means that to say “77,” you say “60-17.”

Vocabulary

Use the table below to review the vocabulary words related to **numbers**. Listen to the French pronunciations using the following audio recording.



An audio element has been excluded from this version of the text. You can listen to it online here:
<https://ecampusontario.pressbooks.pub/frenchcopy/?p=66>

NUMBER	FRENCH SPELLING
60	soixante
61	soixante et un
62	soixante-deux
63	soixante-trois
64	soixante-quatre
65	soixante-cinq
66	soixante-six
67	soixante-sept
68	soixante-huit
69	soixante-neuf
70	soixante-dix
71	soixante et onze
72	soixante-douze
73	soixante-treize
74	soixante-quatorze
75	soixante-quinze
76	soixante-seize
77	soixante-dix-sept
78	soixante-dix-huit
79	soixante-dix-neuf
80	quatre-vingts
81	quatre-vingt-un*
82	quatre-vingt-deux
83	quatre-vingt-trois
84	quatre-vingt-quatre
85	quatre-vingt-cinq
86	quatre-vingt-six
87	quatre-vingt-sept
88	quatre-vingt-huit
89	quatre-vingt-neuf
90	quatre-vingt-dix
91	quatre-vingt-onze*
92	quatre-vingt-douze
93	quatre-vingt-treize
94	quatre-vingt-quatorze
95	quatre-vingt-quinze
96	quatre-vingt-seize
97	quatre-vingt-dix-sept

NUMBER	FRENCH SPELLING
98	quatre-vingt-dix-huit
99	quatre-vingt-dix-neuf
100	cent

Cultural Note

In most French-speaking countries, including France, Canada, and former French colonies in Africa and the Caribbean, numbers from 60 to 100 are counted by 20s instead of by 10s. This is generally considered to be a remnant of the Celtic language spoken in France before the Romans invaded. French speakers in Belgium, Switzerland, and the former Belgian colonies in Africa have adopted somewhat easier systems. In the Belgian system, *soixante-dix* = *septante* and *quatre-vingt-dix* = *nonante*. However, the vast majority of French speakers use the standard French form.

Exercice 7: Les nombres 60-100 en chiffres

Write the number that corresponds to each of the words below.

1. quatre-vingt-six
2. quatre-vingt-quinze
3. soixante-dix-neuf
4. soixante et onze
5. quatre-vingt-quatre
6. quatre-vingt-seize
7. soixante-deux
8. soixante-douze
9. quatre-vingt-dix
10. soixante-sept

Exercice 8: Les nombres 60-100 en mots

Write out the following numbers in words.

- 98
- 61
- 83
- 75

- 69
- 92
- 80
- 64
- 73
- 9

This section includes content derived from [Liberté](#), originally released under CC BY-NC-SA.

Chapter 5



Learning Objectives

In this chapter, you will practice using the vocabulary for describing pastimes and activities, and use this vocabulary to engage in related conversations. Secondly, you'll explore the singular and plural forms of regular verbs commonly used in conversation. Lastly, you will learn the the vocabulary for the numbers 100 to 30 000!

Chapter Summary

5.1 Les Passe-Temps et Les Activités

5.2 Regular Verbs

5.3 Les Nombres 100-30 000

5.1 Les Passe-Temps et Les Activités

Vocabulary

Use the table below to review the vocabulary words related to **pastimes and activities**. Listen to the French pronunciations using the following audio recording.



An audio element has been excluded from this version of the text. You can listen to it online here:
<https://ecampusontario.pressbooks.pub/frenchcopy/?p=71>

Les passe-temps et les activités / Pastimes and activities

FRENCH	ENGLISH
aimer	to like, to love
la musique classique	classical music
le jazz	jazz
le hip-hop	hip-hop
le basket	basketball
le golf	golf
le hockey	hockey
le tennis	tennis
le football	football
le volleyball	volleyball
les cartes (f)	cards
jouer à (+ a sport)	to play (+ a sport)
jouer de (+ an instrument)	to play (+ an instrument)
la guitare	guitar
le piano	piano

Exercice 1: Les passe-temps

Ask a neighbour about his favourite music, past time or activity.

Fill in the Blanks

Q: Quel est ton passe-temps préféré?

R: Mon passe-temps préféré est [blank 1 - passe-temps ou activité].

Q : Quel est ta musique préféré?

R: Ma musique préféré est [blank 2 - musique].

5.2 Regular Verbs

The verbs **aimer** (to like, to love) and **jouer** (to play) are regular -er verbs in the present tense. This means that when they are conjugated they follow a similar pattern.

Conjugating Regular “er” Verbs

Every verb has two parts: the stem and the ending. The stem is the verb’s main part, it generally remains unchanged as it conveys the meaning. The ending for its part, will change to indicate the subject who is performing the action and the verb tense (past, present or future). For example, in the infinitive (the unconjugated form) the verb **aimer** is made up of the stem (“aim”) and the ending (“er”).

To conjugate the verb, the first step is to drop the infinitive ending (“er”) and add the ending that is specific to the subject (**e, es, e, ons, ez, ent**).

verb stem + ending (**e, es, e, ons, ez, ent**).

Aimer

The verb **aimer** (to love, to like) can be used to express preferences or likes and dislikes:

Examples:

J'aime le golf. / I love golf.

Tu n'aimes pas le hip hop. / You don't like hip hop.

Negation

In French, to negate an affirmative sentence or to write a negative sentence *ne ... pas* is placed around the conjugated verb. Note that the *ne* changes to *n'* before a verb beginning with a vowel or a silent *h*.

The Singular and Plural Forms of the Verb Aimer

Person	French	English
1st Person Singular	J' aime	I love
2nd Person Singular	Tu aimes	You love
3rd Person Singular	Il/elle/on aime	He/she/one loves
1st Person Plural	Nous aimons	We love
2nd Person Plural	Vous aimez	You love (formal or plural)
3rd Person Plural	Ils/elles aiment	They love

Jouer

The verb **jouer** (to play) is typically used to talk about playing a sport or an instrument, but in French it requires a preposition, as you will see later on.

Examples:

Il joue au football. / He plays football.

Marie et toi ne jouez pas du piano. / Marie and you don't play (the) piano.

The Singular and Plural Forms of the Verb Jouer

Person	French	English
1st Person Singular	Je joue	I play
2nd Person Singular	Tu joues	You play
3rd Person Singular	Il/elle/on joue	He/she/one plays
1st Person Plural	Nous jouons	We play
2nd Person Plural	Vous jouez	You play (formal or plural)
3rd Person Plural	Ils/elles jouent	They play

Important Notes

- Don't forget that when the conjugated verb begins with a vowel, **je** changes to **j'**. This elision always occurs when **je** precedes a vowel or silent **h**. When elision is made between two words, they are pronounced as one word.
- Four of the six forms (**je**, **tu**, **il**, and **ils**) in “er” verbs are pronounced exactly the same, although they are written differently. This is why the subject noun or pronoun must be used in French.
- In the plural forms liaison occurs: the “s” of the pronoun is linked to the following vowel sound and pronounced like a [z].

Jouer à

To talk about playing certain sports, we use the verb **jouer**:

jouer + à + le sport

Note that that the noun (sport) must be accompanied by a definite article (le, la l', les) and as a result the preposition **à** may require a change (à + le = au, à + les = aux).

Jouer de

We can also use the verb **jouer** (to play) with the preposition **de** to talk about playing an instrument:

jouer + de + un instrument

The preposition de requires certain changes when accompanied by a definite article:

- de + la = de la

Example: Je joue de la guitare.

- de + le = du

Example: Il joue du piano.

- de + les = des

Example: Nous jouons des instruments.

Exercice 2: Aimer et Jouer

Part A

Conjugate the verbs in the brackets using the correct form in the present tense.

1. Nous (aimer) le hockey.
2. Vous (jouer) au badminton.
3. Il (jouer) au football.
4. Tu (aimer) le jazz.
5. Je (aimer) le golf.
6. Je (jouer) aux cartes.
7. Sophie (jouer) au tennis et Jeanne (jouer) au baseball. Elles (aimer) les sports.

Part B

Rewrite the above sentences in the negative. Don't forget to use **ne...pas**.

Other Regular -ER Verbs

To conjugate other regular verbs that end in “er”, you follow the same pattern: using the verb stem (after dropping the infinitive ending “er”), you need to add the ending that corresponds to the subject.

Regular Verb Conjugation
verb stem + ending (e, es, e, ons, ez, ent)

For example, ils + danser (they + to dance) becomes ils dansent (they dance).

Exercice 3: Regular Verbs

Review the following list of activities.

FRENCH	ENGLISH
chanter (du karaoké)	to sing (karaoke)
danser	to dance
écouter	to listen
étudier (le français)	to study (French)
parler (à la fête)	to speak (at the party)
manger (de la pizza)	to eat (pizza)
surfer sur internet	to surf the internet
téléphoner (à un ami)	to phone (a friend)
utiliser (l'ordinateur)	to use (the computer)
acheter*	to buy

* Please note, the e in the last syllable of the acheter stem changes to è for all the conjugations, except nous and vous (j'achète, tu achètes, il/elle/on achète, nous achetons, vous achetez, ils/elles achètent).

Several of the activities are depicted in the pictures below. Write a sentence describing what each person is the pictures below is doing. Don't forget to conjugate the verb!



A man sings and a woman observes.



A student studies French.



A girl dances.



A student surfs the internet.



A woman phones a friend.

This section includes content derived from [Liberté](#), originally released under CC BY-NC-SA, and [Tex's French Grammar](#), originally released under CC BY 3.0.

5.3 Les Nombres 100-30 000

Numbers from 100-999 simply combine the different numbers you have already learned.

For example:

532 = cinq-cent-trente-deux

397 = trois-cent-quatre-vingt-dix-sept

Vocabulary

Use the table below to review the vocabulary words related to **numbers**. Listen to the French pronunciations using the following audio recording.



An audio element has been excluded from this version of the text. You can listen to it online here:
<https://ecampusontario.pressbooks.pub/frenchcopy/?p=75>

NUMBER	FRENCH SPELLING
100	cent
102	cent-deux
103	cent-trois
200	deux-cents
300	trois-cents
400	quatre-cents
500	cinq-cents
600	six-cents
700	sept-cents
800	huit-cents
900	neuf-cents
1 000	mille
2 000	deux-mille
3 000	trois-mille
10 000	dix-mille
30 000	trente-mille

Important notes

- The Académie française's 1990 French spelling reforms (rectifications orthographiques) suggest that it is good practice to use a hyphen to separate each number element, including "et-un". For example, 2 422 is written as deux-mille-quatre-cent-vingt-deux.
- When writing out numbers higher than 999, a space separates three-digit groups of numbers. For example: 1 250.
- When *vingt* or *cent* are followed by a number, the s is dropped.

Exercice 3: Nombres 100-30 000

Write the numbers that correspond to the following words.

1. mille-soixante-trois
2. neuf-cent-quatre-vingt-six
3. trois-mille-quatre-vingt-quinze
4. quatre-cent-soixante-dix-neuf
5. soixante et onze
6. quatre-vingt-quatre
7. sept-cent-soixante-deux
8. soixante-douze
9. mille-huit-cent-douze
10. soixante-sept

Exercice 4: Nombres en lettres 100-30 000

Write out the following numbers in words.

- 1.998
- 561
- 1.083
- 75
- 10.569
- 9.289
- 04
- 664
- 173

Chapter 6



Learning Objectives

In this chapter, you will practice using the vocabulary for describing the weather and seasons. You will also continue your exploration of irregular verbs by reviewing the uses of the verb faire (to do or make).

Chapter Summary

- 6.1 Le Temps
- 6.2 Les Saisons
- 6.3 The Verb Faire

6.1 Le Temps

Vocabulary

Use the table below to review the vocabulary words related to **the weather**. Listen to the French pronunciations using the following audio recording.



An audio element has been excluded from this version of the text. You can listen to it online here: <https://ecampusontario.pressbooks.pub/frenchcopy/?p=80>

Le Temps / The Weather

French	English
Quel temps fait-il?	What's the weather?
Il fait beau.	It's nice.
Il fait chaud.	It's hot.
Il fait du soleil. / Il y a du soleil.	It's sunny.
Il fait frais.	It's cool.
Il fait mauvais.	It's bad.
Il fait froid.	It's cold.
Il fait du brouillard. / Il y a du brouillard.	It's foggy.
Il fait du vent. / Il y a du vent.	It's windy.
Il y a des nuages.	It's cloudy.
Il y a des orages.	There are storms.
Il pleut.	It's raining.
Il neige.	It's snowing.

This section includes content derived from [Français Interactif](#), originally released under CC-BY.

6.2 Les Saisons

Vocabulary

Use the table below to review the vocabulary words related to **the seasons**. Listen to the French pronunciations using the following audio recording.



An audio element has been excluded from this version of the text. You can listen to it online here:
<https://ecampusontario.pressbooks.pub/frenchcopy/?p=83>

Les Saisons (feminine) / The Seasons

French	English
le printemps / au printemps	spring / in the spring
l'été (masculine) / en été	summer / in the summer
l'automne (masculine) / en automne	fall / in the fall
l'hiver (masculine) / en hiver	winter / in the winter

Exercice 1: Quelle saison?

In what season do you do the activities below? Ask a neighbour and report back!

Modèle: faire du golf – en été.

1. aller à la plage
2. faire du ski
3. aller à Paris
4. aller au cinéma
5. jouer au foot
6. planter des tulipes
7. manger un sorbet
8. acheter des livres scolaires

Exercice 2 : Quel temps fait -il?

Paying attention to the season and the location, determine what the weather is like in each of the places below.

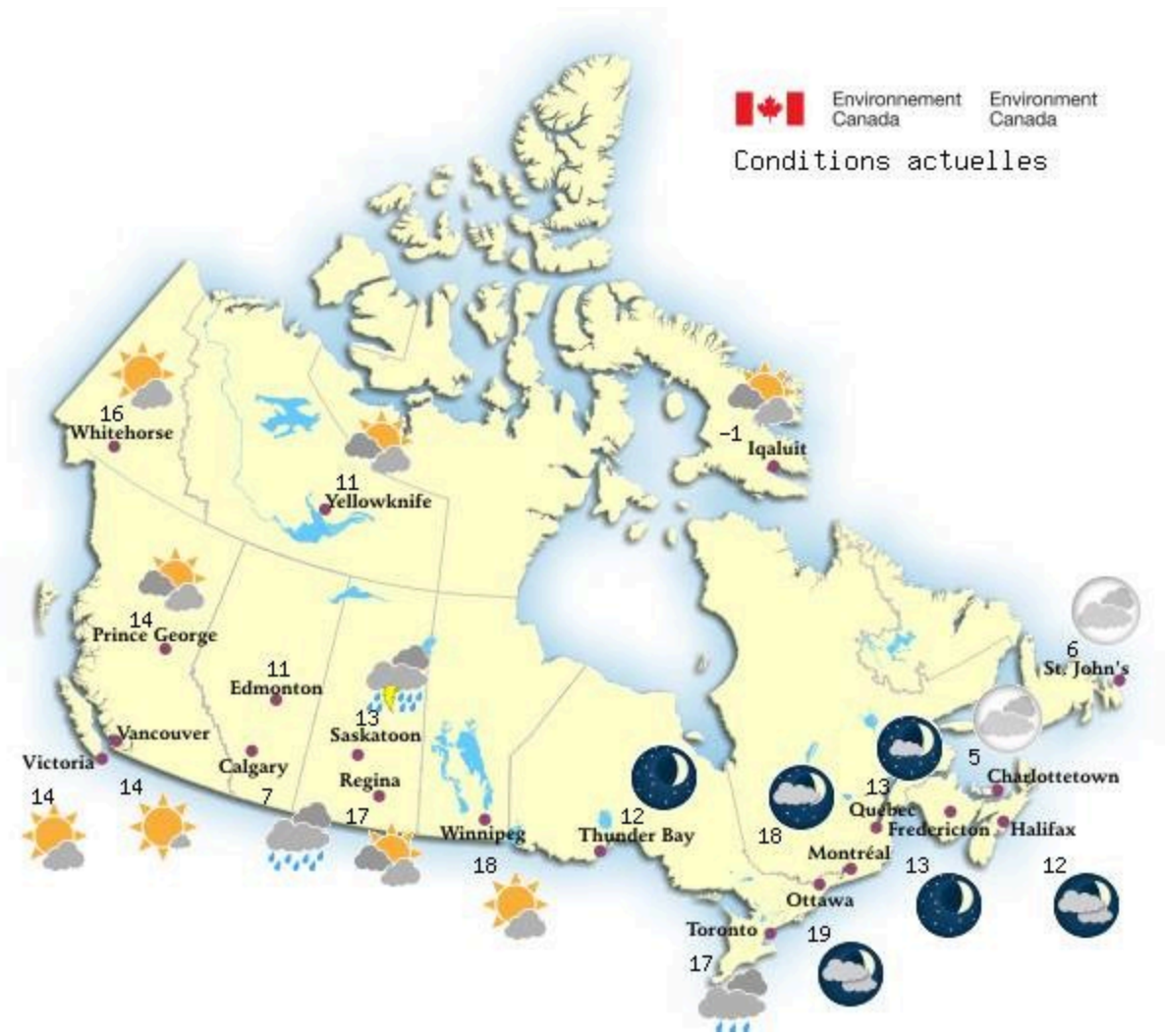
Modèle: à Paris en été

Quel temps fait-il à Paris en été? A Paris en été, il fait très chaud et il y a du soleil.

1. à Los Angeles au printemps?
2. à Montréal en hiver?
3. au Mexique en été?
4. en Italie au printemps?
5. à Moscou en hiver?
6. à Costa Rica en été?
7. en Toronto en automne?
8. en Côte d'Ivoire en decembre?

Exercice 3: Quel temps fait-il en Canada aujourd'hui?

Using the weather map of Canada, complete the following chart.



A map of weather conditions across Canada.

Fill in the Blanks

The Weather Around Canada

VILLE	QUEL TEMPS FAIT-IL?
[Blank 1]	Il fait froid.
Regina	[blank 2]
[Blank 3]	Il fait beau.
Yellowknife	[Blank 4]
Victoria	[Blank 5]
[Blank 6]	Il pleut.
Saskatoon	[Blank 7]
[Blank 8]	Il y a des nuages.

This section includes content derived from [Liberté](#), originally released under CC BY-NC-SA

6.3 The Verb Faire

The verb **faire** (to do or to make) is an irregular verb, used both literally, meaning to do or to make, and in many expressions. For example, as you have just learned, for certain weather expressions we use faire. When we talk about sports, we can also use **faire**:

Tiger Woods fait du golf. Rafael Nadal fait du tennis.

Faire as a “substitute” verb

You can use the verb faire to ask a question: “Qu’est-ce que vous faites?” (“What are you doing?”). Usually you will reply not with the verb faire itself, but with the verb that describes the activity you are doing.

Q: Charles, que **fais**-tu? (Charles, what are you doing?)

R: Je **mange** un sandwich. (I’m eating a sandwich.)

Conjugation of Faire

The Singular and Plural Forms of the Verb Faire

Person	French	English
1st person singular	Je fais	I do/make
2nd person singular	Tu fais	You do/make
3rd person singular	Il/elle/on fait	He/she does/makes
1st person plural	Nous faisons	We do/make
2nd person plural	Vous faites	You do/make (formal or plural)
3rd person plural	Ils/elles font	They make

Important Notes

- The singular forms are all pronounced the same

- The vous form does not finish in “ez”

Exercice 4: Faire

Write the proper form of the verb **faire** in each blank. Then write an English translation for each sentence. If you do not know what a word means, make your best guess.

Fill in the Blanks

1. Mon frère ne [Blank 1] pas de sport.
2. Elles [Blank 2] des cours ensemble (together).
3. Est-ce que tu [Blank 3] tes devoirs?
4. Je ne [Blank 4] rien!
5. Fiona, vous [Blank 5] une promenade (walk)?
6. Je [Blank 6] du ski au Mont Tremblant.
7. Bob, il ne [Blank 7] pas ses devoirs!
8. Est-ce que vous [Blank 8] à Conestoga?
9. Nous [Blank 9] du vélo (*bicycle*).

Exercice 5: Qu'est-ce que vous faites ?

Conjugate the verb **faire** in the question and the regular “er” verb in the answer.

Fill in the Blanks

Question: Charles, que [Blank 1 – faire]-tu?

Response: Je [Blank 2 – manger] un sandwich.

Question: Alors, les amis, qu'est-ce que nous [Blank 3 – faire] ce soir?

Response: Nous [Blank 4 – rencontrer] Paul et Stéphane au cinéma, bien sûr!

Question: Que [Blank 5 – faire] Marie?

Response: Elle [Blank 6 – étudier] pour l'examen.

Question: Monsieur, qu'est-ce que vous [Blank 7 – faire]?

Response: Je [Blank 8 – chercher] mes clés.

Question: Qu'est-ce qu'ils [Blank 9 – faire], les enfants?

Response: Ils [Blank 10 – jouer] au foot.

Question: Madame, qu'est-ce que je [Blank 11 – faire] après l'exercice?

Response: Vous [Blank 12 – continuer] vos devoirs, Marthe.

This section includes content derived from [Liberté](#), originally released under CC BY-NC-SA

Chapter 7



Learning Objectives

In this chapter, you will practice using the vocabulary for describing items used at the table, and various foods. You will learn when and how to use partitive articles. Lastly, you will explore vocabulary terms for various type of stores where food can be purchased.

Chapter Summary

7.1 Sur La table

7.2 Les Aliments

7.3 Partitive Articles

7.4 Les Magasins D'alimentation

7.1 Sur la Table

Vocabulary

Use the table below to review the vocabulary words related to **items found at the dinner table**. Listen to the French pronunciations using the following audio recording.



An audio element has been excluded from this version of the text. You can listen to it online here:
<https://ecampusontario.pressbooks.pub/frenchcopy/?p=90>

Sur la table / At the table

FRENCH	ENGLISH
un verre	glass
une tasse	cup
un bol	bowl
une assiette	plate
un couteau	knife
une fourchette	fork
une cuillère	spoon
la cuisine	kitchen
les repas	meals
le déjeuner (QC)	breakfast
le dîner (QC)	lunch
le souper(QC)	dinner

Les repas

In Quebec, Switzerland and Belgium the three main meals are: le déjeuner, le dîner et le souper (breakfast, lunch and dinner). In France these meals have slightly different names: le petit-déjeuner, le déjeuner et le dîner.

7.2 Les Aliments

Vocabulary

Use the table below to review the vocabulary words related to **foods**. Listen to the French pronunciations using the following audio recording.



An audio element has been excluded from this version of the text. You can listen to it online here: <https://ecampusontario.pressbooks.pub/frenchcopy/?p=92>

FRENCH	ENGLISH
Des fruits (masculine)	Fruits
des bananes (feminine)	<i>bananas</i>
des fraises (feminine)	<i>strawberries</i>
des oranges (feminine)	<i>oranges</i>
des pommes (feminine)	<i>apples</i>
des kiwis (masculine)	<i>kiwis</i>
des melons d'eau (masculine)	<i>watermelons</i>
Des légumes (masculine)	Vegetables
de l'ail (masculine)	<i>garlic</i>
des carottes (feminine)	<i>carrots</i>
des choux (masculine)	<i>cabbages</i>
une/de la laitue	<i>lettuce</i>
des poivrons rouges (masculine)	<i>red peppers</i>
des pommes de terre (feminine)	<i>potatoes</i>
des tomates (feminine)	<i>tomatoes</i>
Les aliments	Food
de la viande	<i>meat</i>
du poulet	<i>chicken</i>
du poisson	<i>fish</i>
du porc	<i>pork</i>
du pain	<i>bread</i>
des œufs	<i>eggs</i>
du jambon	<i>ham</i>
du lait	<i>milk</i>

Exercice 1: Quels sont vos goûts (*tastes*)?

Make a list of the foods you like and don't like to eat.

J'aime (I love)...

Je déteste (I hate)...

7.3 Partitive Articles

Partitive articles are used both in English and in French to express quantities that cannot be counted. While the indefinite article (un, une, des) is used with countable quantities (un oeuf, deux oeufs, etc.), the partitive article is used before nouns that are indivisible or uncountable. In English, we use the article “some” to that end, but it is often omitted.

Examples:

Elle mange **du** pain. (She’s eating bread.)

Elle mange **des** pommes. (She’s eating apples.)

There are three partitive articles in French:

ARTICLE	EXAMPLE	ENGLISH TRANSLATION
du	du pain (masculine)	(some) bread
de la	de la viande (feminine)	(some) meat
de l’ (masculine)	de l’ail (masculine)	(some) garlic
de l’ (feminine)	de l’eau (feminine)	(some) water

Definite Articles vs Partitive Articles

While the definite article designates something in its totality or as a whole, the partitive article designates a part of the whole. Depending on what you want to say, the same noun may be introduced by a definite, an indefinite, or a partitive article. Compare these examples:

1. Vous prenez du vin, n’est-ce pas? *You are having (some) wine, aren’t you?*
2. Le vin rouge est bon pour la santé! *Red wine is healthy!*
3. Nous avons un Beaujolais nouveau ou un Chambertin. *We have a Beaujolais nouveau, or a Chambertin.*

After the Negative

In negative sentences, partitive articles (du, de la, des, de l’) change to de:

Example:

Joe mange de la viande. *Joe eats meat.*

Tammy ne mange pas **de** viande. *Tammy doesn't eat meat*

This section includes content derived from [Français Interactif](#), originally released under CC-BY and [Tex's French Grammar](#), originally released under CC-BY 3.0.

7.4 Les Magasins D'alimentation

Vocabulary

Use the table below to review the vocabulary words related to **specialty food shops**. Listen to the French pronunciations using the following audio recording.



An audio element has been excluded from this version of the text. You can listen to it online here:
<https://ecampusontario.pressbooks.pub/frenchcopy/?p=96>

Les magasins d'alimentation / Specialty food shops

French	English
le supermarché	supermarket
le marché	farmer's market
la fromagerie	cheese shop
la boucherie	butcher shop
la charcuterie	deli
la poissonnerie	fish shop
l'épicerie	local grocery store
le dépanneur (QC)	corner store
la boulangerie	bakery
la pâtisserie	pastry shop

Le dépanneur

Les dépanneurs (also known as deps) are a type of corner store in Quebec. They are very popular given that they are always nearby, are open late, and sell beer, wine and food staples. The word comes from the French *en panne*, which means out of order or not working, so *dépanneur* would loosely translate as “get out of trouble” or “troubleshoot.”

Exercice 2: Les magasins d'alimentation

Complete the table below by writing in the items that you can buy at each of the specialty food shops. Don't forget to include the correct partitive article.

Fill in the Blanks

1. Á la boucherie-charcuterie, j'achète, **de la viande**.
2. Au marché, tu achètes [blank 1 – article partitif] [blank 2 – produit(s)]
3. Á la poissonnerie, il achète [blank 3 – article partitif] [blank 4 – produit(s)]
4. Á la charcuterie, on achète [blank 5 – article partitif] [blank 6 – produit(s)]
5. Á la boulangerie, nous achetons [blank 7 – article partitif] [blank 8 – produit(s)]
6. Á la pâtisserie, vous achetez [blank 9 – article partitif] [blank 10 – produit(s)]
7. Á l'épicerie, ils achètent [blank 11 – article partitif] [blank 12 – produit(s)]