

Copyright Open Educational Resource for University Instructors, Staff, & Students

Implementation Guide

DECEMBER 14, 2020

Contact
info@carl-abrc.ca

www.carl-abrc.ca

Table of Contents

About the modules	2
Legal Accuracy.....	2
Accessibility.....	2
Overview of Modules.....	3
Where to find modules	3
How to implement.....	3
Linking directly to CARL website	4
Interested in learning more?.....	4
Integration into teaching	4
Creation of a stand-alone course.....	5
Promotion of modules on your campus	5
How to attribute and use this work:.....	6
Need support?	6

About the modules


CARL's Copyright Open Educational Resource for University Instructors and Staff are modules designed to educate instructors and staff at Canadian universities. These modules offer an interactive and inclusive learning environment in which to deliver copyright education remotely and at the point of need.



With graphics and artwork by Giulia Forsythe, these bilingual videos and interactive quizzes are openly licensed and provide an easy and reliable solution for universities searching for an alternative to in-person copyright sessions.

Legal Accuracy

Based on modules originally developed by copyright experts from institutions representing College Libraries Ontario (CLO) and external legal counsel, the CARL modules have been updated to reflect the evolving copyright landscape in Canada.



Updated content derives from the many copyright resources developed by CARL member institutions and has been further reviewed by Michal Jaworski, Partner and Co-Chair of the Higher Learning practice group at Clark Wilson LLP.

Accessibility

Modules are Accessibility for Ontarians with Disabilities Act (AODA) compliant. Guided by the University of Waterloo's accessibility standards:

<http://accessibilitystandards.cel.uwaterloo.ca/>

Videos

- Descriptive Text Transcript
- Audio (Captions)

Images

- Black and images are black and white for maximum contrast ratio
- null alt text (alt="")



Overview of Modules

1. Introduction
2. What are my university's copyright practices based on?
3. When do I need to think about copyright?
4. The balancing act: what rights do copyright holders have?
5. The balancing act: what can I do with copyright-protected works?
6. What do you need to know about licensing?
7. Openly licensed material



Where to find modules

I just want to link to content:

CARL has developed a quick and reliable solution for institutions looking to adapt “as is” content. On the CARL website you’ll find developed modules with:

- Text-based content
- Videos
- Quizzes

Access here: <https://www.carl-abrc.ca/influencing-policy/copyright/opencopyrightcourse/>

I’d like to remix content:


Content developed as a part of these modules can be downloaded and adapted by your institution.

These components are hosted by University of Calgary’s Cortex.

Access here:

<https://digitalcollections.ucalgary.ca/Browse/Collections/CARL-Copyright-Modules>

How to implement



Get ideas on how to implement these resources and learn more about the early plans of other Canadian institutions

Linking directly to CARL website

Institutions can choose to adopt the modules “as is” by linking to the CARL website in your institution’s copyright resources.

Access here: <https://www.carl-abrc.ca/influencing-policy/copyright/opencopyrightcourse/>

Interested in learning more?

The University of Waterloo is planning to link to these modules from their Copyright@Waterloo webpage

Contact Kathryn Blair (kblair@uwaterloo.ca) to learn more about these plans

Integration into teaching

Learn before lecture

Consider assigning all or select modules and quizzes as a recommend/required assignment before you teach.

Develop a workshop around modules

Structure your copyright education sessions on the modules and use quizzes as an assessment tool for attendees.

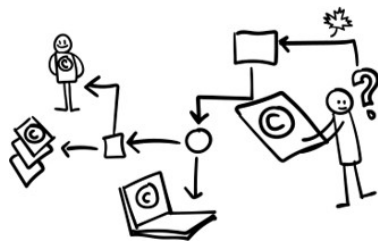
Interested in learning more?

The University of Alberta is planning to assign select modules in their copyright education sessions

Contact Amanda Wakaruk (amanda.wakaruk@ualberta.ca) to learn more about these plans



Creation of a stand-alone course



Institutions can choose to customize content by creating stand-alone courses to meet the specific copyright education needs of their institution. This method also allows for the addition of institutional-specific copyright resources, support, and branding.

Interested in learning more about creating a stand-alone course?

	The University of Regina	The University of Toronto
LMS	Moodle	Canvas
How	Creating an optional course in Moodle for the wider community	Creating an optional course in Canvas for the wider community, with outreach plans recommended at a departmental level.
Who	Contact Christina Winter (Christina.Winter@uregina.ca) to learn more about these plans	Contact Stephanie Orfano (stephanie.orfano@utoronto.ca) to learn more about these plans

Promotion of modules on your campus

Since these modules have been designed for use by a broad audience within Canadian universities, you may want to consider promoting these resources to relevant departments and groups at your institution

Consider sharing with:

- Teaching and learning centers
- Educational technology units
- Graduate studies departments
- Student groups
- Continuing education centers
- Any departments or divisions offering staff training and/or professional development opportunities on your campus



How to attribute and use this work:

“[Copyright Open Educational Resources](#)” by CARL (2020) is licensed under [CC-BY-NC 4.0](#). Material may be shared for noncommercial purposes with the following considerations:

- All artwork © Giulia Forsythe, made available under a [CCO 1.0 License](#).
- Material for the Openly Licensed Materials video has been adapted from: Year of Open Licenses, <https://www.yearofopen.org/what-are-open-licenses/> (CC-BY); Guelph Creative Commons Video: <https://learningcommons.lib.uoguelph.ca/item/what-are-creative-commons-licenses> (CC-BY-NC-SA)
- Scripted material and quizzes have been adapted from [Copyright Literacy for Ontario College Employees](#), ©2014 Ontario Colleges, which is licensed under a [CC-BY-SA 4.0 International License](#). Adapted material is shared here under a different license with permission. Scripts and quizzes have been modified to address an audience of instructors and staff at Canadian universities.

Need support?

If you have questions about the CARL’s Copyright Open Educational Resource for University Instructors and Staff, please get in touch: info@carl-abrc.ca

CARL and participating institutions are unable to provide technical support for your implementation. It is recommended that you seek technical support options available at to your institution.

